

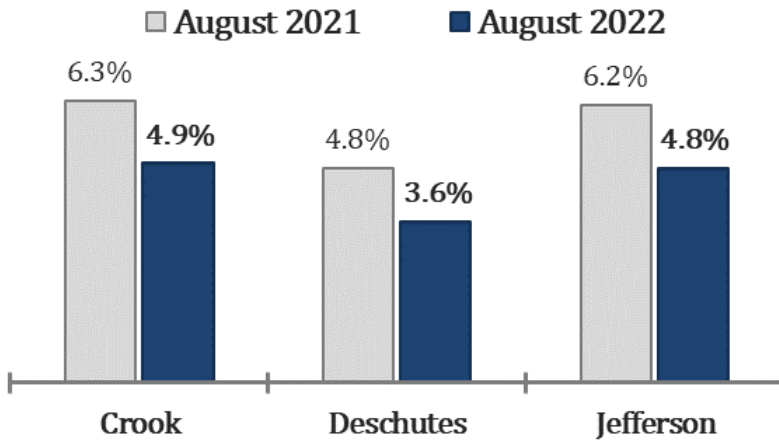


Central Oregon Economic Indicators

September 2022 Edition

(August 2022 data)

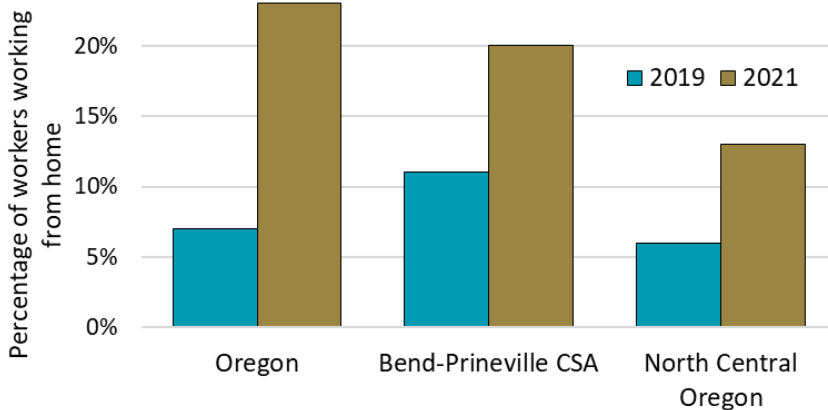
Local Area Unemployment Rates (Seasonally adjusted)



Graph of the Month

Share of Workforce Working from Home

Source: American Community Survey 1-Year Estimates Subject Tables



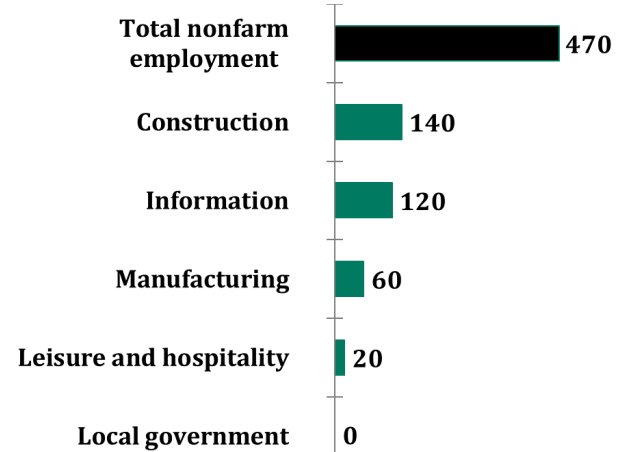
Source: American Community Survey, ACS 1-Year Estimates Subject Tables

The COVID-19 pandemic forced changes to the work environment across Oregon. One way it affected the workforce was the dramatic increase in the share of workers who worked from home (WFH). In Oregon, the share of workers who WFH more than tripled, increasing from 7% in 2019 to 23% in 2021.

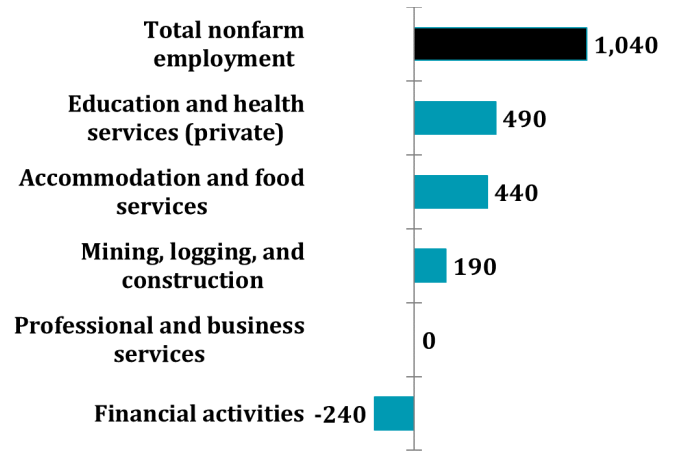
Pre-pandemic, workers in the Bend-Prineville Combined Statistical Area (Deschutes and Crook counties) were more likely to WFH than statewide workers, with 11% choosing to do so. That figure nearly doubled in 2021 with 20% of central Oregonians working from home. Workers in North Central Oregon (Crook, Gilliam, Grant, Hood River, Jefferson, Morrow, Sherman, Wasco, and Wheeler counties) who WFH were similar to other workers across Oregon in 2019 at 6% but lagged comparatively in 2021. However, the share still doubled to 13%.

Select Industry Gains and Losses (Over-the-year net employment change)

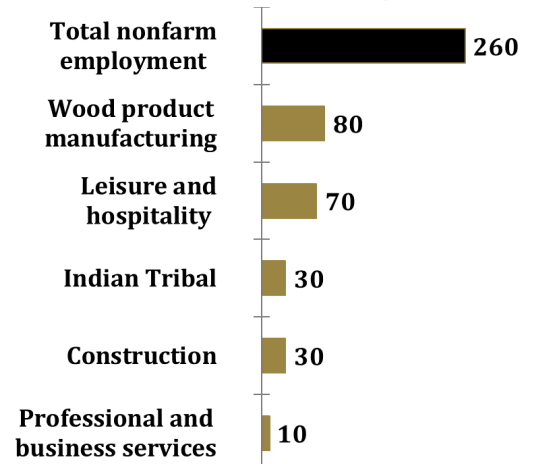
Crook County



Deschutes County



Jefferson County



Want to join the distribution list?

Jake Procino Jake.D.Procino@employ.oregon.gov