


KLAMATH AND LAKE COUNTY ECONOMIC INDICATORS

Total Nonfarm Employment

Klamath County — 23,420 jobs, up by 590
 over the year
 Lake County — 2,320 jobs, up by 70
 over the year

Unemployment Rates, September 2017

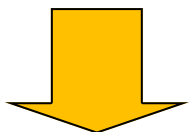
Klamath County — 5.8 %
 Lake County — 5.7 %
 Oregon — 4.2 %
 U.S. — 4.2 %



Growth Industries, Over The Year

Klamath — private education & health services; government; construction; leisure & hospitality;

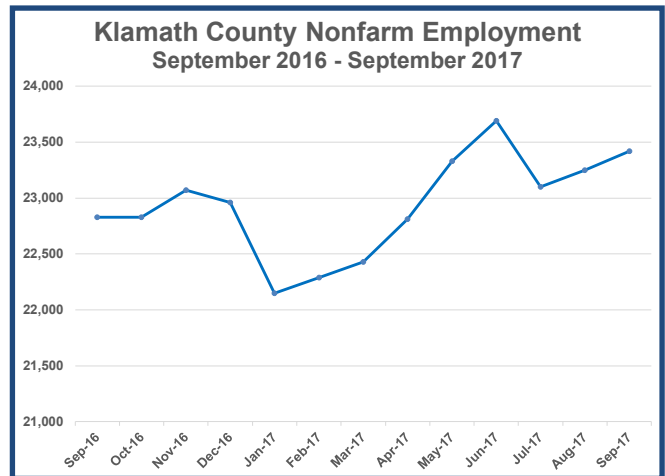
Lake — local government; retail trade;



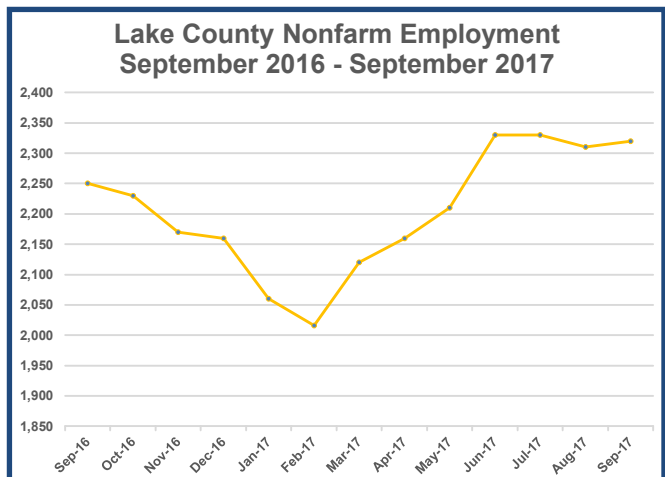
Industries Posting Job Losses

Klamath — professional & business services; manufacturing; retail trade;

Lake — federal & state government;



Employment levels in both Klamath and Lake counties improved since September 2016. Winter season decline remains significant.



For the Latest info, Click Below:

- ◆ [Unemployment rates](#)
- ◆ [Klamath County employment](#)
- ◆ [Lake County employment](#)
- ◆ [Latest Oregon labor market news](#)

or go to QualityInfo.org

Courtesy of the Oregon Employment Department's **Workforce Analyst**
 Ainoura Oussenbec, 541-414-5325
Ainoura.Oussenbec@Oregon.gov

Want to be added to the distribution list?
[Questions?](#) [Email me!](#)