

Washington County Economic Indicators

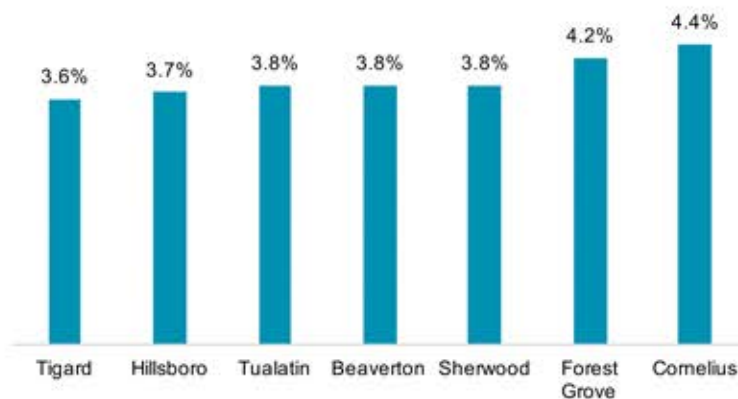
October 2017 (September Data)

Washington County's unemployment rate was 3.7 percent in September 2017, a 0.5 percentage point drop from the prior year. Many cities in Washington County also saw unemployment rates lower than the previous year (not seasonally adjusted).

The county added 4,600 jobs between September 2016 and September 2017. Transportation and warehousing continued to lead employment growth with an 11.1 percent growth rate. Financial activities and professional and business services both lost jobs over the year.

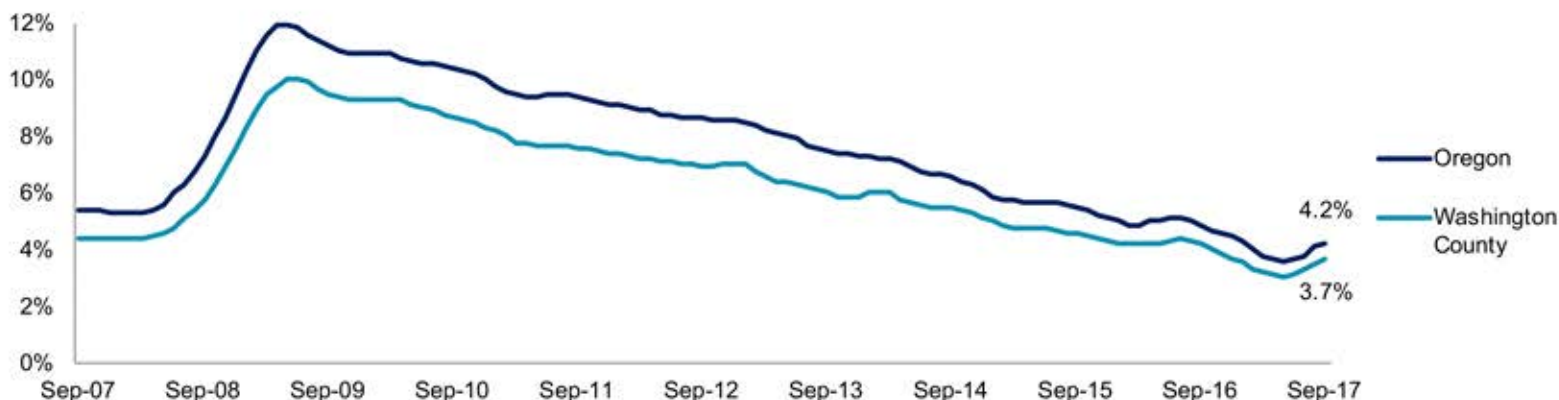
Unemployment Rates in Washington County Cities

September 2017, not seasonally adjusted
Oregon Employment Department, Local Area Unemployment Statistics



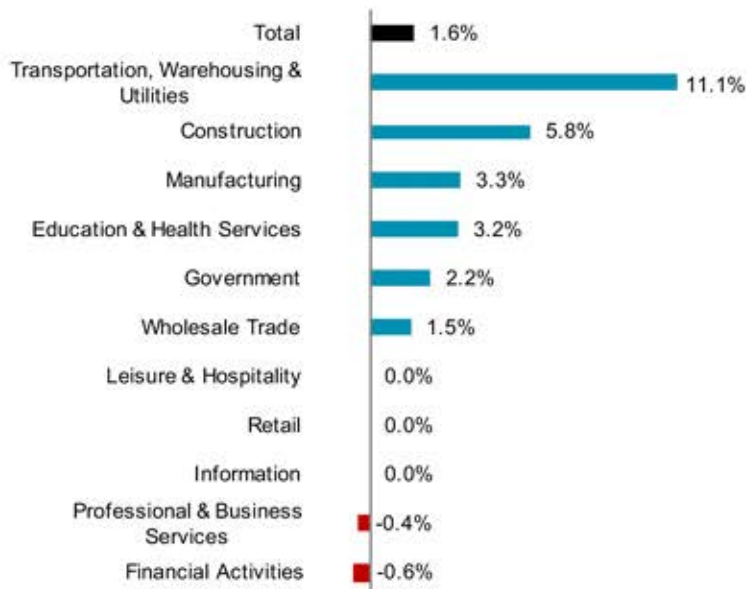
Unemployment Rate

September 2007 to September 2017, seasonally adjusted
Oregon Employment Department, Local Area Unemployment Statistics



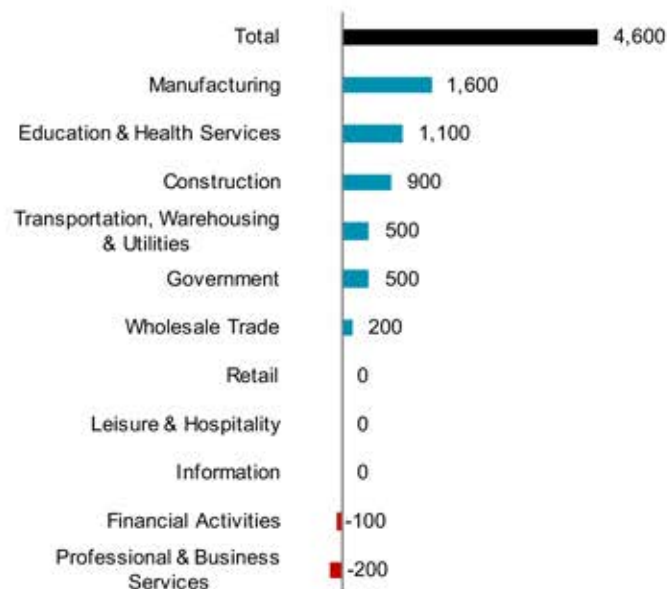
Transportation & Warehousing Leads Industry Employment Growth

Percentage change, September 2016 to September 2017
Oregon Employment Department, Current Employment Estimates



Net Job Growth in Washington County

Net change, September 2016 to September 2017
Oregon Employment Department, Current Employment Estimates



Have questions? Want to subscribe? Contact me!
Emily Starbuck, Washington County Workforce Analyst

Emily.A.Starbuck@oregon.gov
503.360.2421