

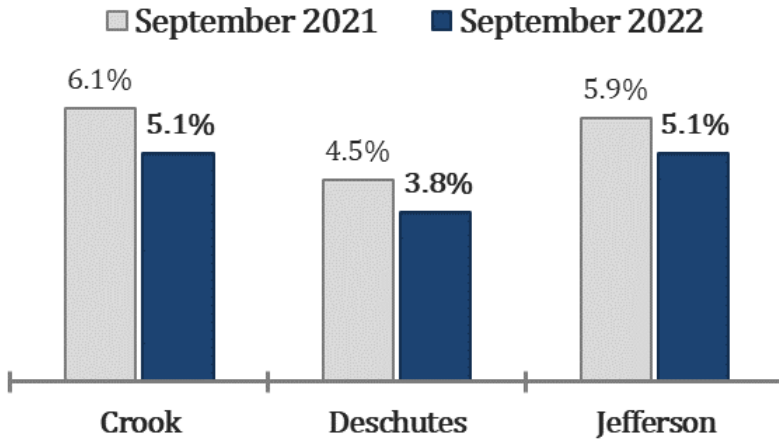


Central Oregon Economic Indicators

(September 2022 data)

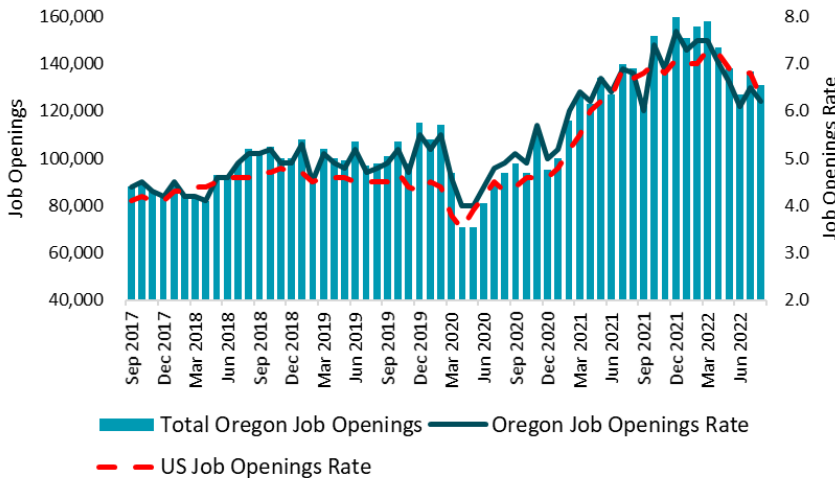
October 2022 Edition

Local Area Unemployment Rates (Seasonally adjusted)



Graph of the Month Job Openings in Oregon, Seasonally Adjusted

Source: Bureau of Labor Statistics, JOLTS

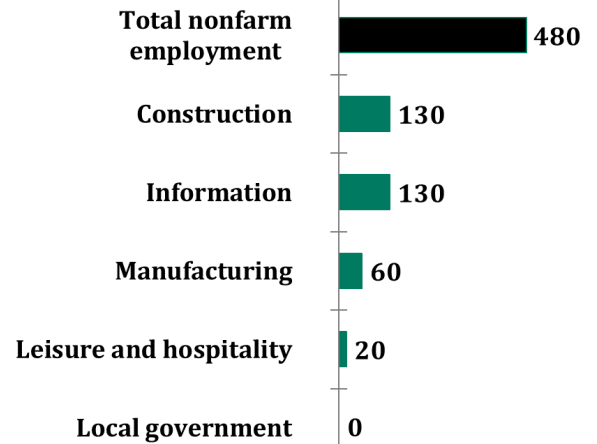


Total job openings and the job openings rate in Oregon and in the U.S. have declined in recent months, but they still remain relatively high historically. There were 131,000 job openings in Oregon in August 2022, a decline from the all-time high of 160,000 reached in December 2021. However, the number of job openings is still 15% higher than it was in February 2020.

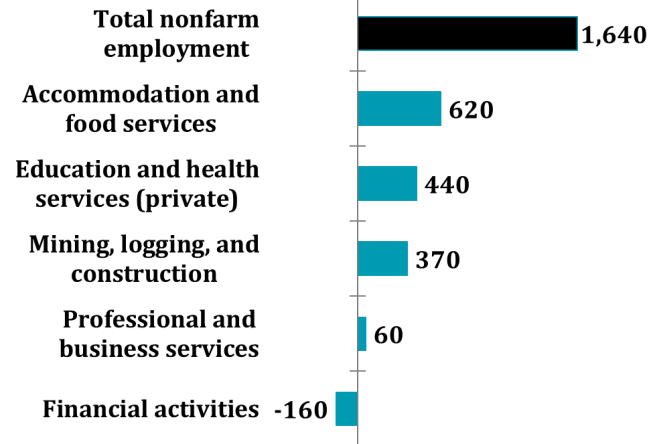
The explosion in labor demand after the Pandemic Recession is a major reason why the labor market is so tight in Oregon and across the U.S. With the decline in job openings, the labor market will loosen more and more. Though, there is still a long way to go before the labor market resembles what it did pre-pandemic.

Select Industry Gains and Losses (Over-the-year net employment change)

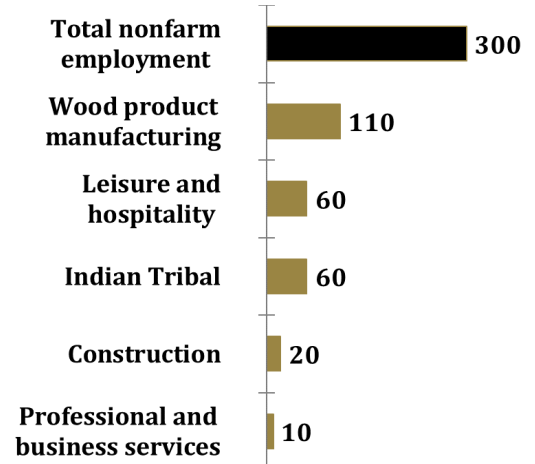
Crook County



Deschutes County



Jefferson County



Want to join the distribution list?

Jake Procino Jake.D.Procino@employ.oregon.gov