

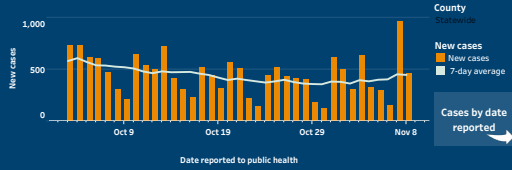
Oregon's COVID-19 Weekly Update 11/9/2022

Updated weekly on Wednesdays. Data Current as of 12:01am 11/9/2022

CASES — Statewide

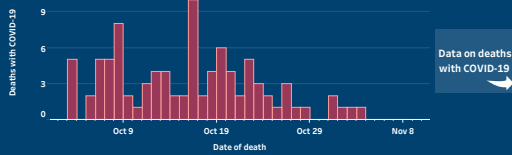
New cases
2,807
Weekly: Sun - Sat

Total cases
913,809
Cumulative | Source: Opera



Newly identified deaths with COVID-19
17
Weekly: Wed - Tues

Total deaths
8,743
Cumulative | Source: Opera

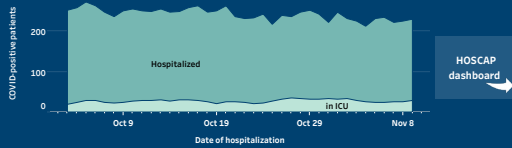


HEALTH CARE — Statewide

COVID-19 positive patients

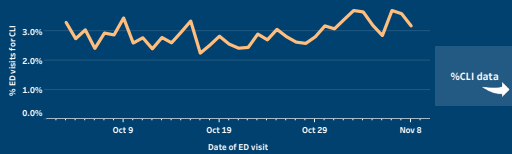
Hospitalized
229

in ICU beds
28
Day of report
 Source: HOSCAP



Emergency department visits for COVID-19-like illness (CLI)

3.3%
Weekly: Sun - Sat
 Source: Oregon ESSENCE

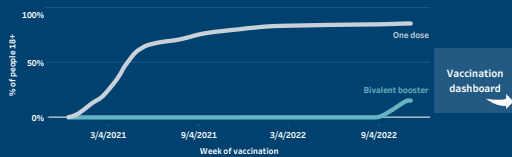


VACCINATION — Statewide

Vaccination coverage, statewide people ages 18+

One dose
85.8%

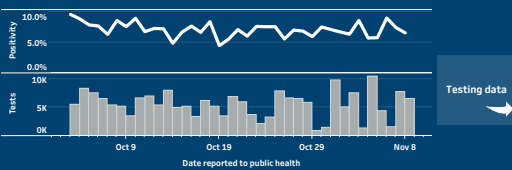
Bivalent booster
15.4%
Cumulative, updated monthly | Source: ALERT IIS



TESTING — Statewide

Test positivity
6.5%
Weekly: Sun - Sat

Tests reported
39,982
Weekly: Sun - Sat
 Source: ELR and OCRP

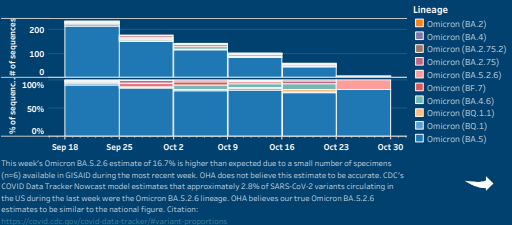


SEQUENCING — Statewide

Variants of Concern

Omicron (BA.5)
83.3%

Omicron (BA.5.2.6)
16.7%
Most recent week | Source: GISAID



Data are provisional and subject to change.

Opera is Oregon's COVID-19 disease surveillance system. Total cases include both presumptive and confirmed cases. Presumptive cases are people without a positive diagnostic test who have COVID-19-like symptoms and had close contact with a laboratory confirmed case.

Oregon's Hospital Capacity Web System (HOSCAP) data are from the most recent report from the hospitals, as of 9:00am. Every hospital in Oregon is asked to submit data twice daily.

Oregon ESSENCE, Electronic Surveillance System for the Early Notification of Community-based Epidemics, allows for public health to monitor what is happening in emergency departments across the state. Oregon ESSENCE receives daily reports of emergency department visits from all 60 non-federal hospitals in Oregon.

Vaccination data are from the Oregon ALERT Immunization Information System (IIS). COVID-19 vaccination providers must report administration data to ALERT IIS no later than 72 hours after administration.

Testing data are from electronic laboratory reports (ELR) and the Oregon COVID-19 Reporting Portal (OCRP). Tests are counted by the date received by public health. Counts reflect individual tests and not individual persons tested. Non-antibody and non-'info only' COVID results are deduplicated based on medical record number (MRN), accession number, facility and result daily.

Variant data are from the open-source sequencing data platform GISAID and are updated weekly on Wednesdays. There is a lag of approximately two weeks between when a sample is collected, sequenced and then reported by GISAID; this chart reflects that time-lag.

Oregon's COVID-19 Weekly Update 11/9/2022

County	COVID-19 cases			Deaths with COVID-19		COVID-19 tests
	New cases (Weekly, Sun-Sat)	Rate per 100K (Weekly, Sun-Sat)	Total cases	Newly identified (Weekly, Wed-Tues)	Total Deaths	Test Positivity (Weekly, Sun-Sat)
Baker	9	53.4	3,692	0	61	7.9%
Benton	85	90.5	20,866	0	87	4.8%
Clackamas	286	67.2	79,949	2	748	6.9%
Clatsop	6	14.5	5,973	0	59	3.5%
Columbia	31	58.5	9,752	0	111	4.5%
Coos	98	150.4	13,903	0	176	10.0%
Crook	28	109.9	7,529	0	91	6.9%
Curry	7	29.6	4,403	0	65	4.0%
Deschutes	156	76.7	59,360	1	363	10.4%
Douglas	47	42.1	24,864	1	439	11.8%
Gilliam	0	0.0	312	0	6	0.0%
Grant	2	27.7	2,184	0	26	3.8%
Harney	11	146.0	1,886	0	41	21.4%
Hood River	10	41.9	4,435	0	48	1.7%
Jackson	155	69.3	51,798	3	600	9.6%
Jefferson	23	92.4	8,630	0	101	10.2%
Josephine	50	56.4	19,729	0	383	7.3%
Klamath	48	68.8	17,167	0	249	6.2%
Lake	2	24.5	1,636	0	32	5.1%
Lane	226	59.1	74,691	4	653	5.9%
Lincoln	23	45.2	8,782	1	106	4.5%
Linn	50	38.3	31,631	0	311	3.6%
Malheur	16	50.0	9,296	0	118	8.8%
Marion	181	52.1	84,057	2	796	6.4%
Morrow	2	15.8	3,288	0	37	3.7%
Multnomah	692	84.3	162,160	0	1,399	6.1%
Polk	53	59.6	19,371	0	156	7.9%
Sherman	0	0.0	376	0	6	0.0%
Tillamook	9	32.6	4,760	0	75	11.3%
Umatilla	48	59.6	25,525	0	246	9.1%
Union	7	26.6	5,669	1	90	4.4%
Wallowa	4	53.8	1,519	0	22	6.0%
Wasco	17	64.0	6,457	0	73	3.8%
Washington	377	62.3	116,265	2	722	6.1%
Wheeler	0	0.0	276	0	3	0.0%
Yamhill	48	44.3	21,617	0	244	3.7%

Data are provisional and subject to change.

Oregon's COVID-19 disease surveillance system (OeDR). Total cases include both presumptive and confirmed cases. Presumptive cases are people without a positive diagnostic test who have COVID-19-like symptoms and had close contact with a laboratory confirmed case.

Testing data are from electronic laboratory reports (ELR) and the Oregon COVID-19 Reporting Portal (OCR). Tests are counted by the data received by public health. Counts reflect individual tests and not individual persons tested. Non-antibody and non-irfio only COVID results are deduplicated based on medical record number (MRN), accession number, facility and result daily.