

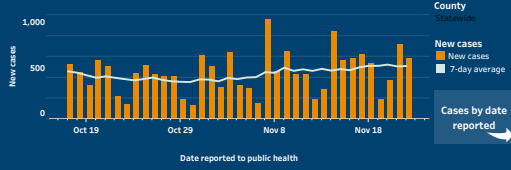
Oregon's COVID-19 Weekly Update 11/23/2022

Updated weekly on Wednesdays. Data Current as of 12:01am 11/23/2022

CASES — Statewide

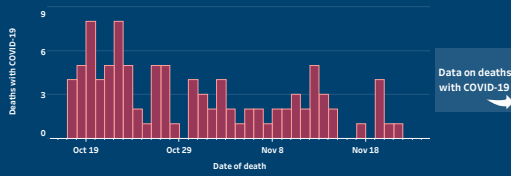
New cases
3,586
Weekly: Sun - Sat

Total cases
920,718
Cumulative | Source: Opera



Newly identified deaths with COVID-19
37
Weekly: Wed - Tues

Total deaths
8,824
Cumulative | Source: Opera

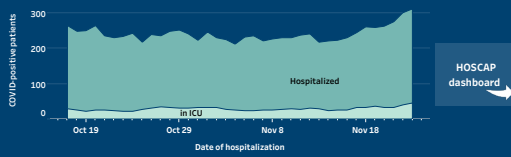


HEALTH CARE — Statewide

COVID-19 positive patients

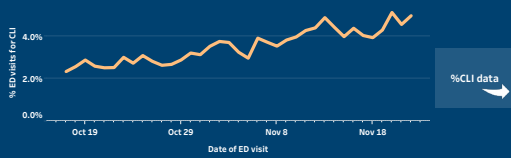
Hospitalized **311**

in ICU beds **45**
Day of report | Source: HOSCAP



Emergency department visits for COVID-19-like illness (CLI)

4.3%
Weekly: Sun - Sat | Source: Oregon ESSENCE

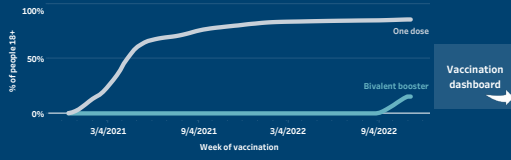


VACCINATION — Statewide

Vaccination coverage, statewide people ages 18+

One dose **85.8%**

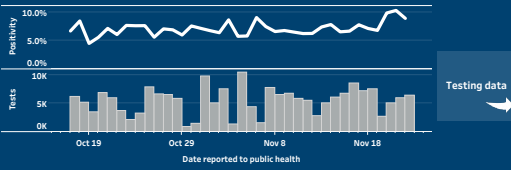
Bivalent booster **15.4%**
Cumulative, updated monthly | Source: ALERT IIS



TESTING — Statewide

Test positivity
7.2%
Weekly: Sun - Sat

Tests reported
43,976
Weekly: Sun - Sat | Source: ELR and OCSR



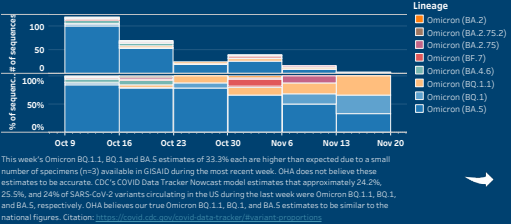
SEQUENCING — Statewide

Variants of Concern

Omicron (BA.5) **33.3%**

Omicron (BQ.1) **33.3%**

Omicron (BQ.1.1) **33.3%**
Most recent week | Source: GISAID



Data are provisional and subject to change.

Opera is Oregon's COVID-19 disease surveillance system. Total cases include both presumptive and confirmed cases. Presumptive cases are people without a positive diagnostic test who have COVID-19-like symptoms and had close contact with a laboratory confirmed case.

Oregon's Hospital Capacity Web System (HOSCAP) data are from the most recent report from the hospitals, as of 9:00am. Every hospital in Oregon is asked to submit data twice daily.

Oregon ESSENCE, Electronic Surveillance System for the Early Notification of Community-based Epidemics, allows for public health to monitor what is happening in emergency departments across the state. Oregon ESSENCE receives daily reports of emergency department visits from all 60 non-federal hospitals in Oregon.

Vaccination data are from the Oregon ALERT Immunization Information System (IIS). COVID-19 vaccination providers must report administration data to ALERT IIS no later than 72 hours after administration.

Testing data are from electronic laboratory reports (ELR) and the Oregon COVID-19 Reporting Portal (OCSR). Tests are counted by the date received by public health. Counts reflect individual tests and not individual persons tested. Non-antibody and non-Info only COVID results are deduplicated based on medical record number (MRN), accession number, facility and result daily.

Variant data are from the open-source sequencing data platform GISAID and are updated weekly on Wednesdays. There is a lag of approximately two weeks between when a sample is collected, sequenced and then reported by GISAID; this chart reflects that time-lag.

Oregon's COVID-19 Weekly Update 11/23/2022

County	COVID-19 cases			Deaths with COVID-19		COVID-19 tests		
	New cases (Weekly, Sun-Sat)	Rate per 100K (Weekly, Sun-Sat)	Total cases	Newly identified (Weekly, Wed-Tues)	Total Deaths	Test Positivity (Weekly, Sun-Sat)		
Baker	20	118.6	3,719	Baker	1	63	Baker	12.8%
Benton	100	106.4	21,026	Benton	0	88	Benton	8.2%
Clackamas	394	92.6	80,674	Clackamas	5	765	Clackamas	8.0%
Clatsop	15	36.2	6,012	Clatsop	1	60	Clatsop	7.0%
Columbia	41	77.3	9,814	Columbia	0	113	Columbia	7.9%
Coos	116	178.0	14,119	Coos	2	179	Coos	9.4%
Crook	46	180.5	7,620	Crook	1	93	Crook	8.2%
Curry	9	38.0	4,425	Curry	0	67	Curry	6.0%
Deschutes	130	63.9	59,648	Deschutes	2	365	Deschutes	7.5%
Douglas	93	83.3	25,032	Douglas	2	441	Douglas	8.8%
Gilliam	0	0.0	312	Gilliam	0	6	Gilliam	0.0%
Grant	1	13.8	2,193	Grant	0	26	Grant	3.8%
Harney	14	185.8	1,914	Harney	0	41	Harney	18.4%
Hood River	18	75.4	4,479	Hood River	0	48	Hood River	12.7%
Jackson	213	95.2	52,255	Jackson	2	603	Jackson	10.1%
Jefferson	43	172.8	8,689	Jefferson	1	102	Jefferson	11.1%
Josephine	125	140.9	19,958	Josephine	1	384	Josephine	13.3%
Klamath	42	60.2	17,253	Klamath	0	249	Klamath	8.6%
Lake	1	12.2	1,637	Lake	0	32	Lake	3.5%
Lane	272	71.1	75,229	Lane	3	662	Lane	5.2%
Lincoln	21	41.3	8,825	Lincoln	1	108	Lincoln	7.6%
Linn	121	92.8	31,844	Linn	1	312	Linn	4.7%
Malheur	32	100.0	9,344	Malheur	0	121	Malheur	11.9%
Marion	221	63.7	84,536	Marion	2	801	Marion	5.3%
Morrow	4	31.7	3,296	Morrow	0	37	Morrow	3.2%
Multnomah	754	91.9	163,656	Multnomah	7	1,407	Multnomah	6.8%
Polk	68	76.5	19,526	Polk	0	157	Polk	8.9%
Sherman	4	209.6	380	Sherman	0	6	Sherman	25.0%
Tillamook	18	65.2	4,791	Tillamook	0	75	Tillamook	26.5%
Umatilla	38	47.2	25,609	Umatilla	0	248	Umatilla	5.8%
Union	14	53.2	5,690	Union	1	92	Union	5.2%
Wallowa	3	40.4	1,531	Wallowa	0	22	Wallowa	10.7%
Wasco	17	64.0	6,483	Wasco	0	73	Wasco	1.7%
Washington	509	84.1	117,164	Washington	3	729	Washington	7.1%
Wheeler	0	0.0	277	Wheeler	0	3	Wheeler	12.5%
Yamhill	69	63.7	21,757	Yamhill	1	246	Yamhill	6.3%

Data are provisional and subject to change.

Oregon's COVID-19 disease surveillance system (Oepr). Total cases include both presumptive and confirmed cases. Presumptive cases are people without a positive diagnostic test who have COVID-19-like symptoms and had close contact with a laboratory confirmed case.

Testing data are from electronic laboratory reports (ELR) and the Oregon COVID-19 Reporting Portal (OCR). Tests are counted by the data received by public health. Counts reflect individual tests and not individual persons tested. Non-antibody and non-irfio only COVID results are deduplicated based on medical record number (MRN), accession number, facility and result daily.