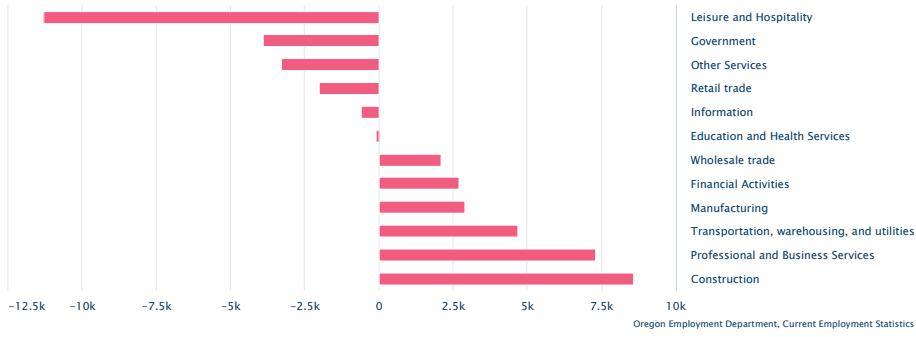


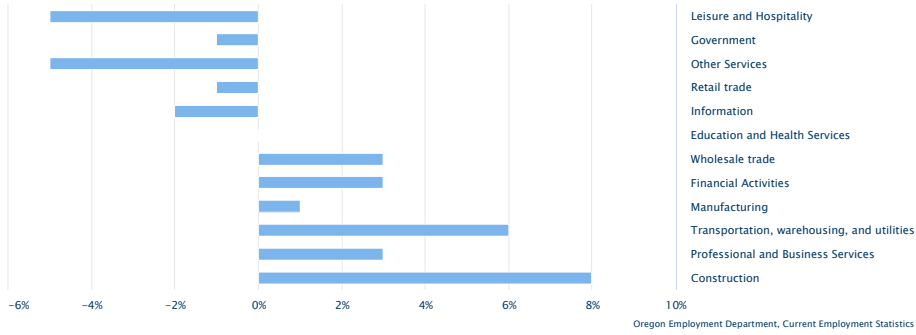
Oregon Employment Change Since Peak

(February 2020 to October 2022)



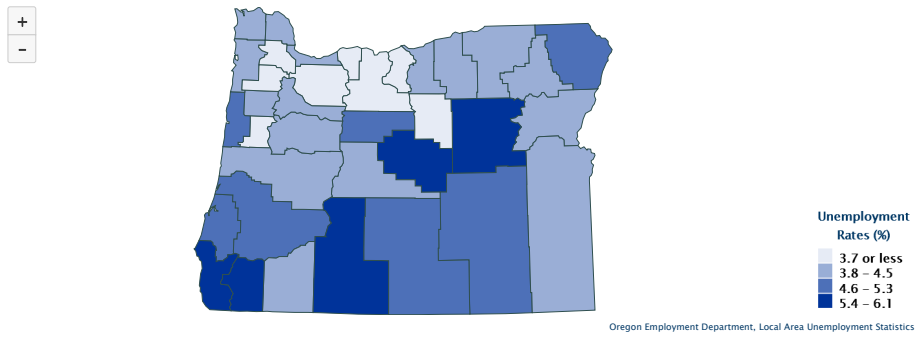
Oregon Employment Percent Change Since Peak

(February 2020 to October 2022)



Seasonally Adjusted Unemployment Rate

October 2022



Unemployed Persons, Oregon Statewide

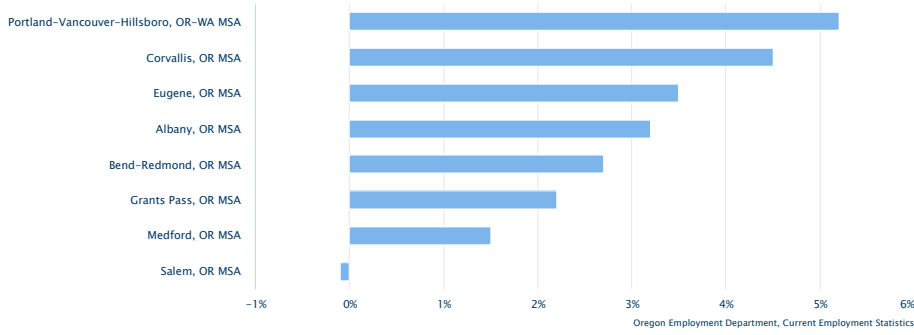
October 2012 to October 2022, Not Seasonally Adjusted



Employment Change in Oregon's Metro Areas



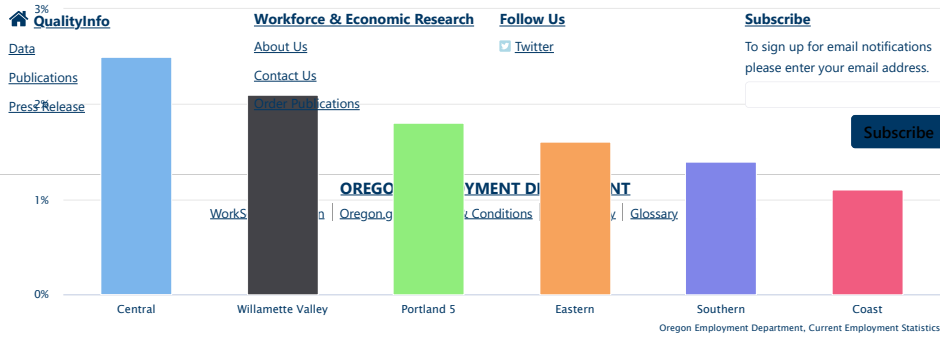
October 2021 to October 2022, Seasonally Adjusted



Over-the-Year Employment Change by Region



October 2021 to October 2022, Seasonally Adjusted Nonfarm Employment



[QualityInfo](#)
[Data](#)
[Publications](#)
[Press Release](#)

[Workforce & Economic Research](#)
[About Us](#)
[Contact Us](#)

[Follow Us](#)
 [Twitter](#)

[Subscribe](#)
 To sign up for email notifications please enter your email address.

[Subscribe](#)