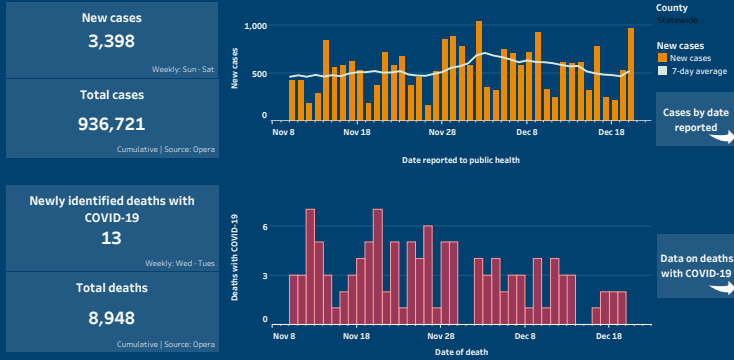


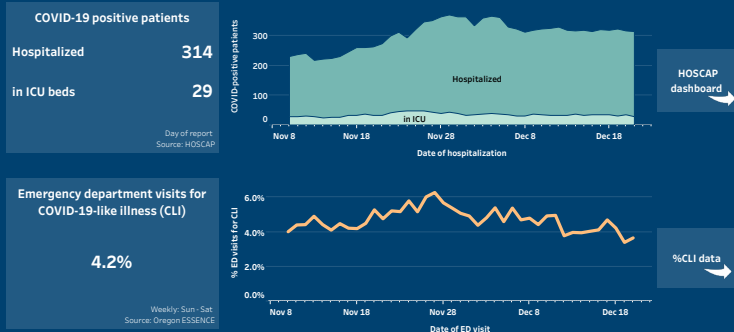
## Oregon's COVID-19 Weekly Update 12/21/2022

Updated weekly on Wednesdays. Data Current as of 12:01am 12/21/2022

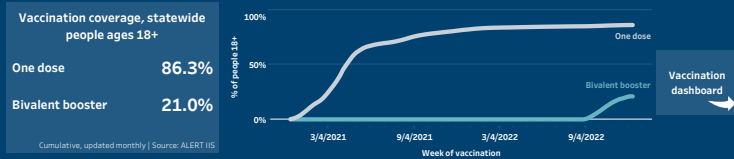
### CASES — Statewide



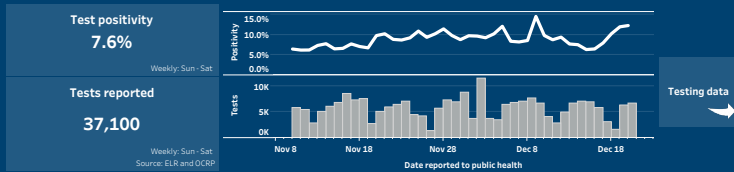
### HEALTH CARE — Statewide



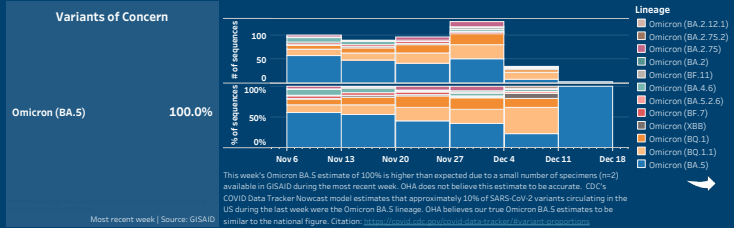
### VACCINATION — Statewide



### TESTING — Statewide



### SEQUENCING — Statewide



Data are provisional and subject to change.

Opera is Oregon's COVID-19 disease surveillance system. Total cases include both presumptive and confirmed cases. Presumptive cases are people without a positive diagnostic test who have COVID-19-like symptoms and had close contact with a laboratory confirmed case.

Oregon's Hospital Capacity Web System (HOSCAP) data are from the most recent report from the hospitals, as of 9:00am. Every hospital in Oregon is asked to submit data twice daily.

Oregon ESSENCE, Electronic Surveillance System for the Early Notification of Community-based Epidemics, allows for public health to monitor what is happening in emergency departments across the state. Oregon ESSENCE receives daily reports of emergency department visits from all 60 non-federal hospitals in Oregon.

Vaccination data are from the Oregon ALERT Immunization Information System (IIS). COVID-19 vaccination providers must report administration data to ALERT IIS no later than 72 hours after administration.

Testing data are from electronic laboratory reports (ELR) and the Oregon COVID-19 Reporting Portal (OCRP). Tests are counted by the data received by public health. Counts reflect individual tests and not individual persons tested. Non-antibody and non-*infectious* only COVID results are deduplicated based on medical record number (MRN), accession number, facility and result daily.

Variant data are from the open-source sequencing data platform GISAID and are updated weekly on Wednesdays. There is a lag of approximately two weeks between when a sample is collected, sequenced and then reported by GISAID; this chart reflects that time-lag.

## Oregon's COVID-19 Weekly Update 12/21/2022

County	COVID-19 cases			Deaths with COVID-19		COVID-19 tests		
	New cases (Weekly, Sun-Sat)	Rate per 100K (Weekly, Sun-Sat)	Total cases	Newly identified (Weekly, Wed-Tues)	Total Deaths	Test Positivity (Weekly, Sun-Sat)		
Baker	8	47.5	3,763	Baker	0	63	Baker	3.9%
Benton	77	81.9	21,413	Benton	0	89	Benton	9.2%
Clackamas	332	78.1	82,162	Clackamas	0	769	Clackamas	10.6%
Clatsop	15	36.2	6,087	Clatsop	0	61	Clatsop	8.2%
Columbia	26	49.0	9,958	Columbia	0	114	Columbia	7.9%
Coos	86	132.0	14,482	Coos	0	186	Coos	9.6%
Crook	20	78.5	7,726	Crook	0	95	Crook	3.6%
Curry	5	21.1	4,472	Curry	0	67	Curry	4.4%
Deschutes	147	72.3	60,293	Deschutes	0	372	Deschutes	8.4%
Douglas	60	53.7	25,441	Douglas	6	451	Douglas	7.5%
Gilliam	2	98.1	317	Gilliam	0	6	Gilliam	37.5%
Grant	7	96.9	2,204	Grant	0	26	Grant	1.3%
Harney	4	53.1	1,938	Harney	0	41	Harney	6.3%
Hood River	11	46.1	4,544	Hood River	0	48	Hood River	3.9%
Jackson	175	78.2	53,268	Jackson	0	608	Jackson	9.2%
Jefferson	40	160.7	8,881	Jefferson	0	103	Jefferson	9.2%
Josephine	93	104.8	20,437	Josephine	0	390	Josephine	8.3%
Klamath	46	65.9	17,463	Klamath	0	252	Klamath	7.3%
Lake	4	48.9	1,642	Lake	0	32	Lake	8.3%
Lane	423	110.6	76,860	Lane	0	679	Lane	6.5%
Lincoln	52	102.2	8,981	Lincoln	0	109	Lincoln	5.8%
Linn	155	118.8	32,472	Linn	0	315	Linn	9.7%
Malheur	28	87.5	9,448	Malheur	0	124	Malheur	7.1%
Marion	243	70.0	85,718	Marion	3	815	Marion	7.1%
Morrow	5	39.6	3,312	Morrow	0	37	Morrow	6.3%
Multnomah	628	76.5	166,857	Multnomah	2	1,426	Multnomah	6.8%
Polk	84	94.5	19,906	Polk	0	160	Polk	9.2%
Sherman	1	52.4	383	Sherman	0	6	Sherman	10.0%
Tillamook	13	47.1	4,877	Tillamook	0	75	Tillamook	23.0%
Umatilla	62	77.0	25,846	Umatilla	0	248	Umatilla	5.0%
Union	13	49.4	5,755	Union	0	94	Union	4.8%
Wallowa	5	67.3	1,542	Wallowa	0	23	Wallowa	1.4%
Wasco	19	71.5	6,572	Wasco	0	74	Wasco	4.7%
Washington	425	70.2	119,242	Washington	0	737	Washington	8.0%
Wheeler	5	243.4	301	Wheeler	0	3	Wheeler	25.0%
Yamhill	79	73.0	22,154	Yamhill	2	250	Yamhill	6.6%

Data are provisional and subject to change.

Oregon's COVID-19 disease surveillance system (Opeas). Total cases include both presumptive and confirmed cases. Presumptive cases are people without a positive diagnostic test who have COVID-19-like symptoms and had close contact with a laboratory confirmed case.

Testing data are from electronic laboratory reports (ELR) and the Oregon COVID-19 Reporting Portal (OCR). Tests are counted by the data received by public health. Counts reflect individual tests and not individual persons tested. Non-antibody and non-irfio only COVID results are deduplicated based on medical record number (MRN), accession number, facility and result daily.