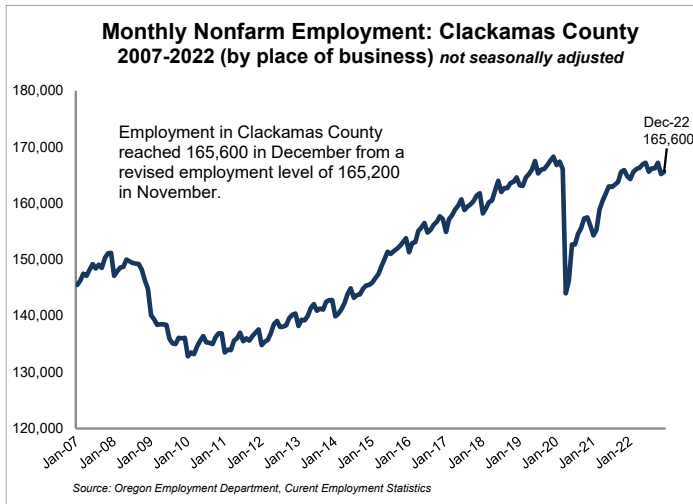


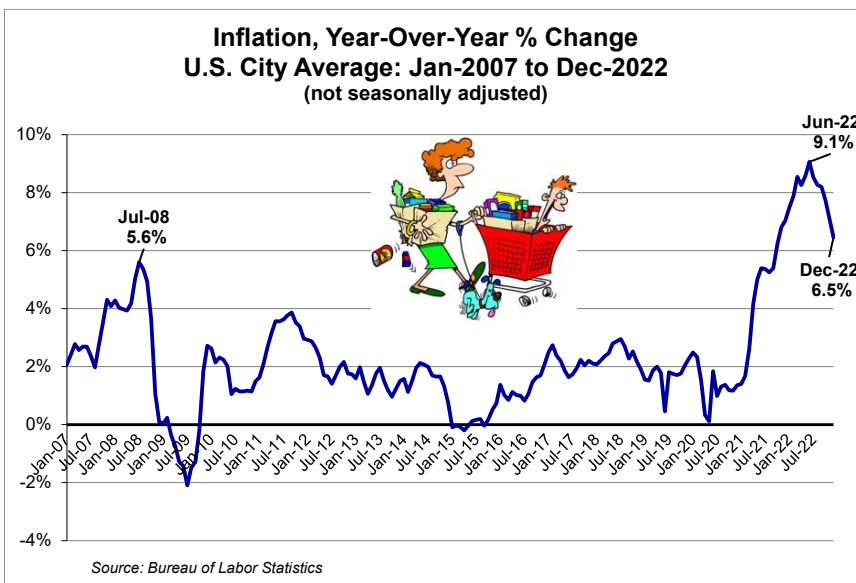
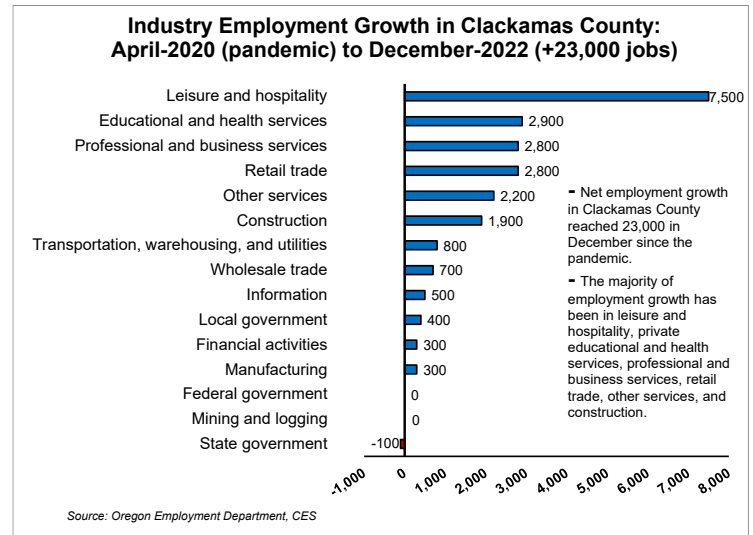
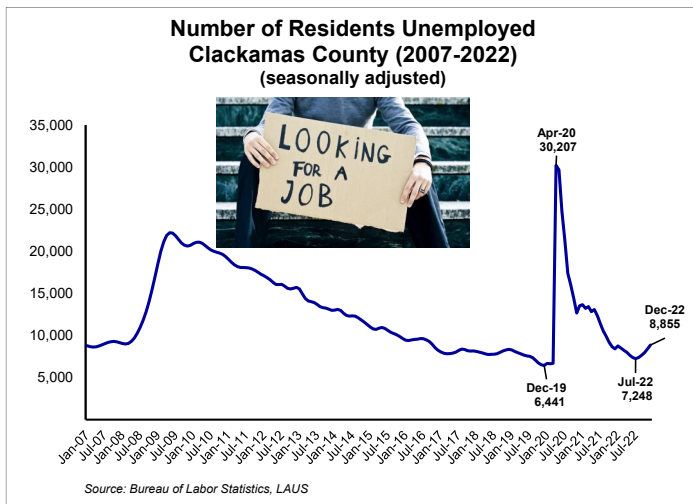
# Clackamas County

## ECONOMIC INDICATORS

January 2023 (December data)



- Total nonfarm employment reached 165,600 in December which was 400 more jobs than the previous month and 800 more than a year ago.
- The unemployment rate (*seasonally adjusted*) reached 3.8% in December from 4.0% a year ago. There were 8,855 unemployed residents in Clackamas County in December which was 438 less than a year ago.
- Since the pandemic, the county has now added back 23,000 jobs with the highest job growth in leisure and hospitality (7,500).



### Change in year-over-year inflation has been falling since June.

- The year-over-year U.S. City Average change in the inflation rate has fallen by 2.6 percentage points since June 2022.
- According to the Bureau of Labor Statistics (BLS), December's consumer prices saw their largest decline since early in the pandemic.
- The biggest reason for the drop in inflation has been the sharp drop in gasoline prices according the BLS. Regular unleaded gasoline is now at an average of \$3.758 per gallon compared to a record high of \$5.548.