

Continued Claimant Characteristics - Monthly Dashboard

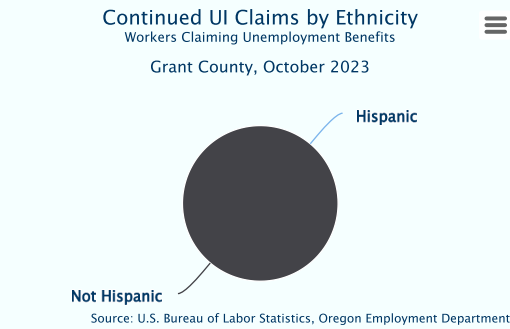
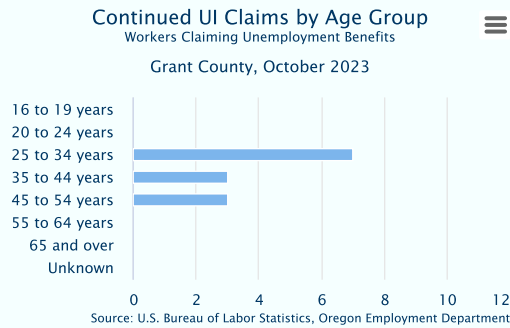
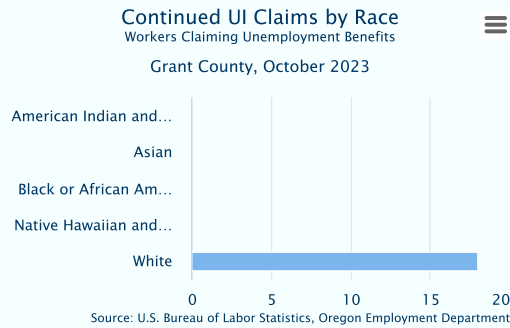
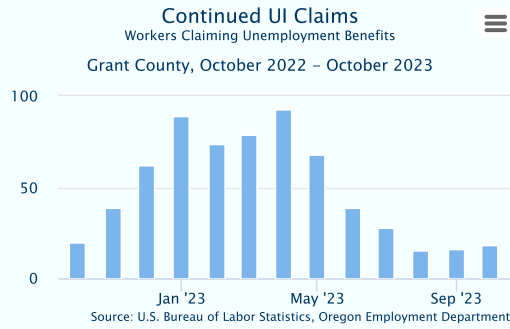
Continued claims reflect the current number of insured unemployed workers filing for regular Unemployment Insurance (UI) benefits.

Areas

Grant County

Months

October 2023



Continued UI Claims by Gender

Workers Claiming Unemployment Benefits

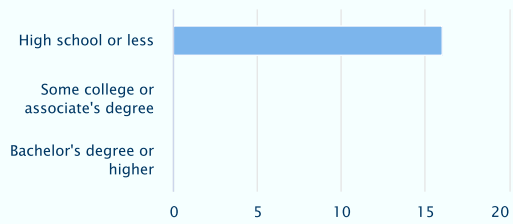
Grant County, October 2023



Continued UI Claims by Education Level

Workers Claiming Unemployment Benefits

Grant County, October 2023

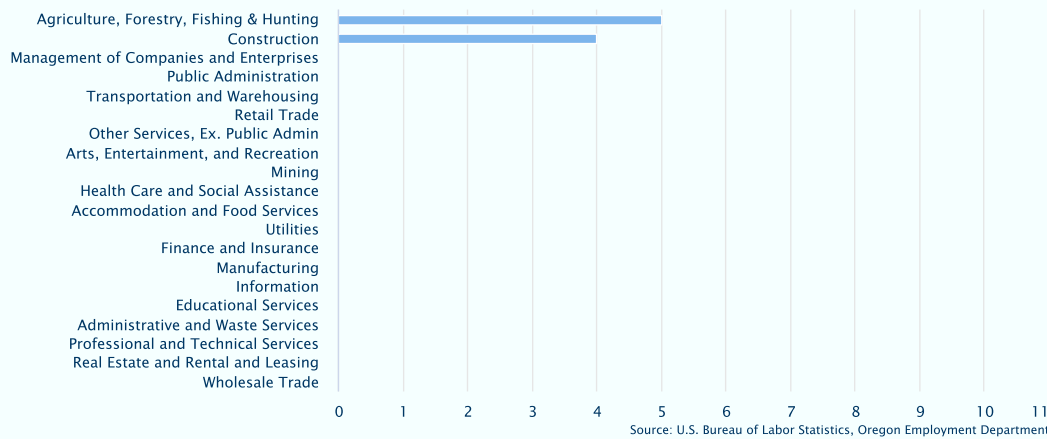


Source: U.S. Bureau of Labor Statistics, Oregon Employment Department

Continued UI Claims by Industry

Workers Claiming Unemployment Benefits

Grant County, October 2023

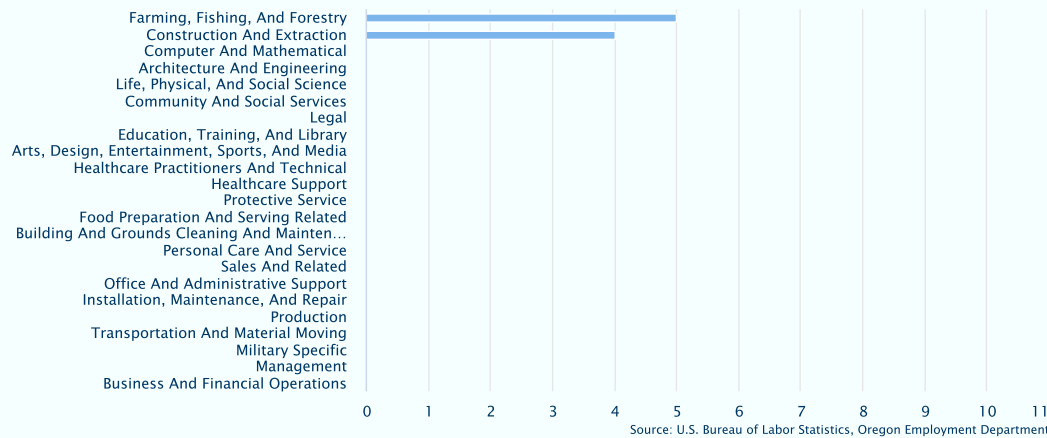


Source: U.S. Bureau of Labor Statistics, Oregon Employment Department

Continued UI Claims by Occupation

Workers Claiming Unemployment Benefits

Grant County, October 2023



Source: U.S. Bureau of Labor Statistics, Oregon Employment Department

The Oregon Employment Department's [Unemployment Insurance website](#) has information about filing for benefits.

[QualityInfo](#)

[Data](#)

[Publications](#)

[Press Release](#)

[Workforce & Economic Research](#)

[About Us](#)

[Contact Us](#)

[Order Publications](#)

[Follow Us](#)

[Twitter](#)

[Subscribe](#)

To sign up for email notifications please enter your email address.

Subscribe

[OREGON EMPLOYMENT DEPARTMENT](#)

[WorkSource Oregon](#) | [Oregon.gov](#) | [Terms & Conditions](#) | [Accessibility](#) | [Glossary](#) | [Sign In](#)