

## Continued Claimant Characteristics - Monthly Dashboard

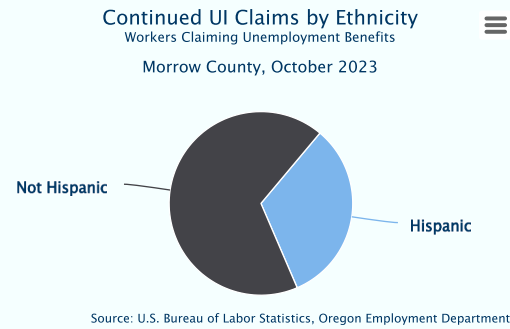
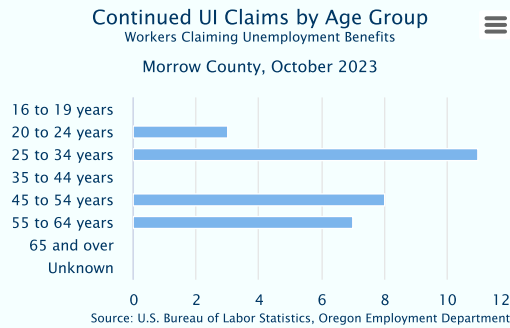
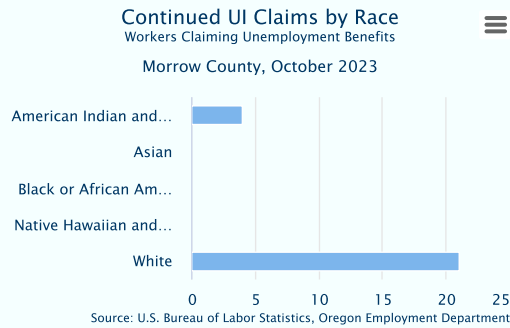
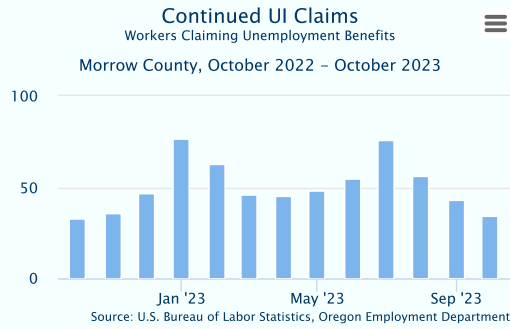
Continued claims reflect the current number of insured unemployed workers filing for regular Unemployment Insurance (UI) benefits.

Areas

Morrow County

Months

October 2023



### Continued UI Claims by Gender

Workers Claiming Unemployment Benefits

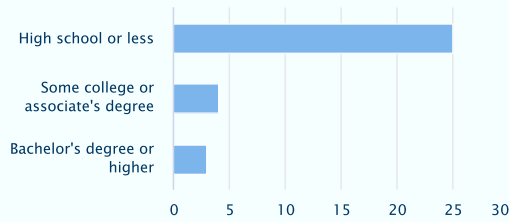
Morrow County, October 2023



### Continued UI Claims by Education Level

Workers Claiming Unemployment Benefits

Morrow County, October 2023

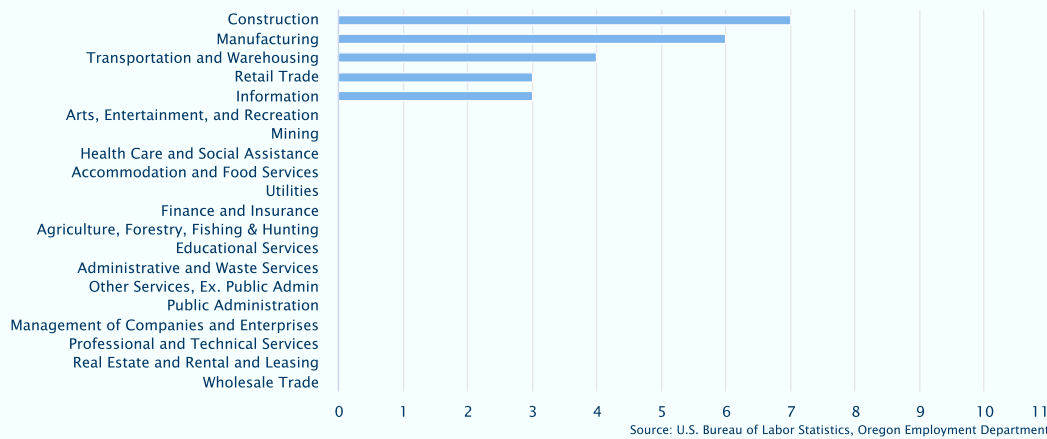


Source: U.S. Bureau of Labor Statistics, Oregon Employment Department

### Continued UI Claims by Industry

Workers Claiming Unemployment Benefits

Morrow County, October 2023

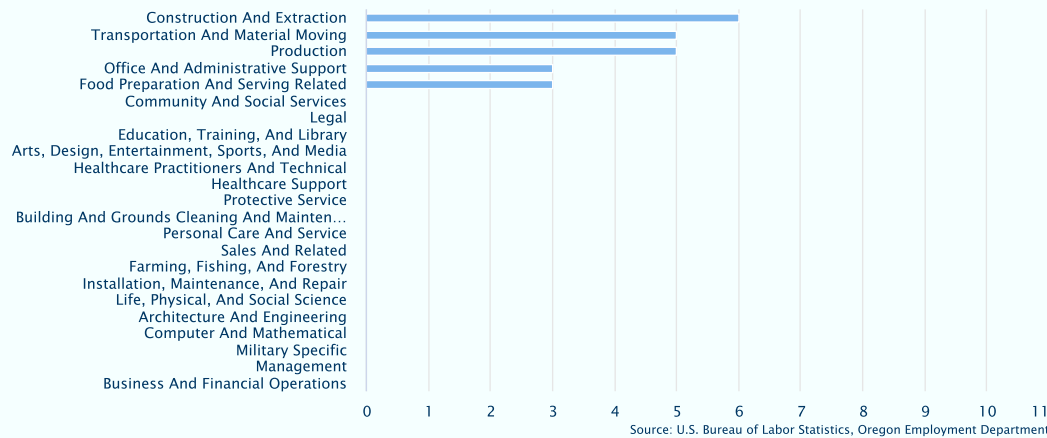


Source: U.S. Bureau of Labor Statistics, Oregon Employment Department

### Continued UI Claims by Occupation

Workers Claiming Unemployment Benefits

Morrow County, October 2023



Source: U.S. Bureau of Labor Statistics, Oregon Employment Department

The Oregon Employment Department's [Unemployment Insurance website](#) has information about filing for benefits.

[QualityInfo](#)

[Data](#)

[Publications](#)

[Press Release](#)

[Workforce & Economic Research](#)

[About Us](#)

[Contact Us](#)

[Order Publications](#)

**[Follow Us](#)**

[Twitter](#)

**[Subscribe](#)**

To sign up for email notifications please enter your email address.

Subscribe

**[OREGON EMPLOYMENT DEPARTMENT](#)**

[WorkSource Oregon](#) | [Oregon.gov](#) | [Terms & Conditions](#) | [Accessibility](#) | [Glossary](#) | [Sign In](#)