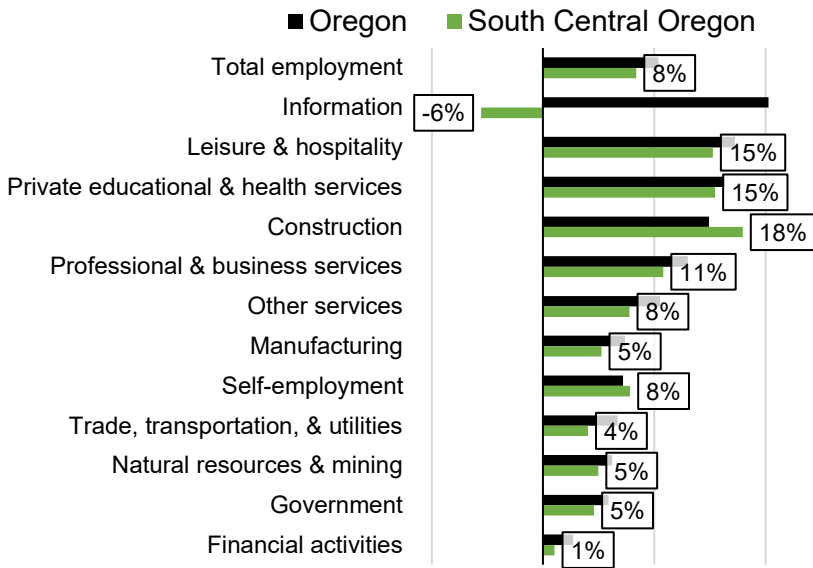


Special Topic: 10-Year Employment Projections

Industry Employment Projections 2022-2032



The Employment Department just released its newest 10-year job projections for Oregon and its regions. For a statewide look at highlights, see [this article on 10-year job projections](#) from Projections Economist Sarah Cunningham or [dig into the local data](#) for yourself.

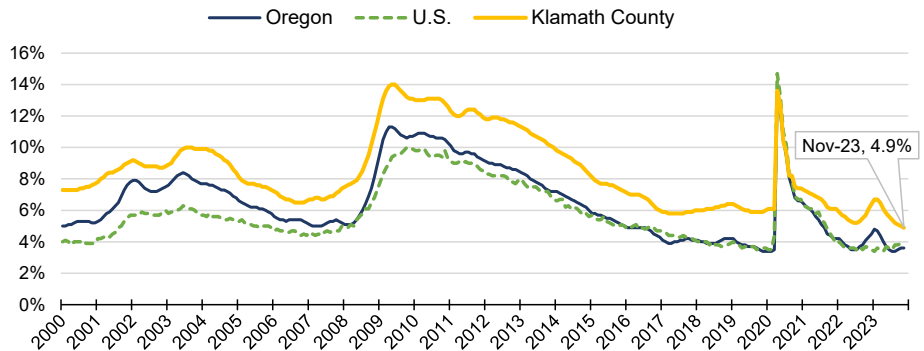
Industry growth in South Central Oregon is projected to be a bit slower than statewide. Most industries track with the state rate, with the exception of information, the only industry projected to decline. Construction and self-employment are slated to grow slightly faster.

Keep in mind that even in slow growth or declining industries there will still be many job openings due to replacement, which make up the vast majority of vacancies in all industries.

Source: Oregon Employment Department, Qualityinfo.org

Unemployment Rate at 4.9%

- Unemployment rate November 2022 was 6.1%
- Unemployment rate continued to fall for the eighth month

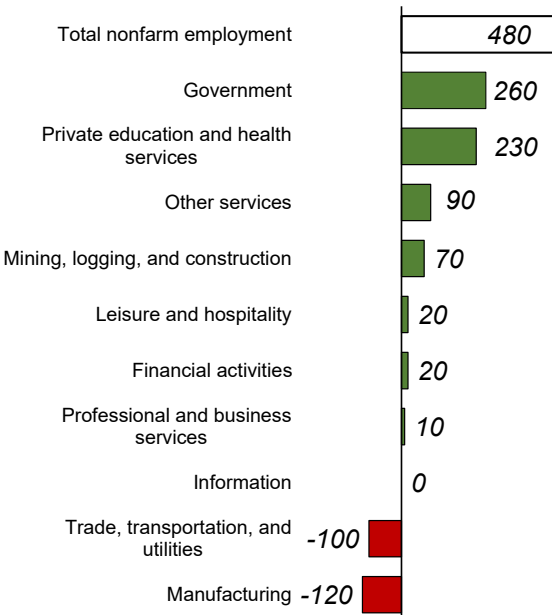


Source: Oregon Employment Department, LAUS

Industry Employment Change: Nov. 2022 to Nov. 2023

Klamath County adds 480 jobs over the year

- Employment up **2.0%** in the past year
- [Detailed November Employment Press Release](#)



Henry Fields—Workforce Analyst for Southern Oregon

Henry.L.Fields@employ.oregon.gov

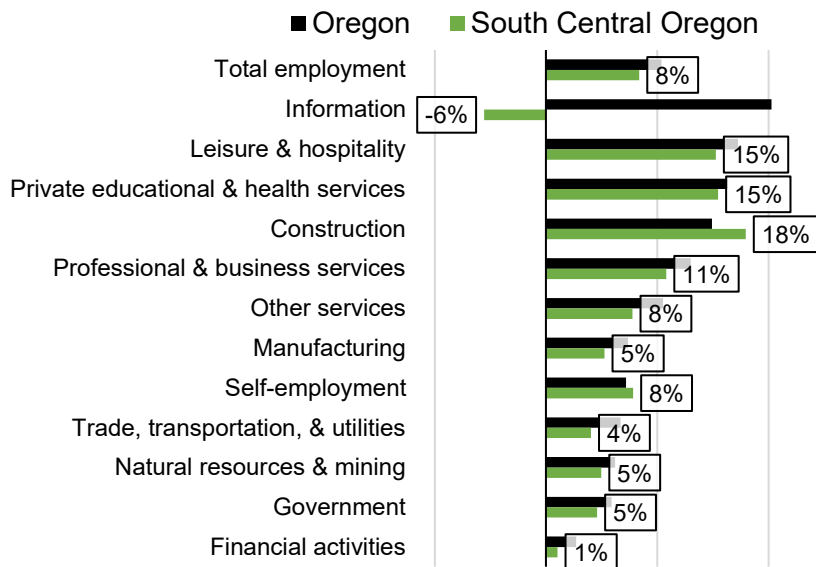
(541) 359 - 9178

QualityInfo.org: Your source for the latest economic data, highlights, and analysis.

Discover everything related to South Central Oregon and Klamath County's labor market: [South Central Oregon](#)

Special Topic: 10-Year Employment Projections

Industry Employment Projections 2022-2032



Source: Oregon Employment Department, Qualityinfo.org

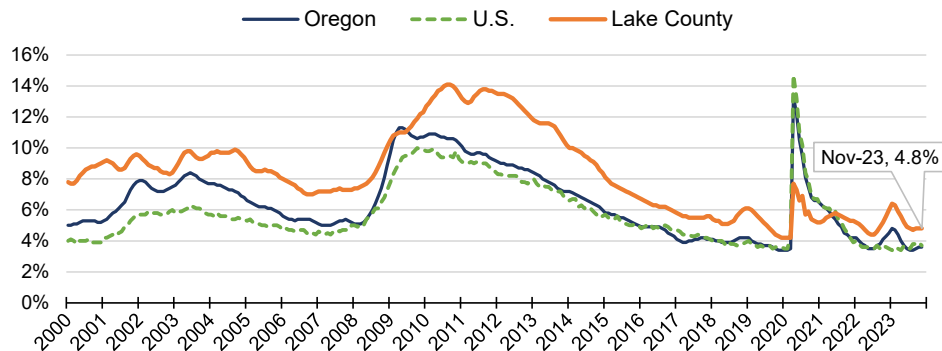
The Employment Department just released its newest 10-year job projections for Oregon and its regions. For a statewide look at highlights, see [this article on 10-year job projections](#) from Projections Economist Sarah Cunningham or [dig into the local data](#) for yourself.

Industry growth in South Central Oregon is projected to be a bit slower than statewide. Most industries track with the state rate, with the exception of information, the only industry projected to decline. Construction and self-employment are slated to grow slightly faster.

Keep in mind that even in slow growth or declining industries there will still be many job openings due to replacement, which make up the vast majority of vacancies in all industries.

Unemployment Rate at 4.8%

- Unemployment rate was 5.6% in November 2022
- Unemployment rate remained little changed over-the-month

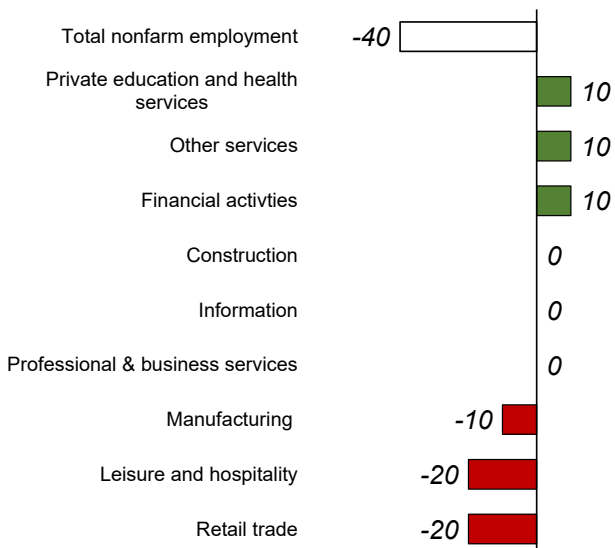


Source: Oregon Employment Department, LAUS

Industry Employment Change: Nov. 2022 to Nov. 2023

Lake County employment levels down **40 jobs** over-the-year

[Detailed November Employment Press Release](#)



Source: Oregon Employment Department, CES

Henry Fields—Workforce Analyst for Southern Oregon

Henry.L.Fields@employ.oregon.gov

(541) 359 - 9178

[QualityInfo.org](#): Your source for the latest economic data, highlights, and analysis.

Discover everything related to South Central Oregon and Lake County's labor market: [South Central Oregon](#)