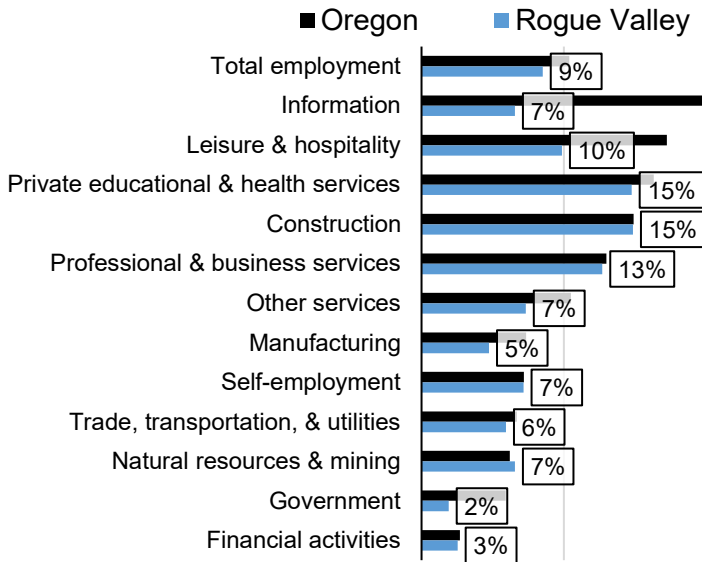


Special Topic: 10-Year Employment Projections

Industry Employment Projections 2022-2032



Source: Oregon Employment Department, Qualityinfo.org

The Employment Department just released its newest 10-year job projections for Oregon and its regions. For a statewide look at highlights, see [this article on 10-year job projections](#) from Projections Economist Sarah Cunningham or [dig into the local data](#) for yourself.

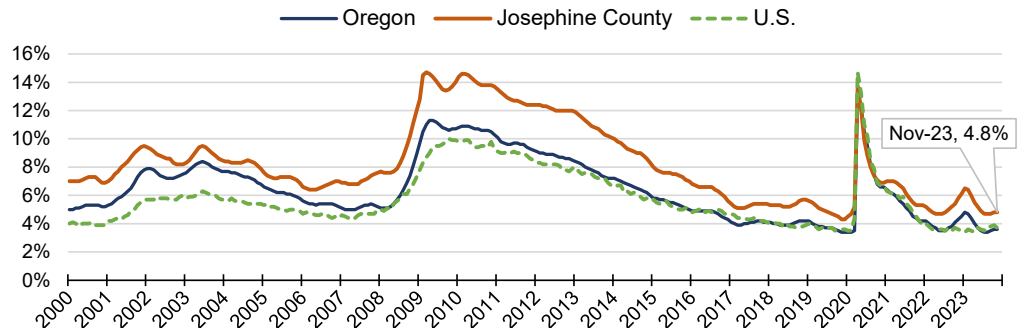
Industry growth in the Rogue Valley is projected to be a bit slower than statewide. This is primarily due to four industries—information, leisure and hospitality, government and manufacturing—that are projected to grow more slowly than the state. Construction, health care, and professional services lead growth.

Keep in mind that even in slow growth or declining industries there will still be many job openings due to replacement, which make up the vast majority of vacancies in all industries.

Unemployment Rate at 4.8%

- Unemployment rate November 2022 was 5.8%
- Unemployment rate remained little changed over-the-month

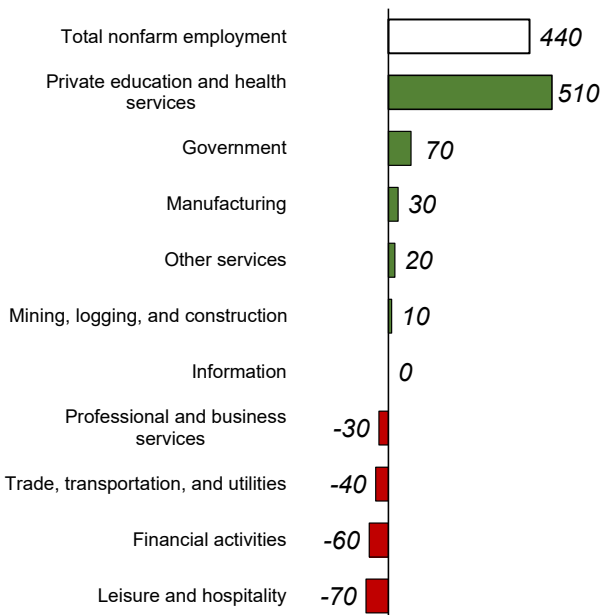
[More info on unemployment](#)



Source: Oregon Employment Department, LAUS

Industry Employment Change: Nov. 2022 to Nov. 2023
 Josephine County adds **440 jobs** over the year

- Payroll employment up **1.6%** over the year
- [Detailed November Employment Press Release](#)



Source: Oregon Employment Department, CES

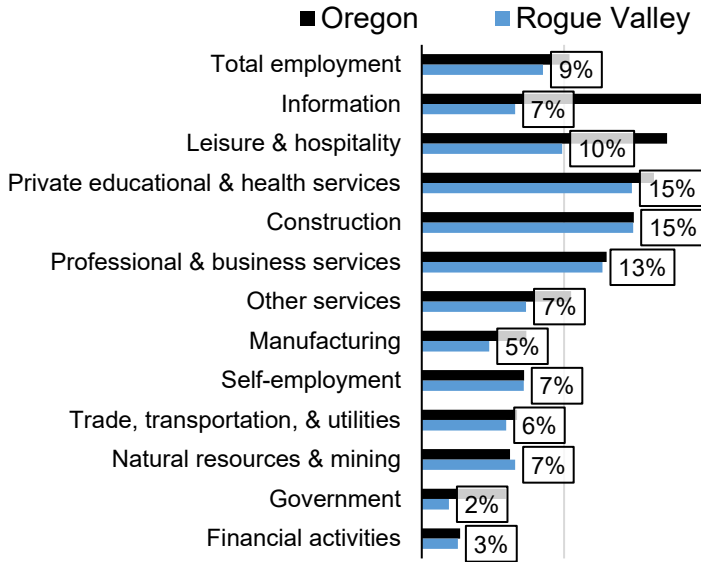
Henry Fields—Workforce Analyst for Southern Oregon
Henry.L.Fields@employ.oregon.gov
 (541) 359 - 9178

QualityInfo.org: Your source for the latest economic data, highlights, and analysis.

Discover local new business openings, closures, and hiring events: [Business highlights](#)

Special Topic: 10-Year Employment Projections

Industry Employment Projections 2022-2032



Source: Oregon Employment Department, Qualityinfo.org

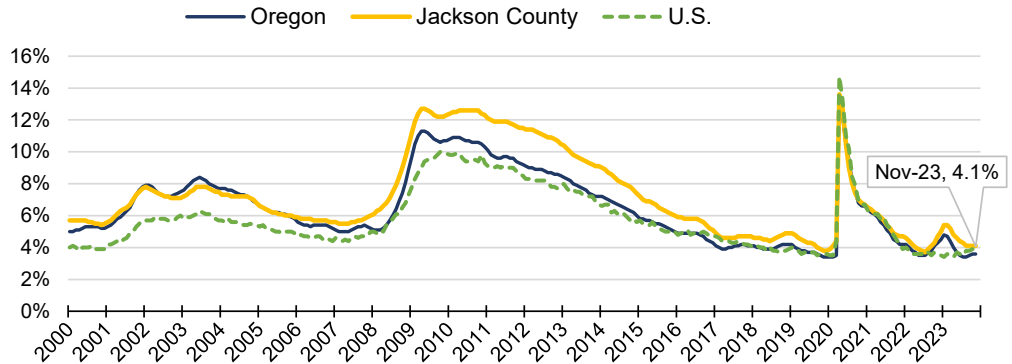
The Employment Department just released its newest 10-year job projections for Oregon and its regions. For a statewide look at highlights, see [this article on 10-year job projections](#) from Projections Economist Sarah Cunningham or [dig into the local data](#) for yourself.

Industry growth in the Rogue Valley is projected to be a bit slower than statewide. This is primarily due to four industries—information, leisure and hospitality, government and manufacturing—that are projected to grow more slowly than the state. Construction, health care, and professional services lead growth.

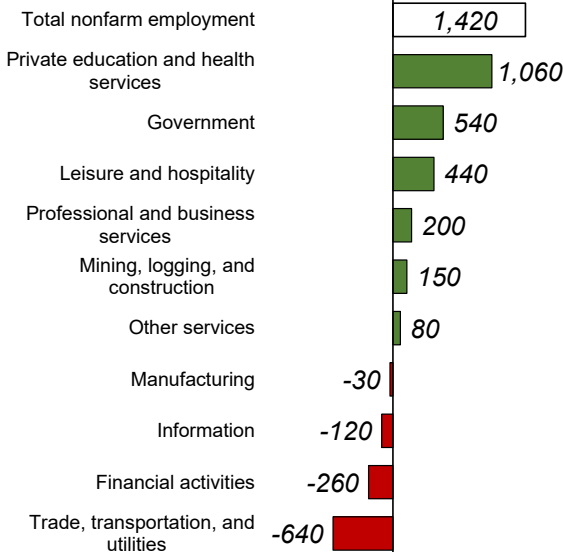
Keep in mind that even in slow growth or declining industries there will still be many job openings due to replacement, which make up the vast majority of vacancies in all industries.

Unemployment Rate at 4.1%

- Jackson County continues to have the lowest unemployment rate in Southern Oregon
- Unemployment rate in November 2022 was 4.7%



Source: Oregon Employment Department, LAUS



Source: Oregon Employment Department, CES

Industry Employment Change: Nov. 2022 to Nov. 2023 Jackson County adds 1,420 jobs over the year

- Payroll employment up **1.6%** over the year
- [Detailed November Employment Press Release](#)

Henry Fields—Workforce Analyst for Southern Oregon
Henry.L.Fields@employ.oregon.gov
 (541) 359 - 9178

QualityInfo.org: Your source for the latest local economic data, highlights, and analysis.

Discover local new business openings, closures, and hiring events: [Business highlights](#)