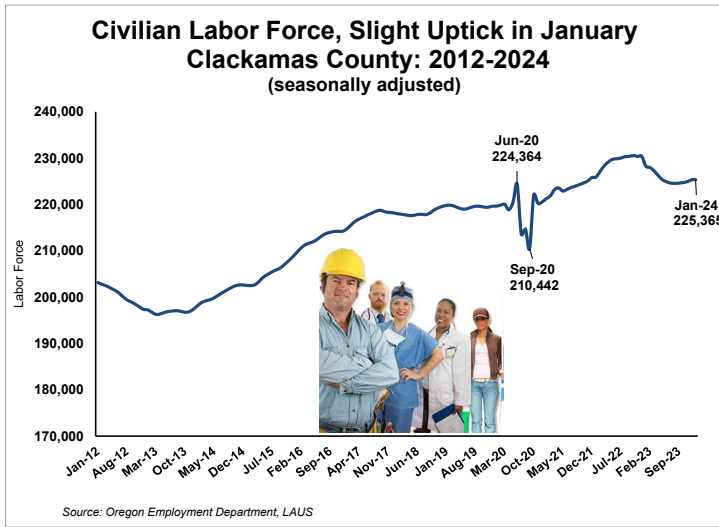


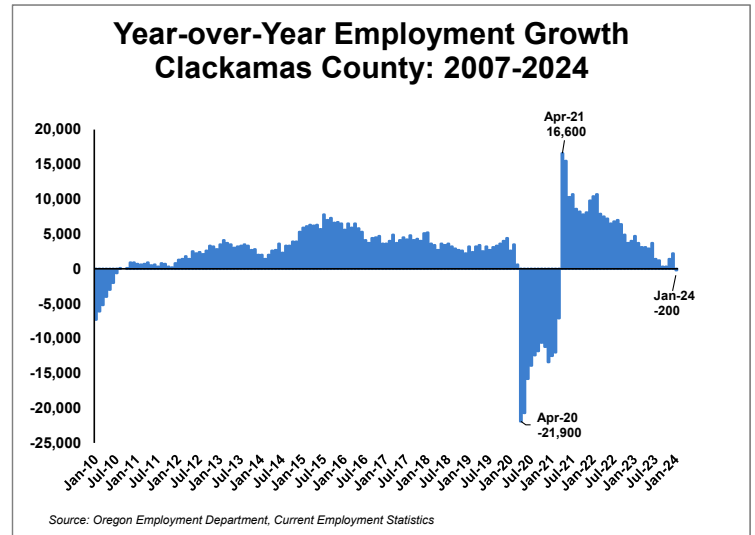
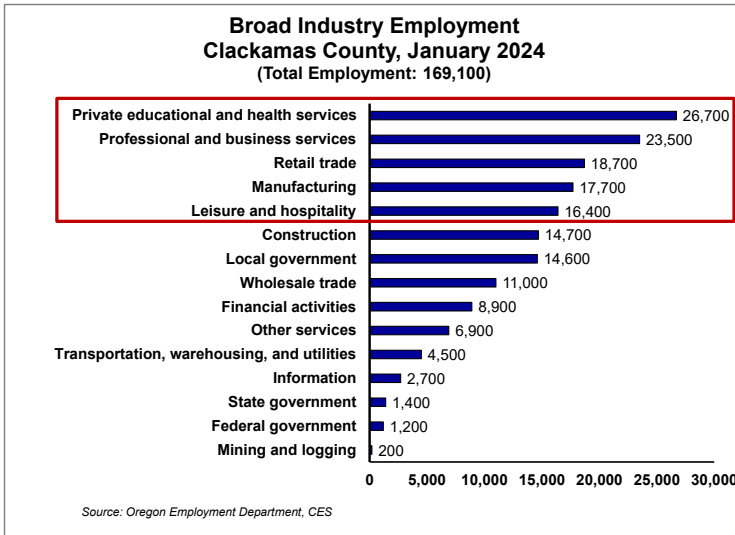
# Clackamas County

## ECONOMIC INDICATORS

### February 2024 (January data)



- The number of residents in the labor force in Clackamas County rose slightly to 225,365 in January from 225,315 the previous month.
- Industry employment reached 169,100 in January which was -3,400 less than in December. Five broad industries made up 61% of jobs which included health services; professional & business services; retail trade; manufacturing; and leisure & hospitality.
- Year-over-year employment growth in Clackamas County turned slightly negative in January at -200 for the first time since March 2021 when it was -7,100.



**Graph of the Month:** Incorporated cities in Clackamas County have seen healthy net job gains since the pandemic recession in Spring 2020.

- From the pandemic job losses in early spring of 2020 to January 2024, the resident employment growth rate in Clackamas County's major cities has ranged from 15% to 28%. The highest growth was seen in Estacada (28.2%) and Happy Valley (21.0%).
- The cities that added the largest number of jobs included Oregon City (2,734), Lake Oswego (2,655), Happy Valley (2,038), and West Linn (1,834).

