


**KLAMATH AND LAKE COUNTY ECONOMIC INDICATORS**

**Total Nonfarm Employment**

Klamath County — 22,960 jobs, up by 780 over the year  
 Lake County — 2,170 jobs, no change over the year

**Unemployment Rates, February 2018**

Klamath County — 6.1%  
 Lake County — 5.5%  
 Oregon — 4.1%  
 U.S. — 4.1%




**Growth Industries, Over The Year**

Klamath — private education & health services; leisure & hospitality; retail trade;

Lake — private education & health services; trade, transportation & utilities;

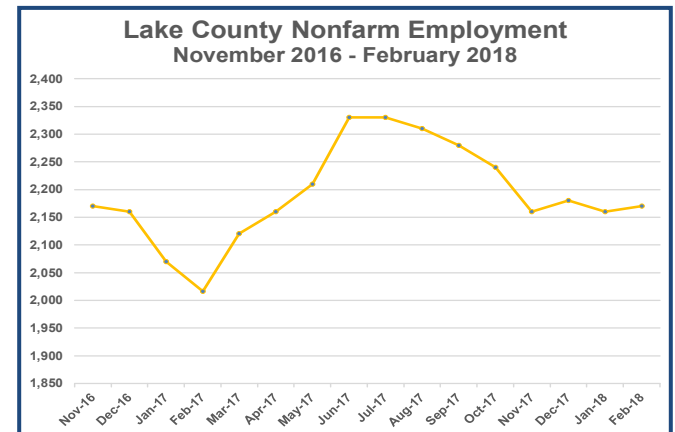
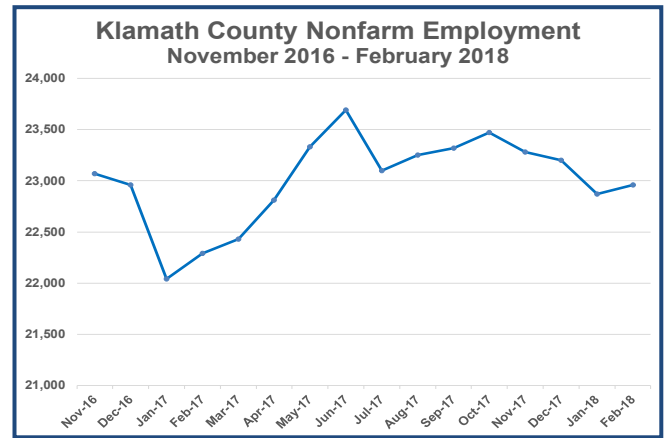
As expected, employment levels in Klamath and Lake counties decreased for the winter season. However,



**Industries Posting Job Losses**

Klamath — state government; manufacturing;

Lake — government; manufacturing;



**For the Latest Info, Click Below:**

- ◆ [Unemployment rates](#)
- ◆ [Klamath County employment](#)
- ◆ [Lake County employment](#)
- ◆ [Latest Oregon labor market news](#)

or go to [QualityInfo.org](http://QualityInfo.org)

Courtesy of the Oregon Employment Department's **Workforce Analyst**  
 Ainoura Oussenbec, 541-414-5325  
[Ainoura.Oussenbec@Oregon.gov](mailto:Ainoura.Oussenbec@Oregon.gov)

**Want to be added to the distribution list?**  
[Questions? Email me!](#)