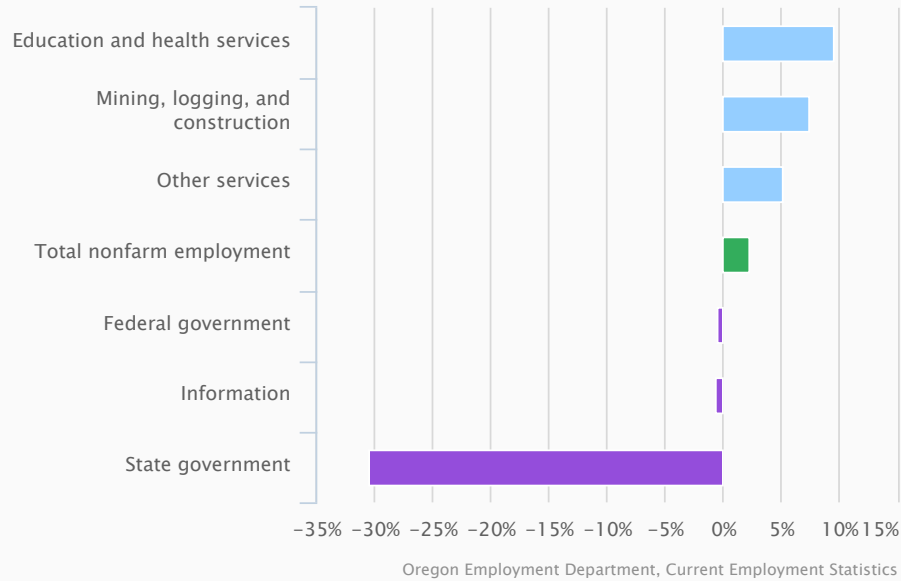


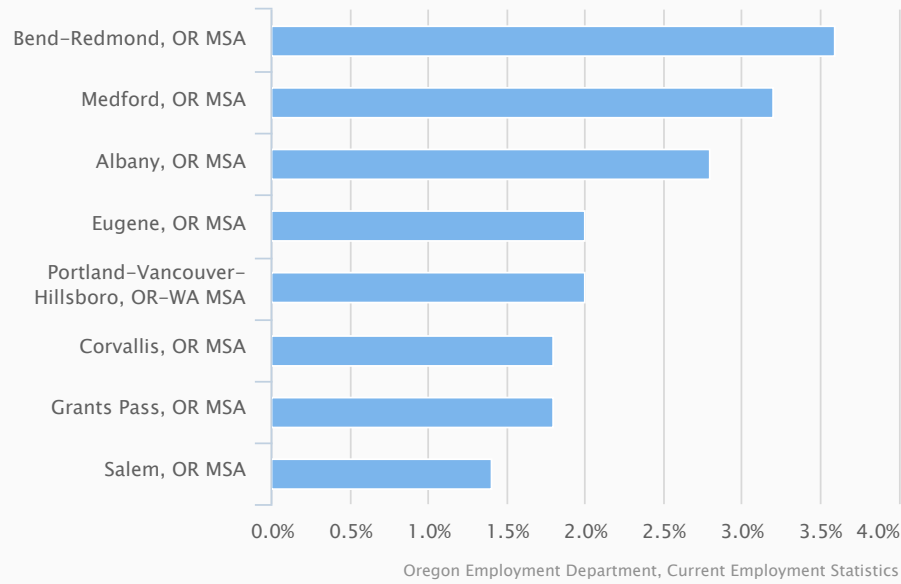
## Fastest and Slowest Growth Industries in Oregon

February 2017 to February 2018, Seasonally Adjusted



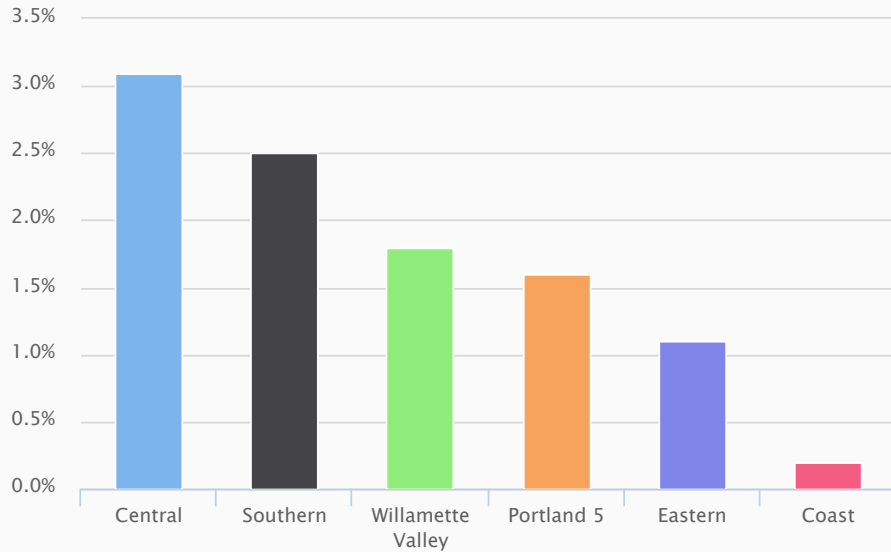
## Employment Growth in Oregon's Metro Areas

February 2017 to February 2018, Seasonally Adjusted



## Over-the-Year Employment Growth by Region ☰

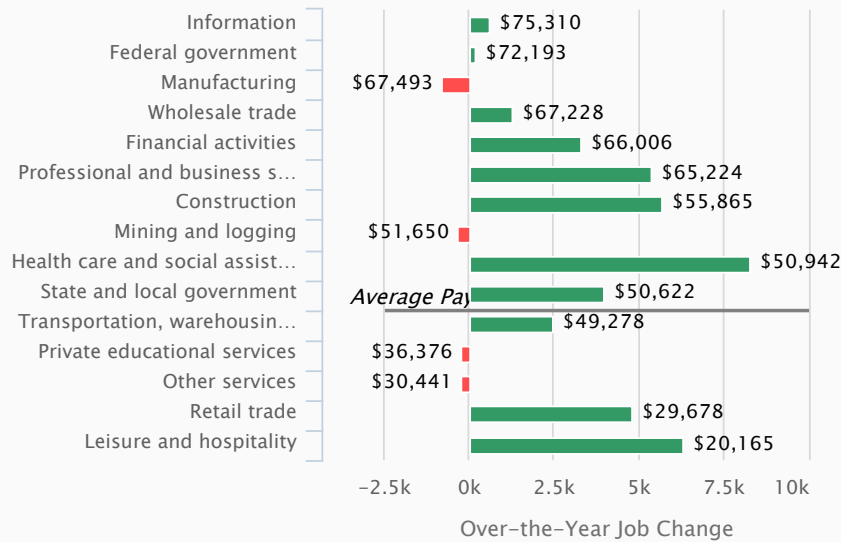
February 2017 to February 2018, Seasonally Adjusted Nonfarm Employment



Oregon Employment Department, Current Employment Statistics

## Oregon Job Growth and Average Pay ☰

February 2017 to February 2018, 2016 Average Pay



Oregon Employment Department, CES and QCEW

### QualityInfo

- Jobs & Careers
- Economic Data
- Business & Industry
- Training & Education
- Local Areas
- Publications
- Performance Measures
- Press Release

### Workforce & Economic Research

- About Us
- Contact Us

### Follow Us

- Blog
- Twitter

### Subscribe

To sign up for email notifications please enter your email address.

**Subscribe**

---

**OREGON EMPLOYMENT DEPARTMENT**

[WorkSource Oregon](#) | [Oregon.gov](#) | [Privacy](#) | [Accessibility](#) | [PRISM](#) | [Glossary](#) | [Sign In](#)