

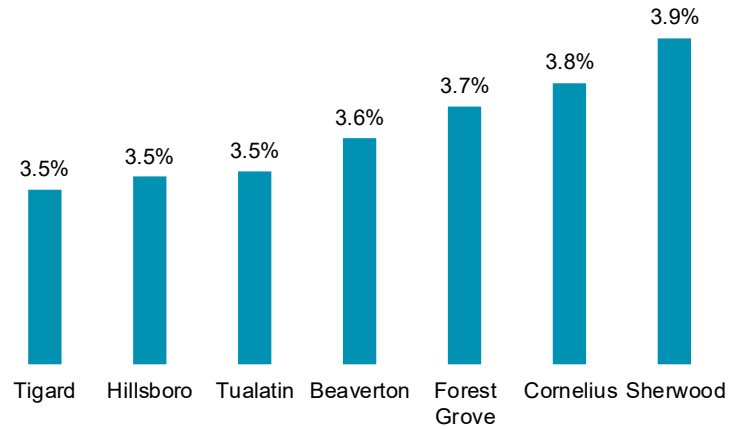
Washington County Economic Indicators April 2018 (March Data)

Washington County's unemployment rate remained at 3.4 percent in March 2018, unchanged from the prior year. Some cities showed no change in unemployment rates over the year (not seasonally adjusted).

The county added 4,900 jobs between March 2017 and March 2018. Transportation and warehousing led industry employment growth, while the information sector continued to decline. A legislatively mandated reclassification of home care workers from state government to private health care influenced growth in education and health services and decline in government employment.

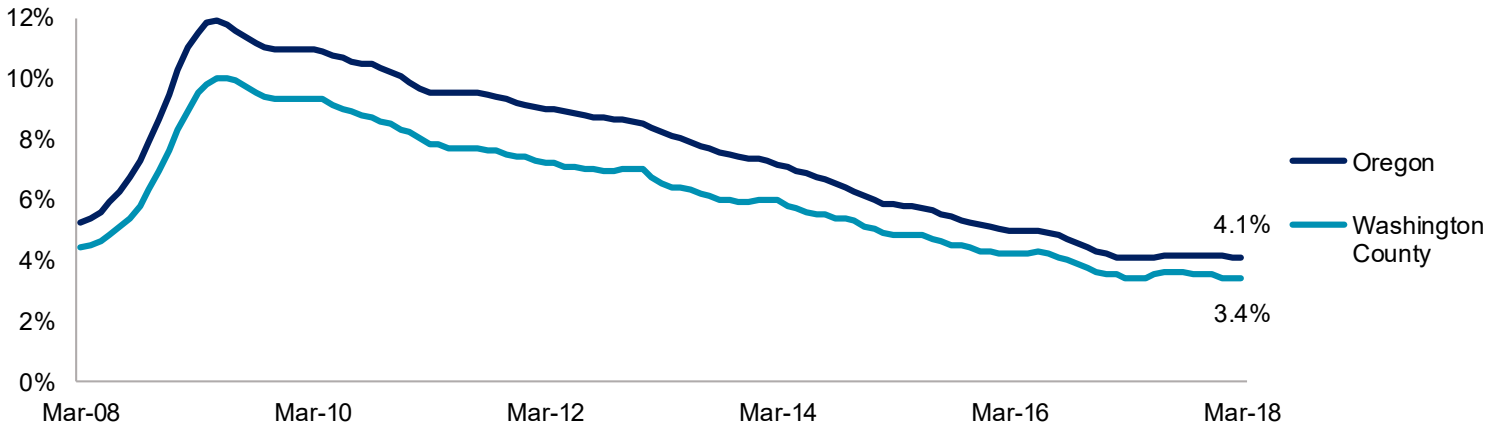
Unemployment Rates in Washington County Cities

March 2018, not seasonally adjusted
Local Area Unemployment Statistics



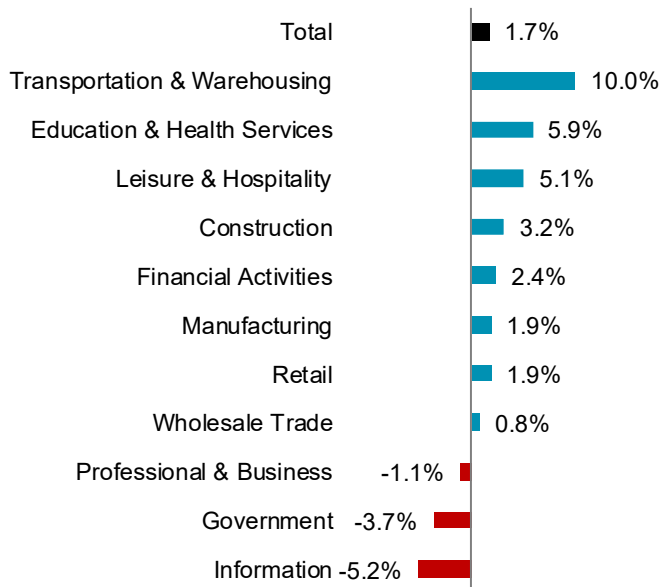
Unemployment Rate

March 2008 to March 2018, seasonally adjusted
Local Area Unemployment Statistics



Transportation and Warehousing Leads Industry Employment Growth

Percentage change, March 2017 to March 2018
Current Employment Estimates



Net Job Growth in Washington County

Net change, March 2017 to March 2018
Current Employment Estimates

