

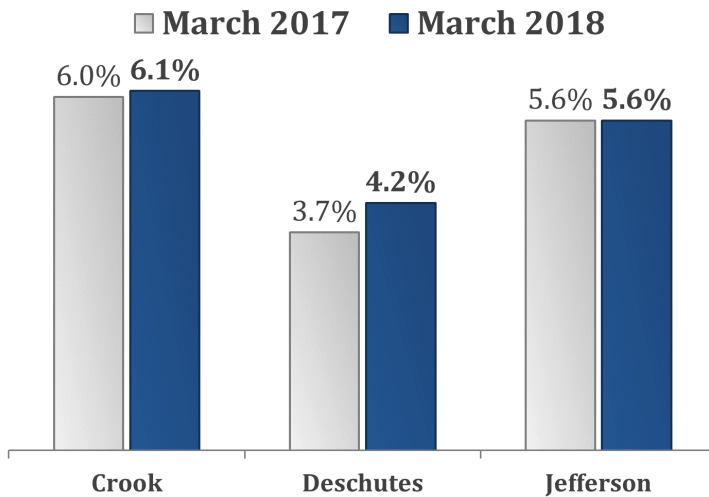


Central Oregon Economic Indicators

(March 2018 data)

April 2018 Edition

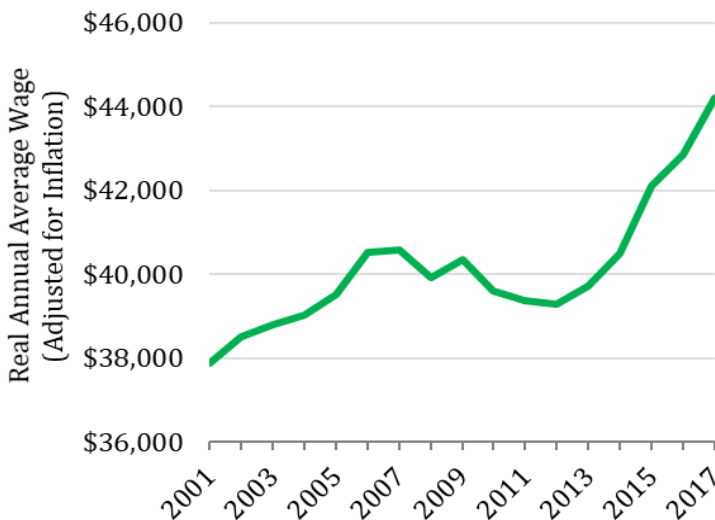
Local Area Unemployment Rates (Seasonally-adjusted)



Graph of the Month

Real Wage Growth in Deschutes County

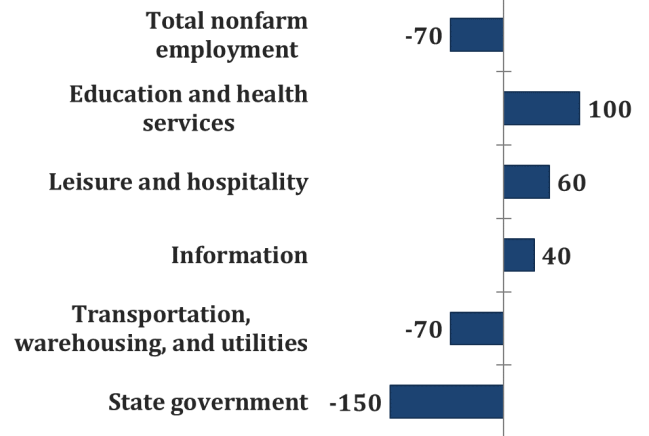
Source: Oregon Employment Department, BLS



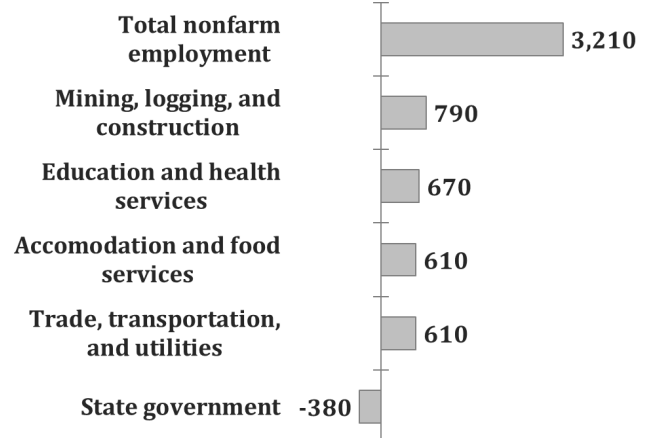
Real wages (those adjusted for inflation) have been steadily increasing since 2013, and surpassed their pre-recession peak of 2004. While some of this growth can be attributed to the industry mix and a greater share of high-paying jobs, this increase is a reflection of the tight labor market we are currently witnessing. Employers are struggling to hire labor, and are increasing their wages offered to attract top talent.

Industry Gains and Losses (Over-the-year net employment change)

Crook County



Deschutes County



Jefferson County

