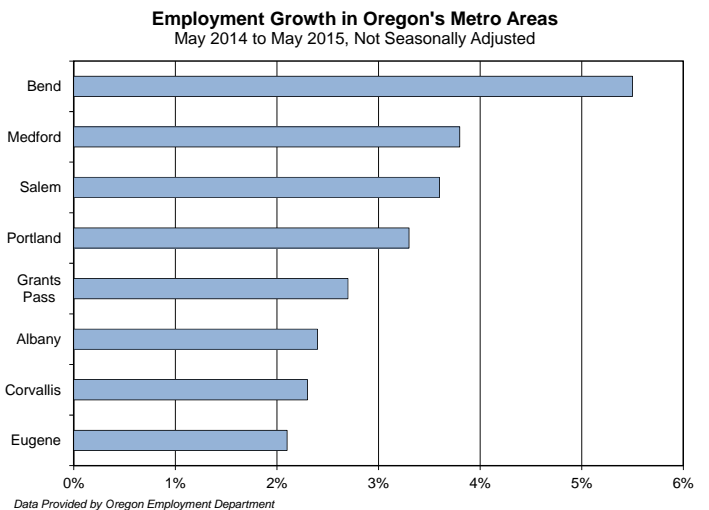
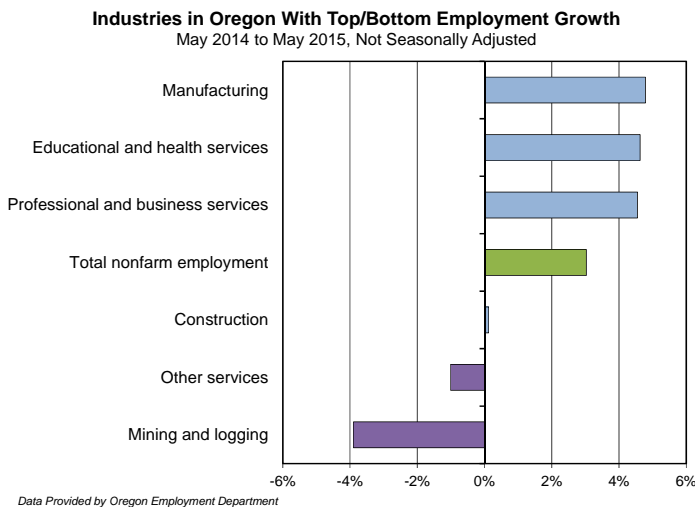
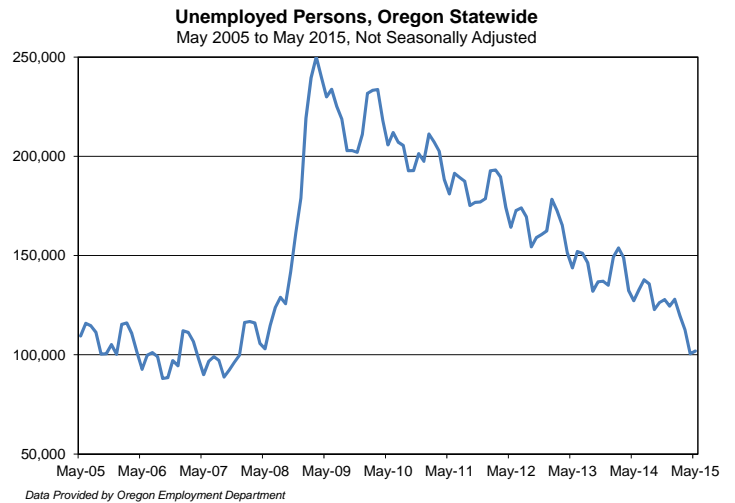
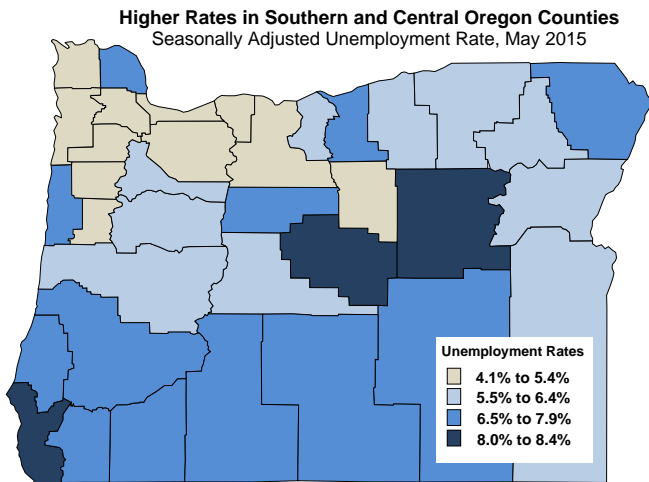


Workforce and Economic Research Fast Facts – June 2015

- Benton County (4.1%) posted the lowest seasonally adjusted county-level unemployment rate in May, while Grant County (8.4%) had the highest rate.
- Oregon had about 25,400 fewer unemployed persons in May 2015 than in May 2014.
- The Bend metropolitan area experienced the fastest year-over-year job growth (5.5%) among Oregon metro areas in May.



Average Covered Pay in Oregon

	2014-2nd Half	2014-1st Half	2013-2nd Half	2013-1st Half
Average Covered Pay Per Worker	\$23,564	\$22,938	\$22,747	\$22,256
Percent Change From Previous Year	3.6%	3.1%	2.7%	0.8%
Portland-Salem Consumer Price Index (1982-84=100.0)	242.679	239.751	237.322	233.735
Percent Change From Previous Year	2.3%	2.6%	2.8%	2.2%