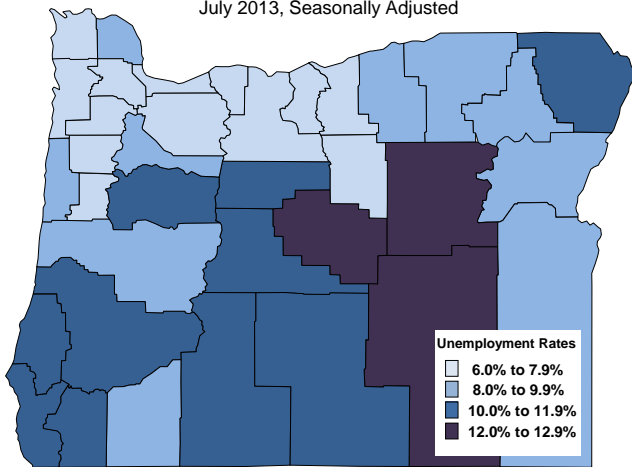


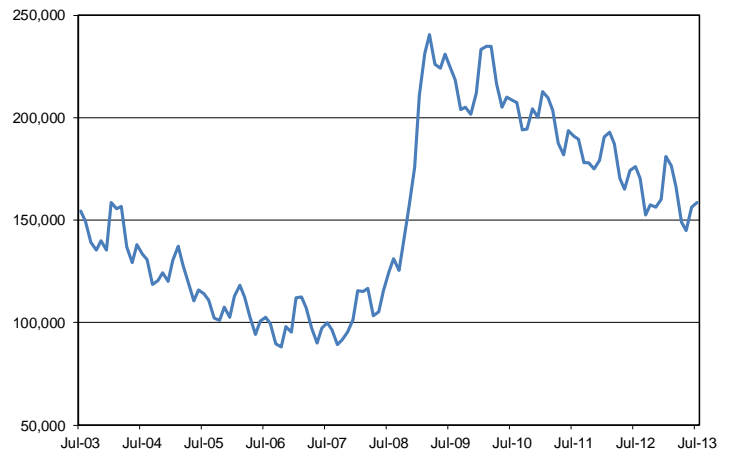
**Workforce and Economic Research Fast Facts – August 2013**

- Benton County (6.0%) continued to have the lowest seasonally adjusted county-level unemployment rate in July, while Harney County (12.9%) posted the highest rate.
- Oregon had 17,652 fewer unemployed persons in July 2013 than in July 2012.
- The Bend metropolitan area experienced the fastest year-over-year job growth of any Oregon metro area in July, with significant gains in mining, logging, and construction and private educational and health services. The Medford and Portland metro areas also outpaced the statewide growth rate of 1.9 percent.

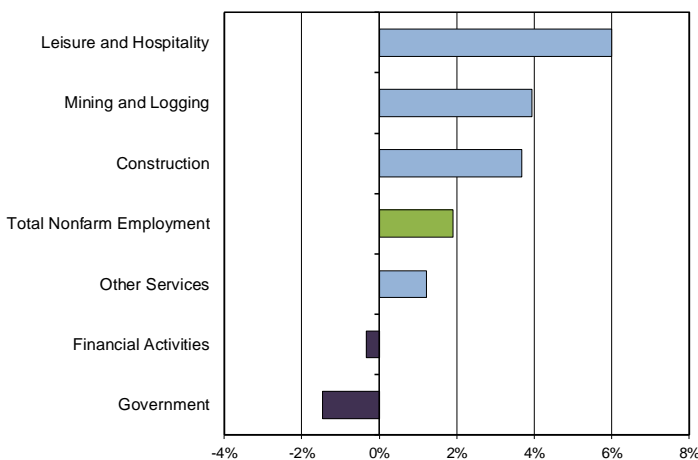
**Higher Unemployment Rates in Southern and Central Oregon**  
 July 2013, Seasonally Adjusted



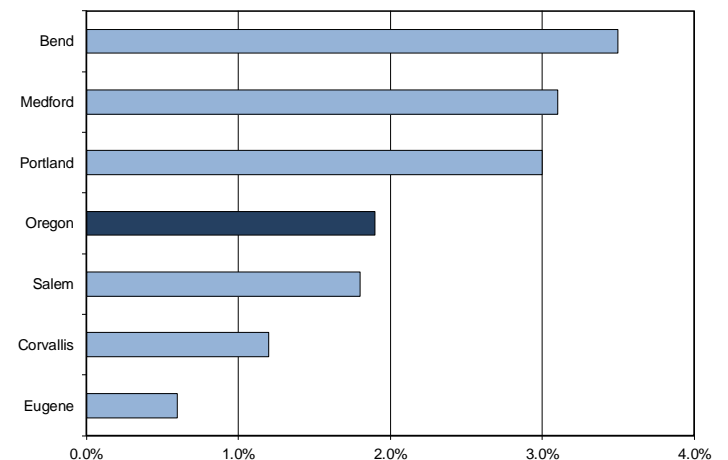
**Unemployed Persons, Oregon Statewide**  
 July 2003 to July 2013, Not Seasonally Adjusted



**Industries in Oregon With Fastest Job Growth or Decline**  
 July 2012 to July 2013, Not Seasonally Adjusted



**Employment Growth in Bend Outpaced Other Metro Areas**  
 July 2012 to July 2013, Not Seasonally Adjusted



**Average Covered Pay in Oregon**

	2012-2nd Half	2012-1st Half	2011-2nd Half	2011-1st Half
<b>Average Covered Pay Per Worker</b>	\$22,168	\$22,104	\$21,891	\$21,180
Percent Change From Previous Year	1.3%	4.4%	2.5%	4.3%
<b>Portland-Salem Consumer Price Index (1982-84=100.0)</b>	230.811	228.746	226.077	223.105
Percent Change From Previous Year	2.1%	2.5%	3.1%	2.6%