

Washington County

Economic Indicators

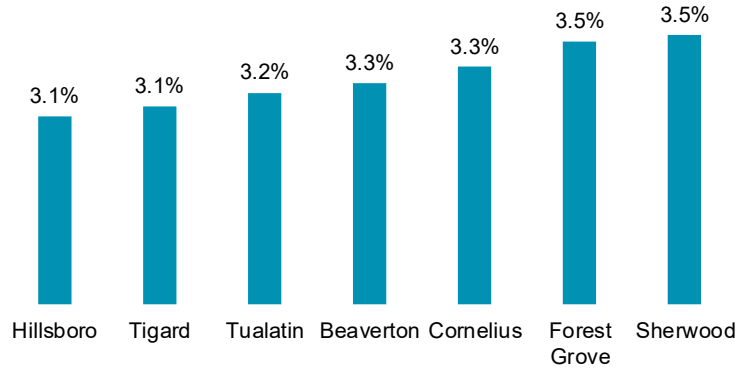
May 2018 (April Data)

Washington County's unemployment rate remained at 3.4 percent in April 2018, unchanged from the prior year. Some cities saw small increases in unemployment rates over the year, but remained under 4 percent (not seasonally adjusted).

The county added 4,200 jobs between April 2017 and April 2018. Transportation and warehousing led industry employment growth, and manufacturing added the most jobs over the year. A legislatively mandated reclassification of home care workers from state government to private health care influenced growth in education and health services and decline in government employment.

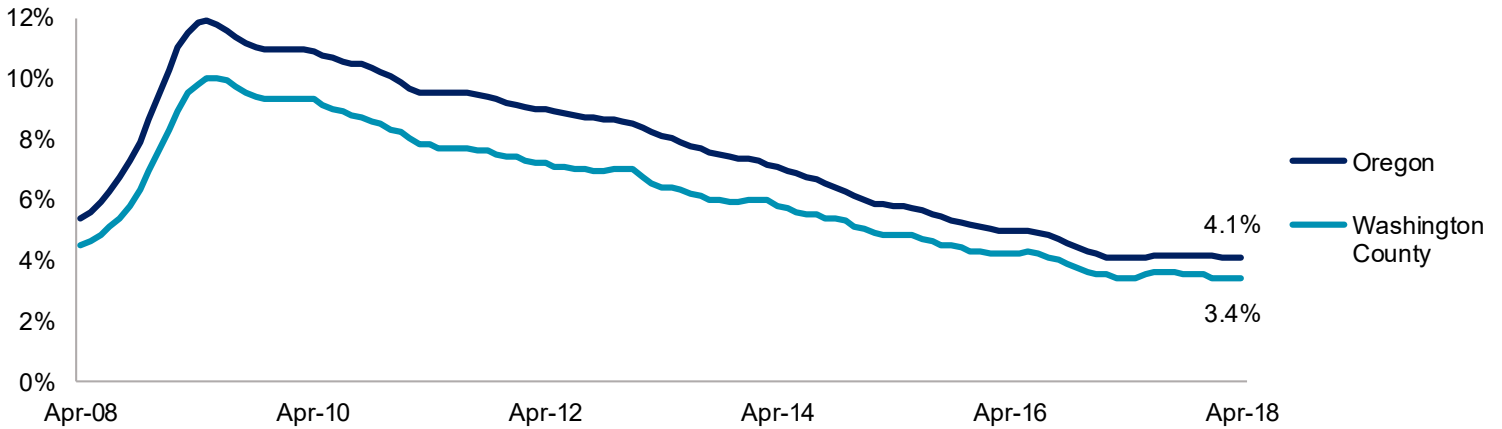
Unemployment Rates in Washington County Cities

April 2018, not seasonally adjusted
Local Area Unemployment Statistics



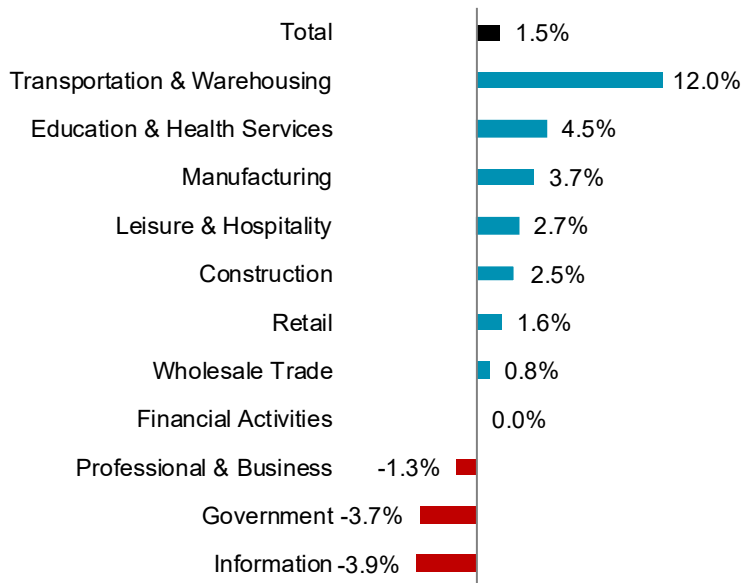
Unemployment Rate

April 2008 to April 2018, seasonally adjusted
Local Area Unemployment Statistics



Transportation and Warehousing Leads Industry Employment Growth

Percentage change, April 2017 to April 2018
Current Employment Estimates



Net Job Growth in Washington County

Net change, April 2017 to April 2018
Current Employment Estimates

