

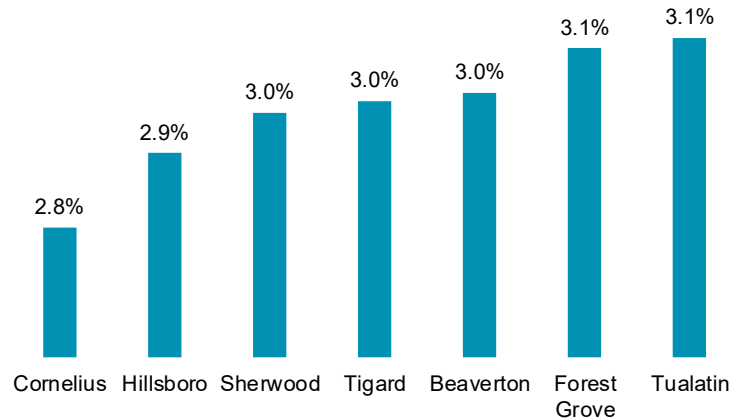
# Washington County Economic Indicators June 2018 (May Data)

Washington County's unemployment rate dipped to 3.3 percent in May 2018, a 0.1 percentage point drop from last year. City unemployment rates remained below 3.5 percent (not seasonally adjusted).

The county added 3,700 jobs between May 2017 and May 2018. Transportation and warehousing led industry employment growth, and manufacturing added the most jobs over the year. A decline in government employment is due to a legislatively mandated reclassification of home care workers from state government to private health care. This affected about 1,300 workers in the county.

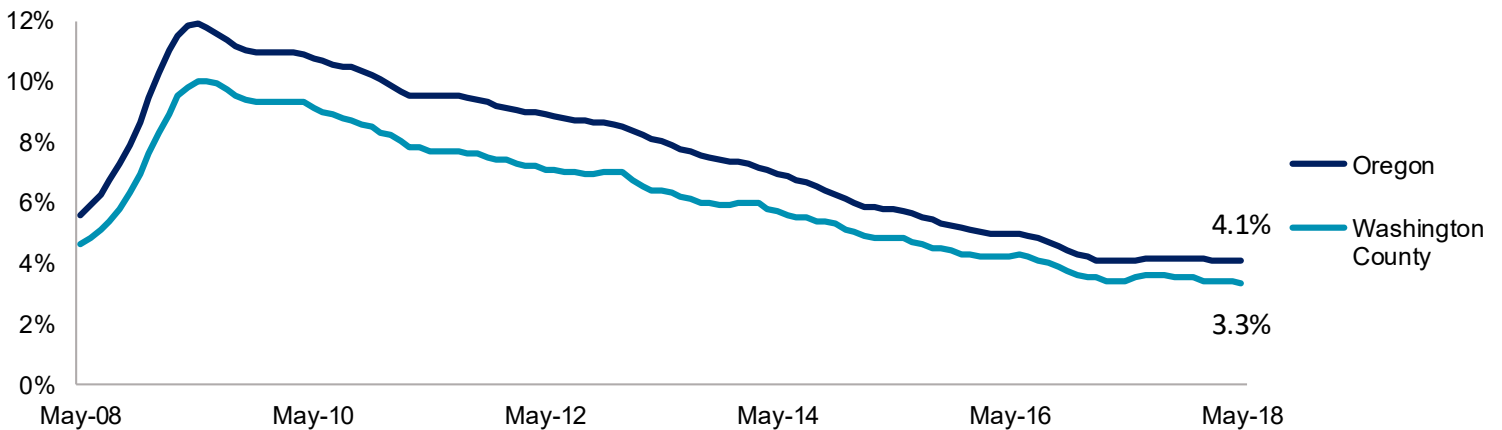
## Unemployment Rates in Washington County Cities

May 2018, not seasonally adjusted  
Local Area Unemployment Statistics



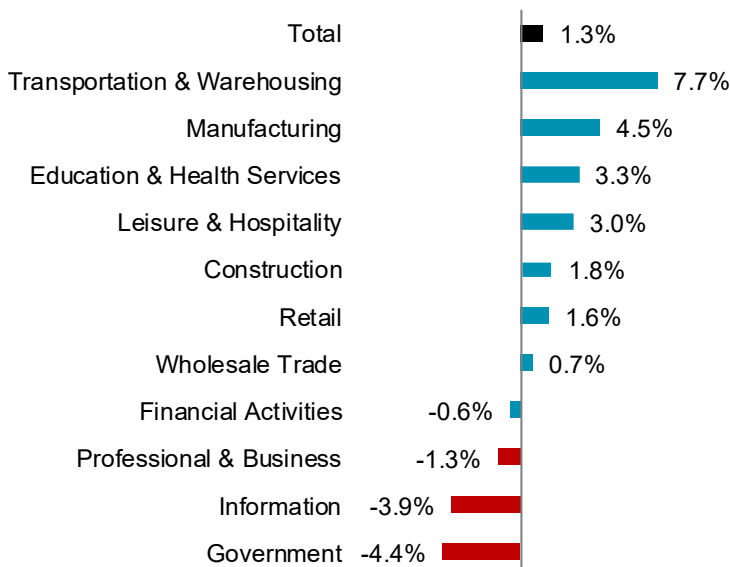
## Unemployment Rate

May 2008 to May 2018, seasonally adjusted  
Local Area Unemployment Statistics



## Transportation and Warehousing Leads Industry Employment Growth

Percentage change, May 2017 to May 2018  
Current Employment Estimates



## Net Job Growth in Washington County

Net change, May 2017 to May 2018  
Current Employment Estimates

