

DISTRIBUTION OF AGE, RACE/ETHNICITY AND GENDER AMONG CLIENTS ON THE OREGON HEALTH PLAN

4/15/2011 Totals

AGE by RACE/ETHNICITY									AGE by GENDER			
AGE	Black or African-American	American Indian or Alaska Native	Asian, Native Hawaiian or Other Pacific Islander	White	Hispanic or Latino	Other/Unknown ¹	TOTAL	% of OHP	Female	% Female	Male	% Male
<1	773	312	707	12,967	7,027	3,043	24,829	3.9%	12,088	48.7%	12,741	51.3%
1-5	4,072	1,535	2,925	55,581	35,711	12,179	112,003	17.7%	54,527	48.7%	57,476	51.3%
6-12	5,019	2,368	3,648	65,829	39,574	10,664	127,102	20.1%	61,948	48.7%	65,154	51.3%
13-18	4,013	1,989	2,855	50,996	23,257	6,468	89,578	14.1%	44,382	49.5%	45,196	50.5%
19-21	1,009	438	592	13,921	3,838	1,825	21,623	3.4%	14,471	66.9%	7,152	33.1%
22-35	3,642	1,594	2,318	58,386	16,070	7,933	89,943	14.2%	62,563	69.6%	27,380	30.4%
36-50	2,897	1,365	2,320	53,129	8,873	3,548	72,132	11.4%	42,395	58.8%	29,737	41.2%
51-64	2,347	1,177	1,772	44,735	2,786	946	53,763	8.5%	30,550	56.8%	23,213	43.2%
65+	1,064	463	4,333	32,424	3,244	704	42,232	6.7%	28,542	67.6%	13,690	32.4%
TOTAL	24,836	11,241	21,470	387,968	140,380	47,310	633,205		351,466		281,739	
% of OHP	3.9%	1.8%	3.4%	61.3%	22.2%	7.5%			55.5%		44.5%	

GENDER by RACE/ETHNICITY							
Female	13,522	6,327	12,149	217,744	75,259	26,465	351,466
% Female	54.4%	56.3%	56.6%	56.1%	53.6%	55.9%	55.5%
Male	11,314	4,914	9,321	170,224	65,121	20,845	281,739
% Male	45.6%	43.7%	43.4%	43.9%	46.4%	44.1%	44.5%

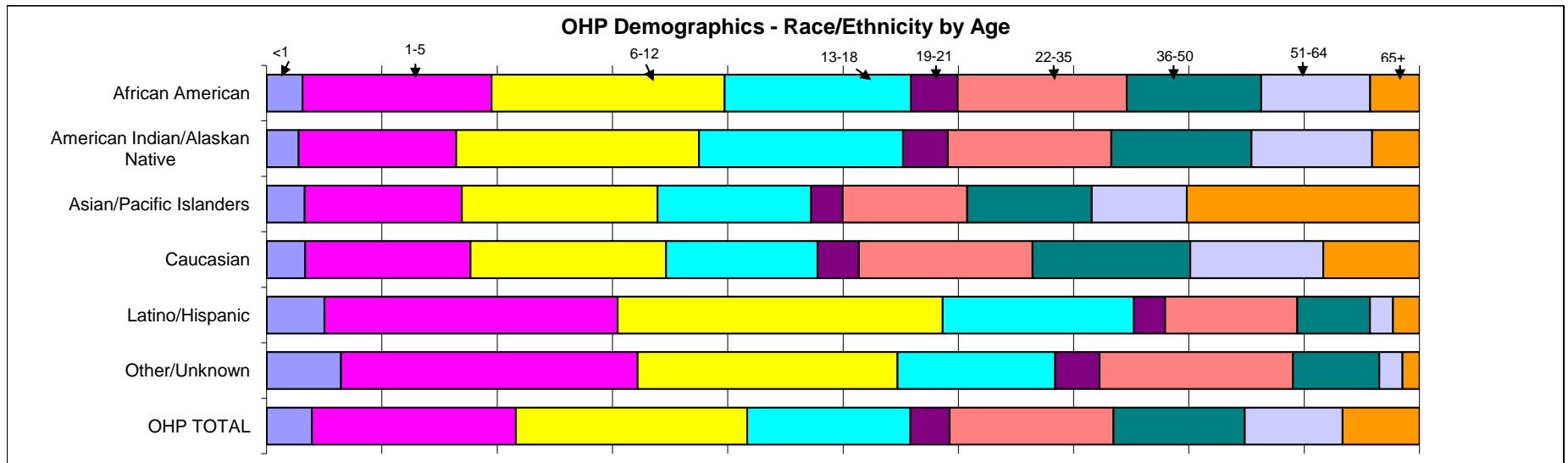
Includes all Medicaid recipients: OHP Plus, Standard benefits and recipients eligible under the classes: QB, QS, NP, CW, and BC.

¹This count contains a substantial number of clients of Hispanic ethnicity. The database no longer uniquely captures Hispanic ethnicity.

#2131; Version 1

State of Oregon, Division of Medical Assistance Programs, 500 Summer Street NE, Salem, OR 97301-1016

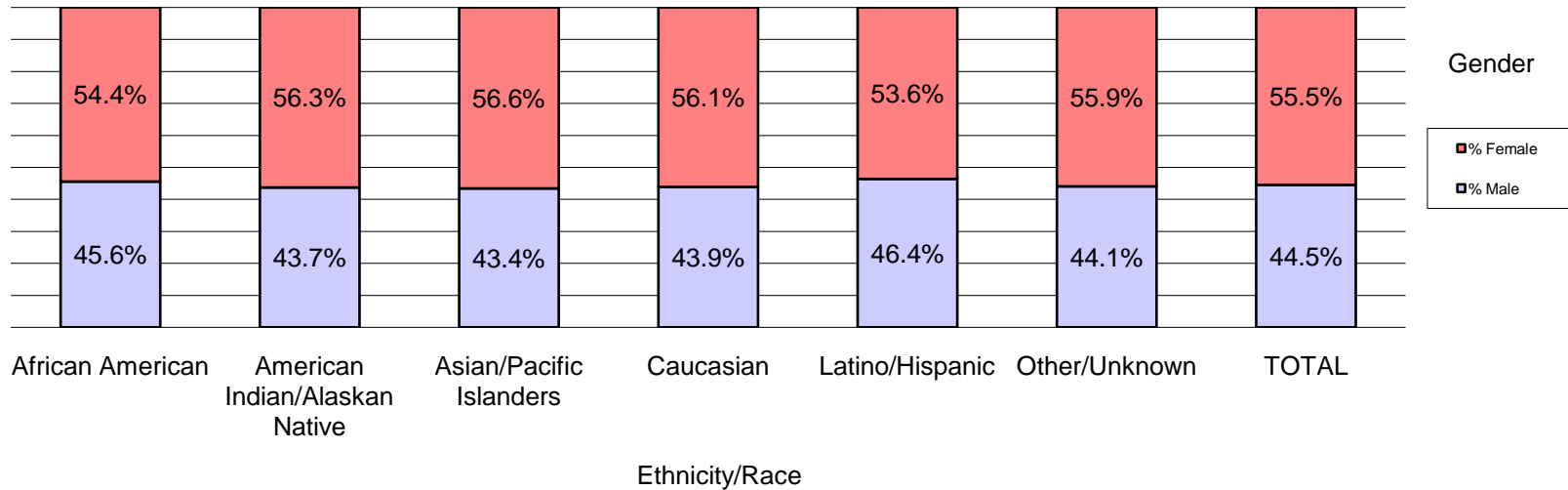
Source: DMAP DSSURS data warehouse: DateLoad = 5/9/2011



Age	<1		1-5		6-12		13-18		19-21		22-35		36-50		51-64		65+		TOTAL	
African American	773	3.1%	4,072	16.4%	5,019	20.2%	4,013	16.2%	1,009	4.1%	3,642	14.7%	2,897	11.7%	2,347	9.4%	1,064	4.3%	24,836	100.0%
American Indian/Alaskan Native	312	2.8%	1,535	13.7%	2,368	21.1%	1,989	17.7%	438	3.9%	1,594	14.2%	1,365	12.1%	1,177	10.5%	463	4.1%	11,241	100.0%
Asian/Pacific Islanders	707	3.3%	2,925	13.6%	3,648	17.0%	2,855	13.3%	592	2.8%	2,318	10.8%	2,320	10.8%	1,772	8.3%	4,333	20.2%	21,470	100.0%
Caucasian	12,967	3.3%	55,581	14.3%	65,829	17.0%	50,996	13.1%	13,921	3.6%	58,386	15.0%	53,129	13.7%	44,735	11.5%	32,424	8.4%	387,968	100.0%
Latino/Hispanic	7,027	5.0%	35,711	25.4%	39,574	28.2%	23,257	16.6%	3,838	2.7%	16,070	11.4%	8,873	6.3%	2,786	2.0%	3,244	2.3%	140,380	100.0%
Other/Unknown	3,043	6.4%	12,179	25.7%	10,664	22.5%	6,468	13.7%	1,825	3.9%	7,933	16.8%	3,548	7.5%	946	2.0%	704	1.5%	47,310	100.0%
TOTAL	24,829		112,003		127,102		89,578		21,623		89,943		72,132		53,763		42,232		633,205	

Source: DMAP DSSURS data warehouse: DateLoad = 05/9/2011
 Division of Medical Assistance Programs, Research and Analysis Unit

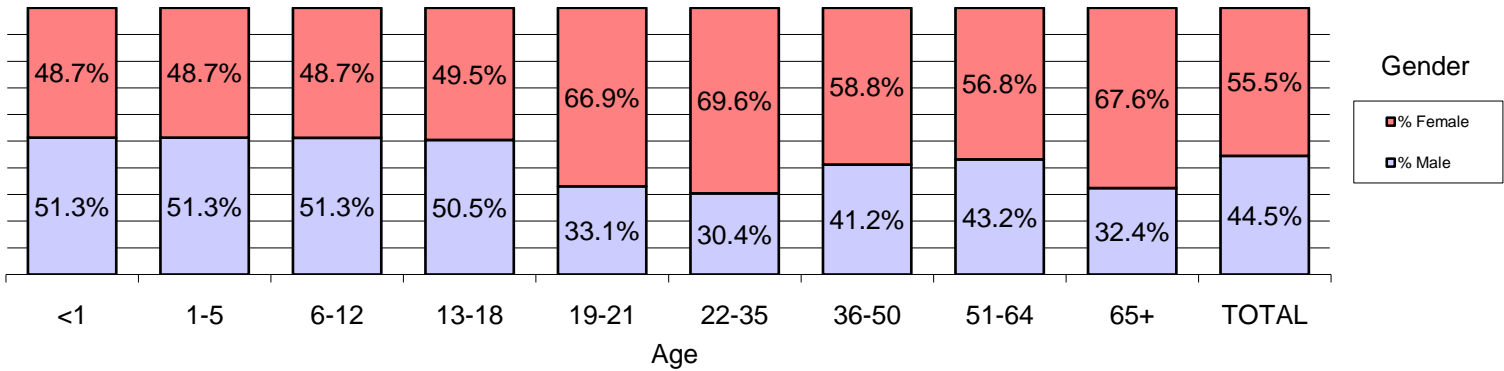
OHP Demographics - Race by Gender



Gender	African American	American Indian/Alaskan Native	Asian/Pacific Islanders	Caucasian	Latino/Hispanic	Other/Unknown	TOTAL
Male	11,314	4,914	9,321	170,224	65,121	20,845	281,739
Female	13,522	6,327	12,149	217,744	75,259	26,465	351,466
% Male	45.6%	43.7%	43.4%	43.9%	46.4%	44.1%	44.5%
% Female	54.4%	56.3%	56.6%	56.1%	53.6%	55.9%	55.5%
TOTAL	24,836	11,241	21,470	387,968	140,380	47,310	633,205

Source: DMAP DSSURS data warehouse: DateLoad = 05/9/2011
 Division of Medical Assistance Programs, Research and Analysis Unit

OHP Demographics - Age by Gender



Gender	<1	1-5	6-12	13-18	19-21	22-35	36-50	51-64	65+	TOTAL
Male	12,741	57,476	65,154	45,196	7,152	27,380	29,737	23,213	13,690	281,739
Female	12,088	54,527	61,948	44,382	14,471	62,563	42,395	30,550	28,542	351,466
% Male	51.3%	51.3%	51.3%	50.5%	33.1%	30.4%	41.2%	43.2%	32.4%	44.5%
% Female	48.7%	48.7%	48.7%	49.5%	66.9%	69.6%	58.8%	56.8%	67.6%	55.5%
TOTAL	24,829	112,003	127,102	89,578	21,623	89,943	72,132	53,763	42,232	633,205

Source: DMAP DSSURS data warehouse: DateLoad = 05/9/2011
 Division of Medical Assistance Programs, Research and Analysis Unit