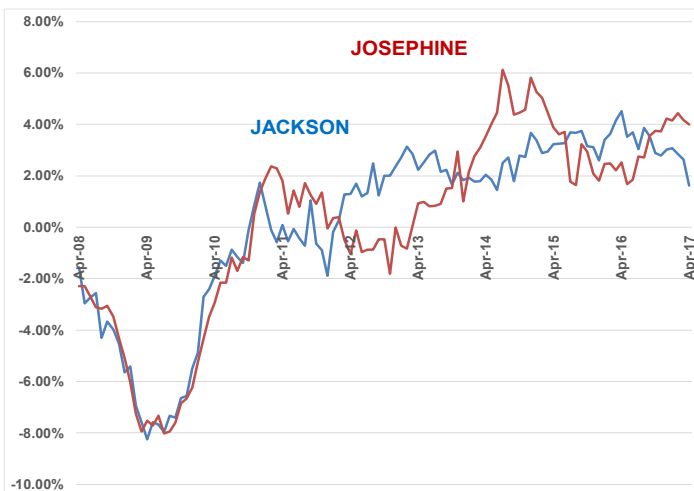


## ROGUE VALLEY ECONOMIC INDICATORS

April 2017	Unemployment Rates	Nonfarm Jobs
Jackson County	4.2 %	85,820
Josephine County	4.7 %	26,290

### Total Nonfarm Employment

Over-the-year growth in percent



For the Latest Info, Click Below:

- ◆ [Unemployment rates](#)
- ◆ [Josephine / Jackson regional information](#)
- ◆ [Latest Oregon labor market news](#)

or go to [QualityInfo.org](http://QualityInfo.org)

Courtesy of the Oregon Employment Department's **Workforce Analyst:**  
Ainoura Oussenbec, 541-414-5325  
[Ainoura.Oussenbec@Oregon.gov](mailto:Ainoura.Oussenbec@Oregon.gov)


Want to be added to the distribution list?

[Questions?](#) [Email me!](#)


### Nonfarm Employment Change

#### Jackson County

by sector, April 2016 - April 2017



Private education & health services (590)  
Leisure & hospitality (290)  
Retail trade (210)  
Other services (190)  
Construction (180)




Professional & business services (-70)  
Federal government (-90)  
Manufacturing (-100)  
Local government (-310)

### Nonfarm Employment Change

#### Josephine County

by sector, April 2016 - April 2017



Private education & health services (330)  
Leisure & hospitality (220)  
Professional & business services (210)  
Construction (120)  
Retail trade (90)



Information (-20)  
Local gov. education (-30)

April 2017 data unless otherwise noted