

# Washington County

## Economic Indicators

### July 2016

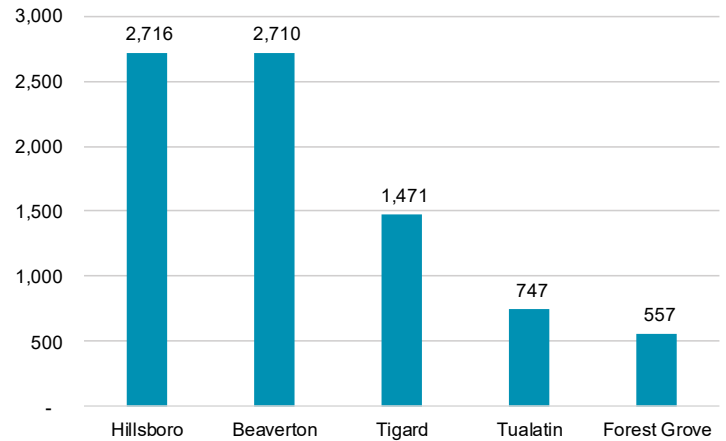
Washington County's unemployment rate has decreased 0.7 percentage points since June 2015. At 4.1 percent, Washington County has the second lowest county unemployment rate in Oregon. Intel's planned layoffs are reflected in this month's data — semiconductor and electronic product manufacturing lost 500 jobs in June in the Portland Metro area.

Residents of Hillsboro and Beaverton had the highest net employment growth from June 2015. Since last year, employment of residents in the five largest Washington County cities grew 5.4 percent.

Professional & business services continued to lead net job growth year over year, while construction had the highest percentage job growth since June 2015.

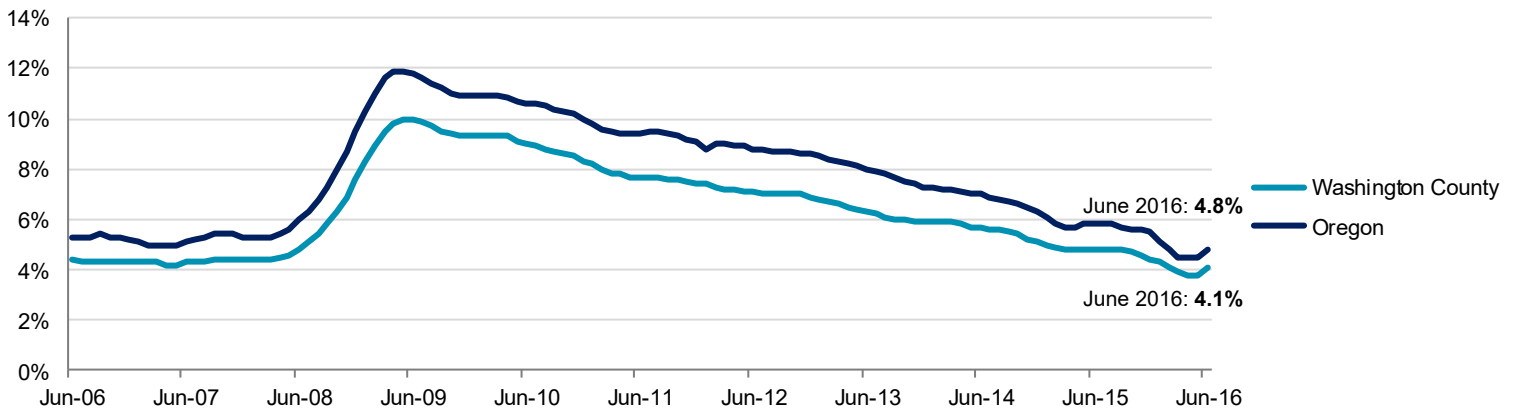
### Jump in Washington County Residents Working

Net change, June 2015 to June 2016;  
 Oregon Employment Department, Local Area Unemployment Statistics



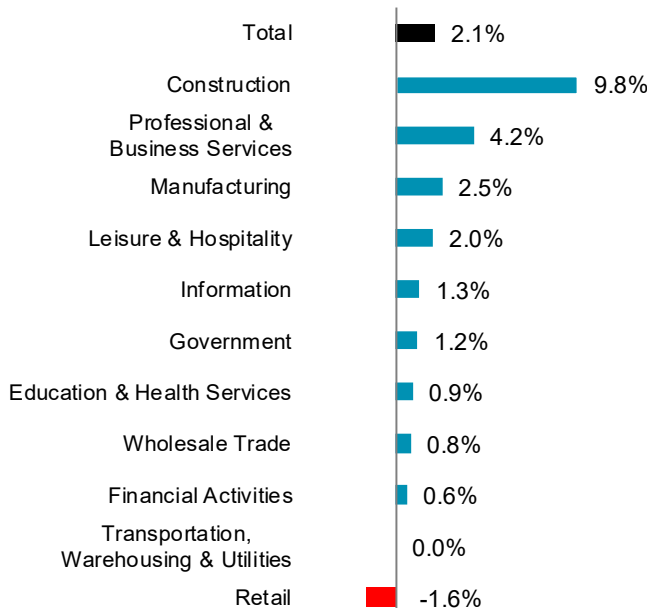
### Unemployment Rate

June 2006 to June 2016, seasonally adjusted  
 Oregon Employment Department, Local Area Unemployment Statistics



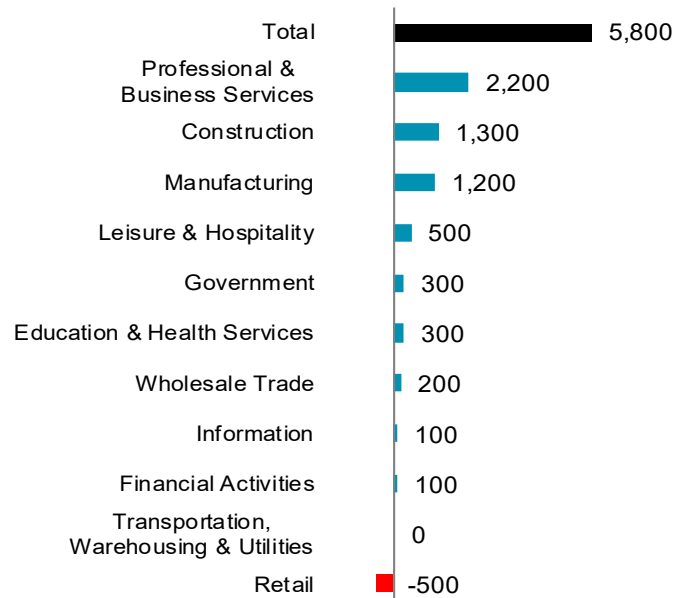
### Most Washington County Industries Growing

Percentage change, June 2015 to June 2016  
 Oregon Employment Department, Current Employment Estimates



### Growth by Number of Jobs in Washington County

Net change, June 2015 to June 2016  
 Oregon Employment Department, Current Employment Estimates



**Have questions? Contact me!**  
 Emily Starbuck, Washington County Workforce Analyst

[Emily.A.Starbuck@oregon.gov](mailto:Emily.A.Starbuck@oregon.gov)  
 503.360.2421