

Washington County Economic Indicators

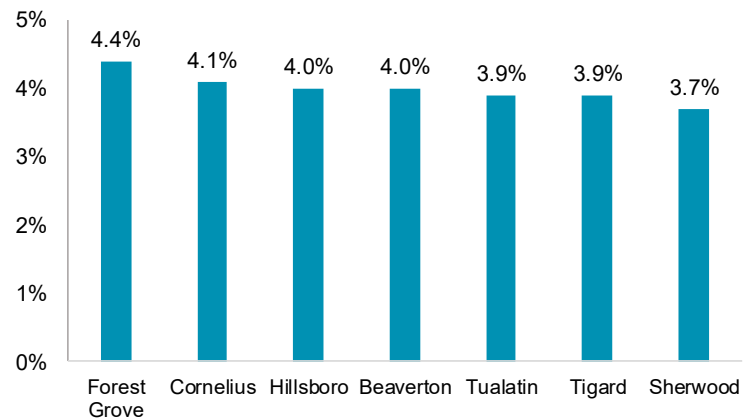
November 2016 (October Data)

Washington County's unemployment rate has decreased 0.2 percentage point since October 2015. At 4.5 percent in October 2016, Washington County had a lower unemployment rate than neighboring Multnomah (4.7%) and Clackamas (5.0%) counties. On the city level, unemployment rates decreased an average of 0.3 percentage point year over year.

Washington County employers added 5,200 jobs since October 2015. Construction added 1,800 jobs despite the onset of fall. Holiday hiring started up in leisure and hospitality, but not in retail. Information also saw negative job growth over the year.

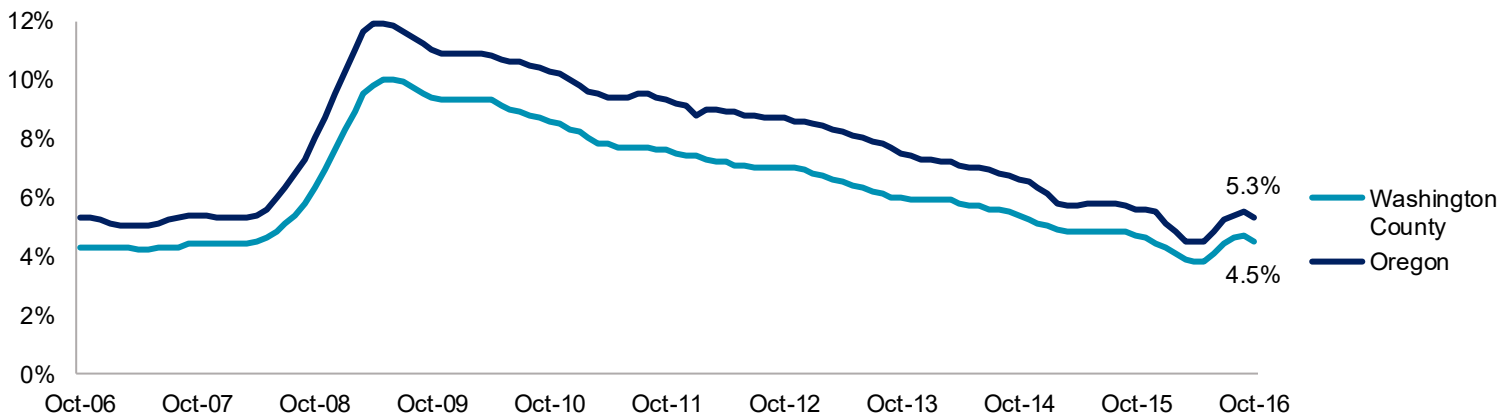
Unemployment Rates in Washington County Cities

October 2016, not seasonally adjusted
Oregon Employment Department, Local Area Unemployment Statistics



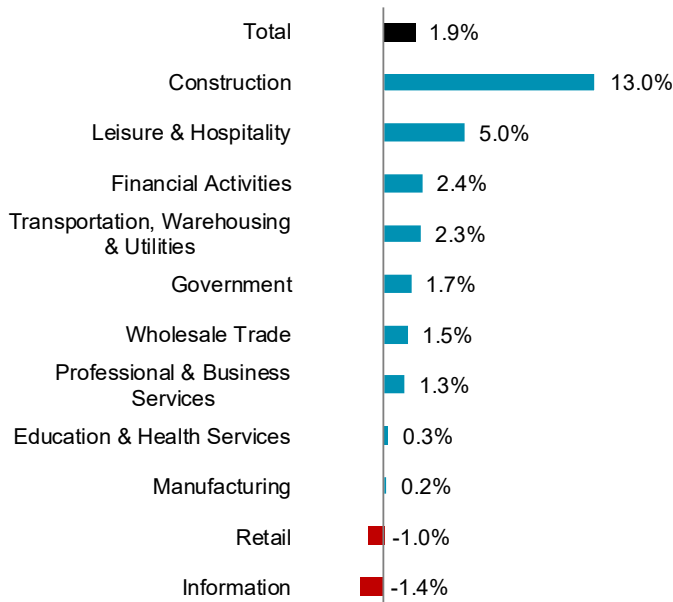
Unemployment Rate

October 2006 to October 2016, seasonally adjusted
Oregon Employment Department, Local Area Unemployment Statistics



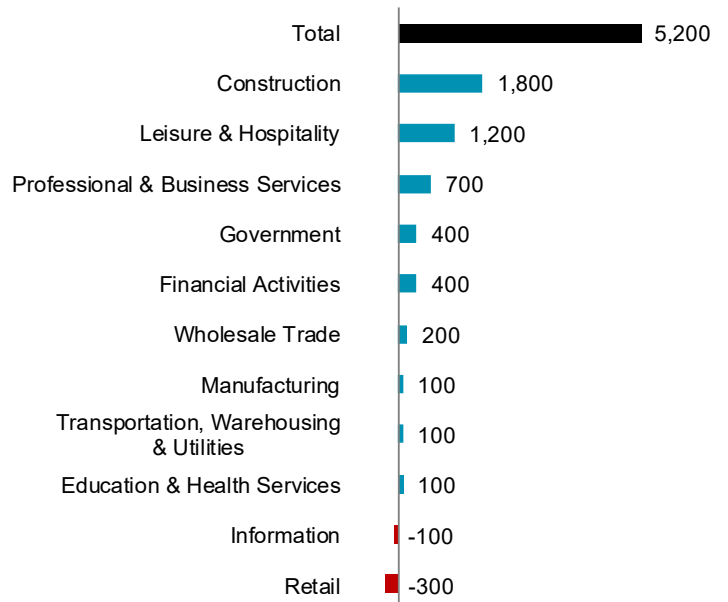
Construction Leads Industry Employment Growth

Percentage change, October 2015 to October 2016
Oregon Employment Department, Current Employment Estimates



Net Job Growth in Washington County

Net change, October 2015 to October 2016
Oregon Employment Department, Current Employment Estimates



Have questions? Contact me!

Emily Starbuck, Washington County Workforce Analyst

Emily.A.Starbuck@oregon.gov

503.360.2421