

KLAMATH AND LAKE COUNTY ECONOMIC INDICATORS

March 2016

Total Nonfarm Employment

Klamath County — 21,150 jobs, down by 100 over the year

Lake County — 2,080 jobs, down by 30 over the year


Unemployment Rates, January 2016

Klamath County — 7.5 %

Lake County — 7.4 %

Oregon — 5.1 %


U.S. — 4.9 %



Growth industries, over the year

Klamath — private educational & health services, construction, professional & business services;

Lake — professional & business ser-



Industries posting job losses

Klamath — government, manufacturing, leisure & hospitality;

Lake — construction, manufacturing, government;

Employment Stagnant but Wages Increased

Unlike Portland, Bend and Medford, employment growth in the Klamath area remains anemic. In view of the upcoming increases of Oregon's minimum wage, customers wondered how local wages fared during these challenging times.

While wages for a particular job may or may not have increased due to a multitude of factors, we have a near perfect set of data for overall wages. Quarterly Census of Employment and Wages gives us a total payroll per job (TPPJ) measurement, including ALL jobs in those employer businesses that report into the system (most do).

TPPJ increased in Oregon by 4.4 percent between the 3rd quarter of 2014 and the 3rd quarter of 2015. Among the southern counties, Lake County stands out with an increase of 6.2 percent. This wage growth occurred not because of the government jobs that make up over 40 percent of all payroll jobs. This was thanks to a whopping 9.9 percent TPPJ increase in the private sector businesses!

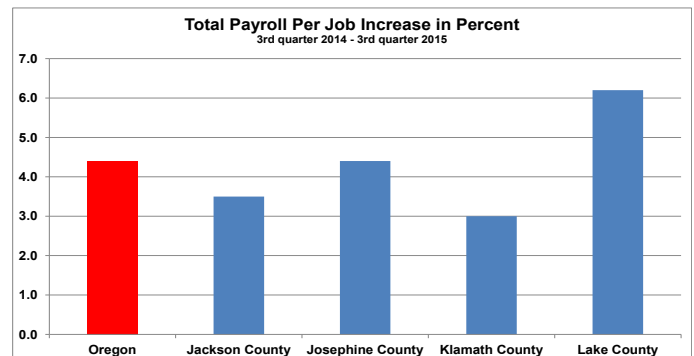
The best news for all communities is that this wage growth was real because the inflation rate during the same time

For the Latest Info, click below:

- ◆ [Unemployment rates](#)
- ◆ [Klamath County employment](#)
- ◆ [Lake County employment](#)
- ◆ [Central Oregon Local Labor Trends](#)
- ◆ [Latest Oregon labor market news](#)

or go to QualityInfo.org

Courtesy of the Oregon Employment Department's **Workforce Analyst:**
 Ainoura Oussenbec, 541-414-5325
Ainoura.Oussenbec@Oregon.gov



Want to be added to the distribution list?
[Questions? Email me!](#)