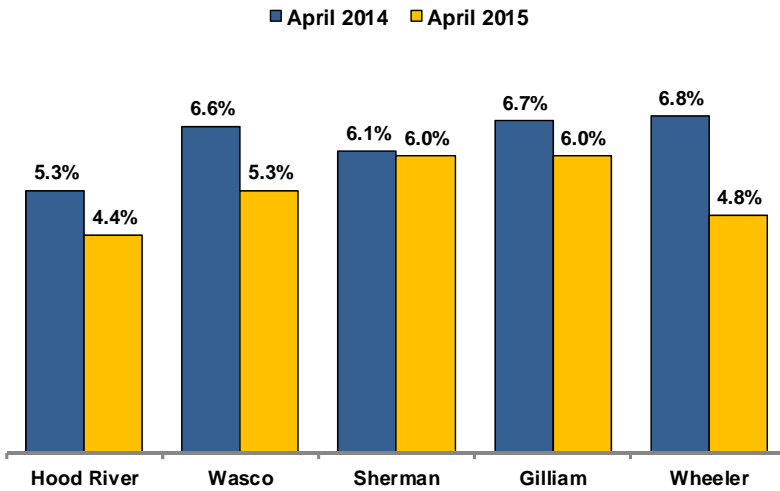


Unemployment Rates (Seasonally Adjusted)
Hood River, Wasco, Sherman, Gilliam, and Wheeler Counties



Unemployment Rate News

Hood River and Wheeler were two of just seven Oregon counties with seasonally adjusted unemployment rates below 5.0 percent for April 2015. Hood River County, at 4.4 percent, tied with Washington County for the second lowest county-level rate in Oregon for the month while Wheeler County tied for the fifth lowest, at 4.8 percent, with Clackamas and Yamhill counties.

Hood River and Wheeler counties had seasonally adjusted unemployment rates for April 2015 lower than Oregon's statewide rate of 5.2 percent and Wasco County joined them in being below the national rate of 5.4 percent.

All five Columbia Gorge counties saw decreases in their seasonally adjusted unemployment rates from April 2014. In fact, all five counties experienced their lowest rates for the month since April 2008.

Nonfarm Employment Change
April 2014 to April 2015

Hood River County lost an estimated 300 jobs over the year, all in the private sector (-340). Government added 40 jobs.

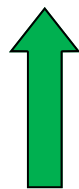
Wasco County added an estimated 320 jobs over the year led by the private sector (+280). Government added 40 jobs.

Sherman County gained an estimated five jobs over the year. The private sector added 10 jobs and government dropped five.

Gilliam County lost an estimated 20 jobs over the year mostly in the private sector.

Wheeler County lost an estimated 30 jobs over the year. The private sector dropped 10 jobs and government lost 20.

Notable Industry Gains and Losses
Over-the-Year Employment Change from April 2014



Hood River

Manufacturing (+150)
Leisure/Hospitality (+70)

Wasco

Private Education/Health Services (+110)
Leisure/Hospitality (+110)

Sherman

Trade/Transportation/Utilities (+30)

Gilliam

Leisure/Hospitality (+5)
State Government (+5)

Wheeler



Private Education/Health Services (-440)
Wholesale Trade (-90)

Financial Activities (-20)

Leisure/Hospitality (-5)

Federal Government (-5)

Trade/Transportation/Utilities (-10)

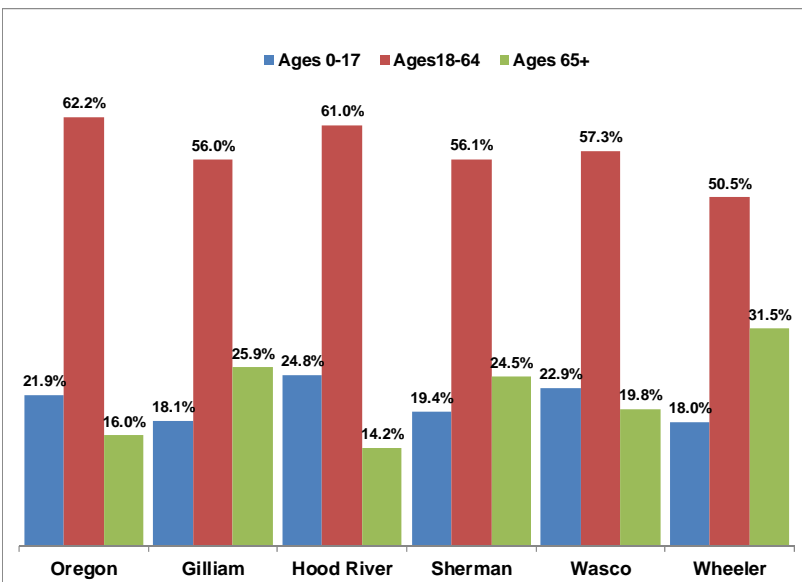
Local Government (-15)

Trade/Transportation/Utilities (-5)

2014 Percentage of Population by Broad Age Group

Population Estimates for Oregon and Counties

Population Research Center
Portland State University



Want to learn more about the Oregon economy?

Read our blog at: oregonemployment.blogspot.com/

Follow us on Twitter at: [Twitter.com/OREmployment](https://twitter.com/OREmployment)

Visit our web site at: www.QualityInfo.org

For more economic or labor market data about Hood River, Wasco, Sherman, Gilliam or Wheeler counties, contact:

Tony Wendel, Workforce Analyst

Desk: 541-276-9050 ext. 232 Cell: 541-667-7027

E-mail: Tony.A.Wendel@oregon.gov

Dallas Fridley, Regional Economist

Desk: 541-645-0005

E-mail: Dallas.W.Fridley@oregon.gov

Want to be added to the monthly distribution list?

E-mail me at: Tony.A.Wendel@oregon.gov