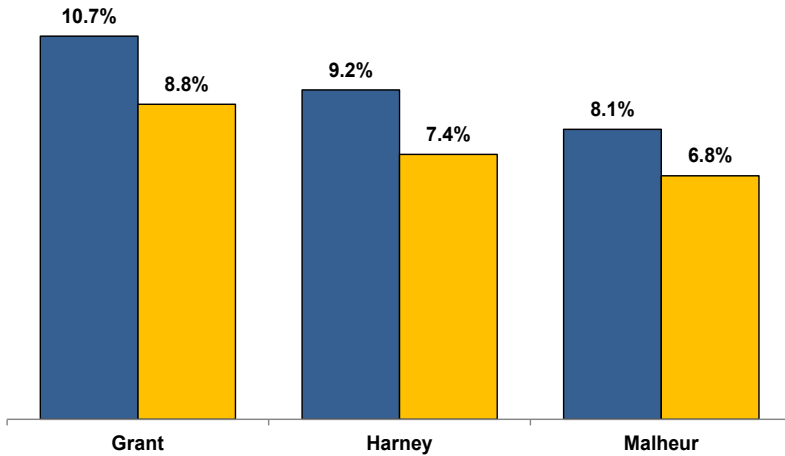


Unemployment Rates (Seasonally Adjusted)

■ October 2014 ■ October 2015



Unemployment Rate News

Malheur County's seasonally adjusted unemployment rate for October 2015 was 6.8 percent while Harney County's rate came in at 7.4 percent and Grant County at 8.8 percent. All were above Oregon's statewide rate of 6.0 percent and the national rate of 5.0 percent.

All three counties had lower seasonally adjusted unemployment rates in October 2015 than the previous October. In fact, the October 2015 rates are the lowest for the month since October 2007 for each of the three counties.

Also, all three counties saw significant decreases in their seasonally adjusted unemployment rates from October 2014 to October 2015. Grant (-1.9 percentage points) tied for second among Oregon's 36 counties for over-the-year improvement with Harney (-1.8) and Malheur (-1.3) ranked fourth and tied for seventh respectively.

Nonfarm Employment Change

October 2014 to October 2015


Grant County added an estimated 10 jobs over the year. The private sector saw gains in mining and logging, construction, and wholesale trade offset by losses in manufacturing; transportation, warehousing, and utilities; and professional and business services for no net change. The public sector gained 10 jobs, all in local government.

Harney County increased by an estimated 120 jobs over the year. The private sector added 80 jobs, led by gains in leisure and hospitality and goods producing. No private industries lost jobs. The public sector added 40 jobs, with gains in local government overcoming losses in federal government.

Malheur County added an estimated 280 jobs over the year. The private sector was responsible for the gain, adding 320 jobs led by solid increases in wholesale trade, manufacturing, retail trade, and leisure and hospitality. The public sector dropped 40 jobs with losses in federal government and local government while state government was unchanged.

Notable Industry Gains and Losses

Over-the-Year Employment Change from October 2014

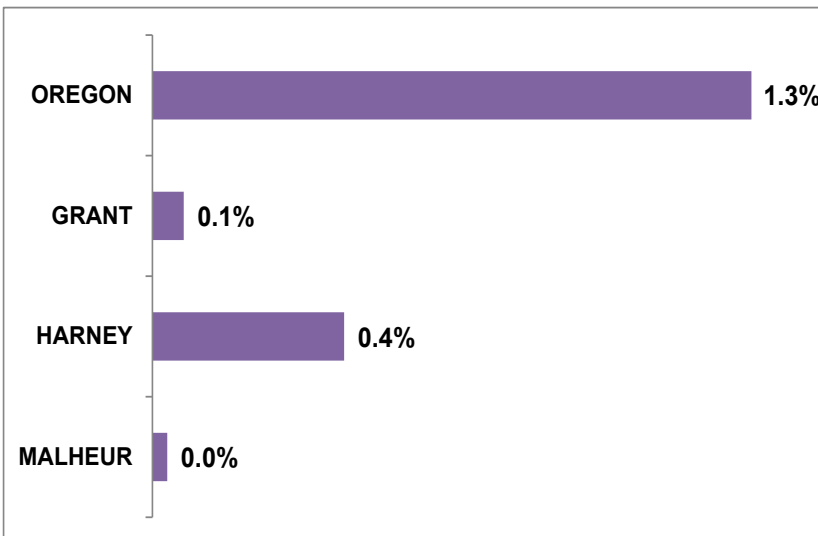


Grant	Harney	Malheur
Mining/Logging (+20)	Local Government (+50)	Wholesale Trade (+110)
Construction (+10)	Leisure/Hospitality(+30)	Manufacturing (+80)
Wholesale Trade (+10)	Goods Producing (+20)	Retail Trade (+50)
		Leisure/Hospitality(+50)

Manufacturing (-20)	Federal Government (-10)	Federal Government (-30)
Transportation/Warehousing/Utilities (-10)		Transportation/Warehousing/Utilities (-10)
Professional/Business Services (-10)		

2014—2015 Population Percentage Change

Preliminary Population Estimates for Oregon and Counties



Want to learn more about the Oregon economy?



Read our blog at: oregonemployment.blogspot.com/

Follow us on Twitter at: [Twitter.com/OREmployment](https://twitter.com/OREmployment)

Visit our web site at: www.QualityInfo.org

For more economic or labor market data about Grant, Harney, or Malheur counties, contact:

Tony Wendel, Workforce Analyst

Desk: 541-276-9050 ext. 232 Cell: 541-667-7027

E-mail: Tony.A.Wendel@oregon.gov

Chris Rich, Regional Economist

Desk: 541-963-7111 ext. 226 Cell: 541-519-0315

E-mail: Christopher.M.Rich@oregon.gov

Want to be added to the monthly distribution list?