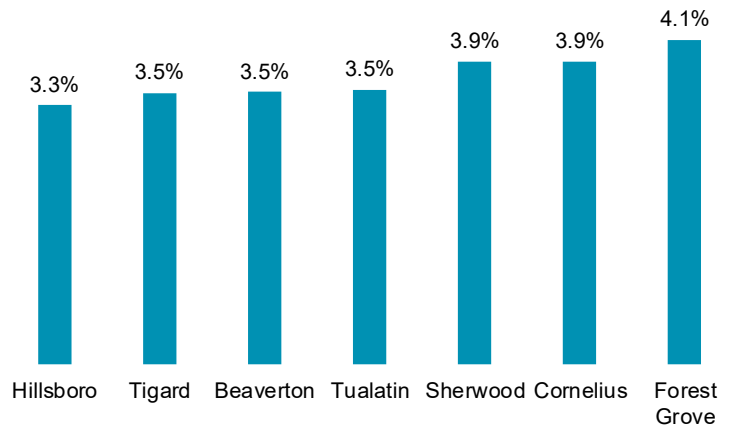


Washington County's unemployment rate decreased to 3.1 percent in August 2018, a 0.5 percentage point drop from last year. City unemployment rates remained below 4.2 percent (not seasonally adjusted).

The county added 4,700 jobs between August 2017 and August 2018. Transportation and warehousing led industry employment growth, and manufacturing added the most jobs over the year. A decline in government employment is due to a legislatively mandated reclassification of home care workers from state government to private health care. This affected about 1,300 workers in the county.

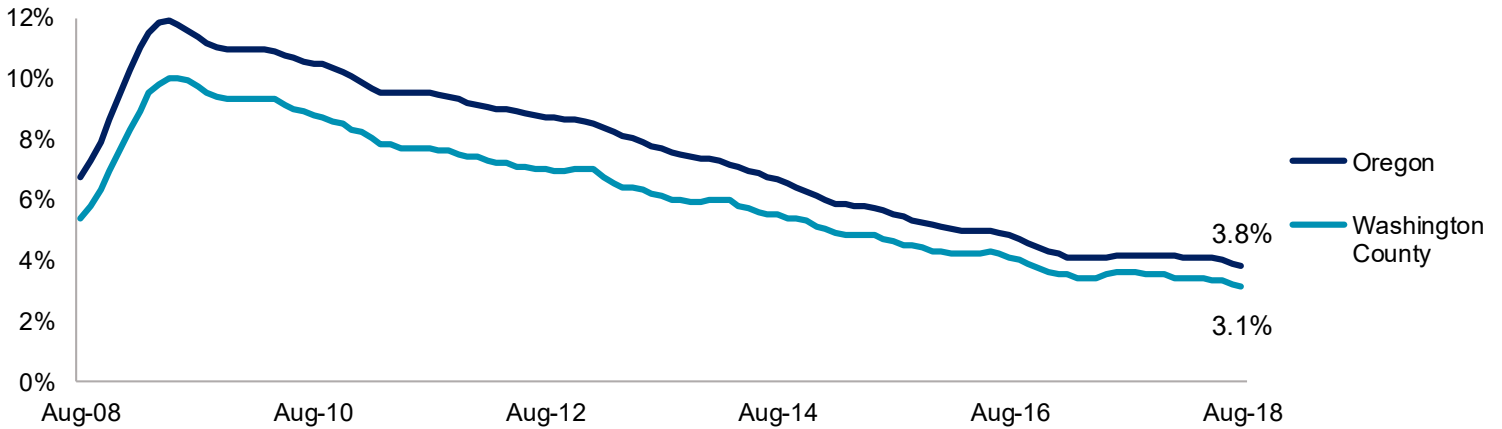
**Unemployment Rates in Washington County Cities**

August 2018, not seasonally adjusted  
 Local Area Unemployment Statistics



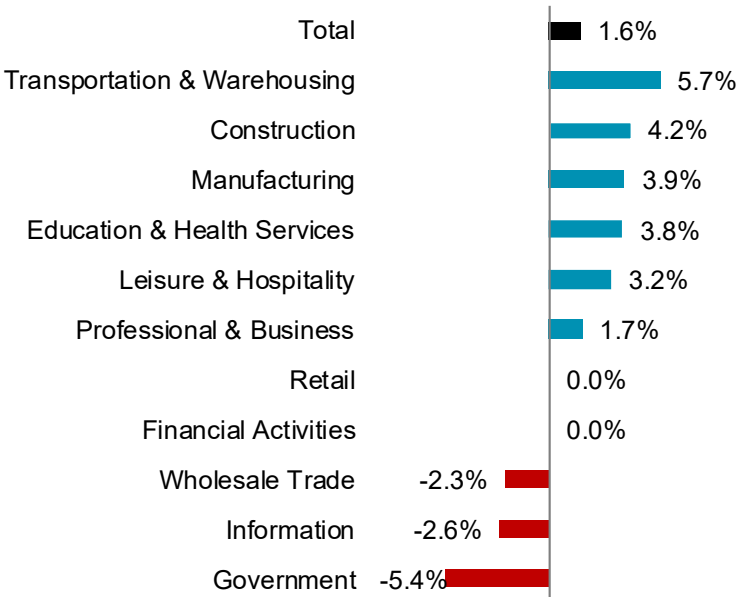
**Unemployment Rate**

August 2008 to August 2018, seasonally adjusted  
 Local Area Unemployment Statistics



**Transportation and Warehousing Leads Industry Employment Growth**

Percentage change, August 2017 to August 2018  
 Current Employment Estimates



**Net Job Growth in Washington County**

Net change, August 2017 to August 2018  
 Current Employment Estimates

