

Washington County Economic Indicators

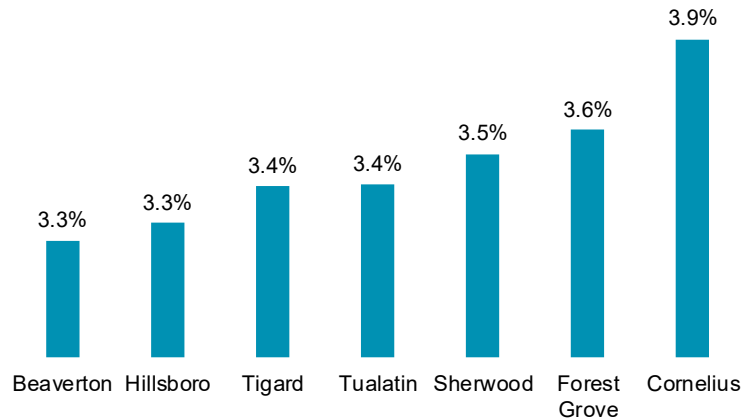
January 2019 (December Data)

Washington County's unemployment rate was 3.5 percent in December 2018, unchanged from last year. Some cities continued to see unemployment rates below 4 percent, but slightly higher than the prior year (not seasonally adjusted).

The county added 3,900 jobs between December 2017 and December 2018. Construction led industry employment growth, while manufacturing tied with education and health services to add the most jobs over the year. A decline in government employment is due to a legislatively mandated reclassification of home care workers from state government to private health care.

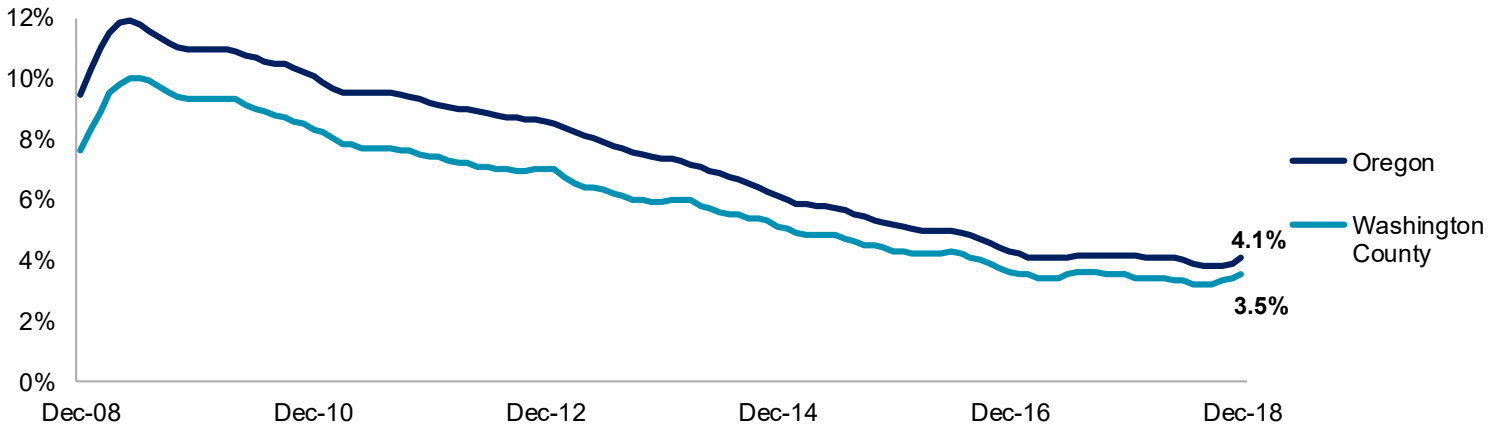
Unemployment Rates in Washington County Cities

December 2018, not seasonally adjusted
Local Area Unemployment Statistics



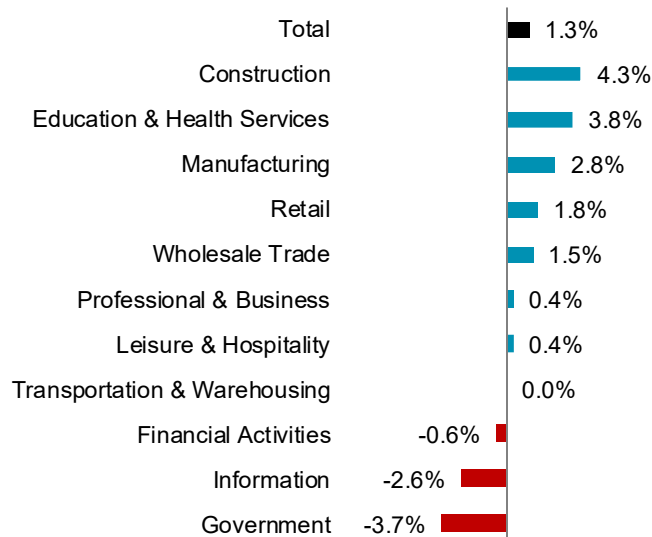
Unemployment Rate

December 2008 to December 2018, seasonally adjusted
Local Area Unemployment Statistics



Construction Leads Industry Employment Growth

Percentage change, December 2017 to December 2018
Current Employment Estimates



Net Job Growth in Washington County

Net change, December 2017 to December 2018
Current Employment Estimates

