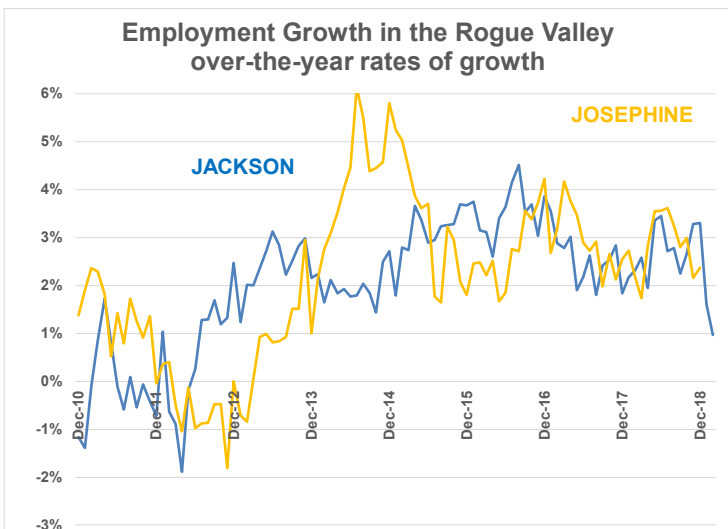


## ROGUE VALLEY ECONOMIC INDICATORS

December 2018	Unemployment Rates	Nonfarm Jobs
Jackson County	5.1 %	89,670
Josephine County	5.9 %	27,180

Employment growth over the year was modest in Jackson County but remained healthier at 2.4 percent in Josephine County. In both counties, private-sector industries were



For the Latest Info, Click Below:

- ◆ [Unemployment rates](#)
- ◆ [Josephine / Jackson regional information](#)
- ◆ [Latest Oregon labor market news](#)

or go to [QualityInfo.org](http://QualityInfo.org)


Courtesy of the Oregon Employment Department's  
**Workforce Analyst:** Ainoura Oussenbec,  
541-414-5325; [Ainoura.Oussenbec@Oregon.gov](mailto:Ainoura.Oussenbec@Oregon.gov)

Want to be added to the distribution list?

[Questions? Email me!](#)

### Nonfarm Employment Change Jackson County

by sector, December 2017 - December 2018




Health care & social assistance (1,190)  
Leisure & hospitality (510)  
Construction (200)  
Wholesale trade (140)  
Manufacturing (130)

Retail trade (-730)  
Government (-810)

### Nonfarm Employment Change Josephine County

by sector, December 2017 - December 2018



Private education & health services (810)  
Professional & business services (320)  
Manufacturing (120)  
Construction (60)  
Other services (30)

Financial activities (-100)  
Government (-470)

December 2018 data unless otherwise noted