

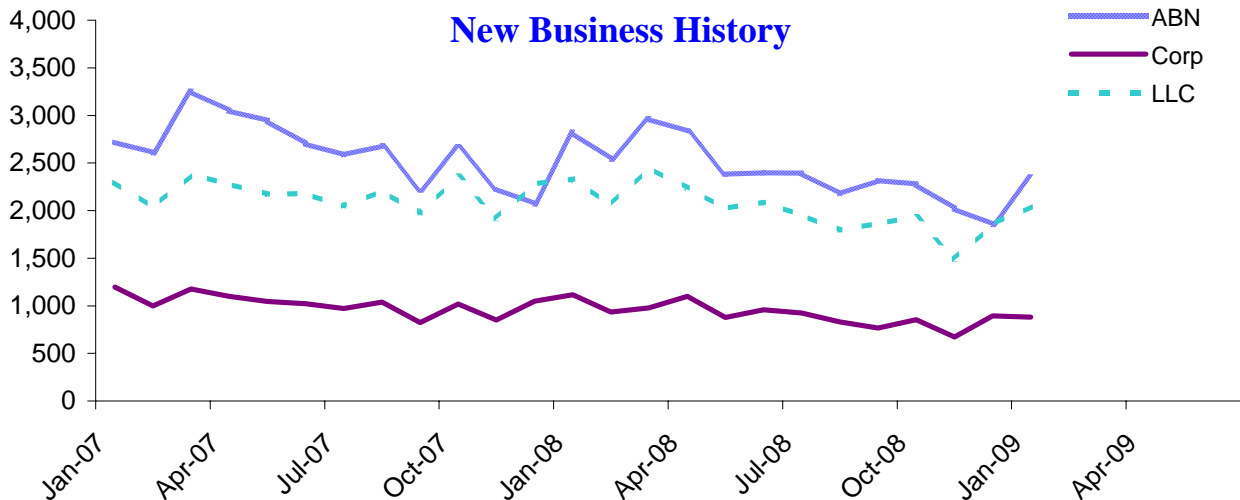


Business Report

Monthly update from Oregon's Secretary of State Kate Brown

New Business Applications

Business Type	Latest Month	Previous Month	12 Months Ago	Change Year Ago
New Oregon Corporations (Domestic & Foreign: Business, Nonprofit, Professional)	880	895	1,117	-21.2%
Assumed Business Names	2,348	1,857	2,821	-16.8%
Limited Liability Companies	2,041	1,854	2,333	-12.5%
Limited Liability Partnerships/Limited Partnerships	15	19	28	-46.4%
Business Registry Total	5,284	4,625	6,299	-16.1%



Total Active Business Filings

Business Type	Latest Month	Previous Month	12 Months Ago	Change Year Ago
Oregon Corporations (Domestic & Foreign: Business, Nonprofit, Professional)	124,494	124,782	125,497	-0.8%
Assumed Business Names	144,275	144,083	146,067	-1.2%
Limited Liability Companies	111,121	110,688	102,835	8.1%
Limited Liability Partnerships/Limited Partnerships	3,796	3,828	3,956	-4.0%
Business Registry Total	383,686	383,381	378,355	1.4%

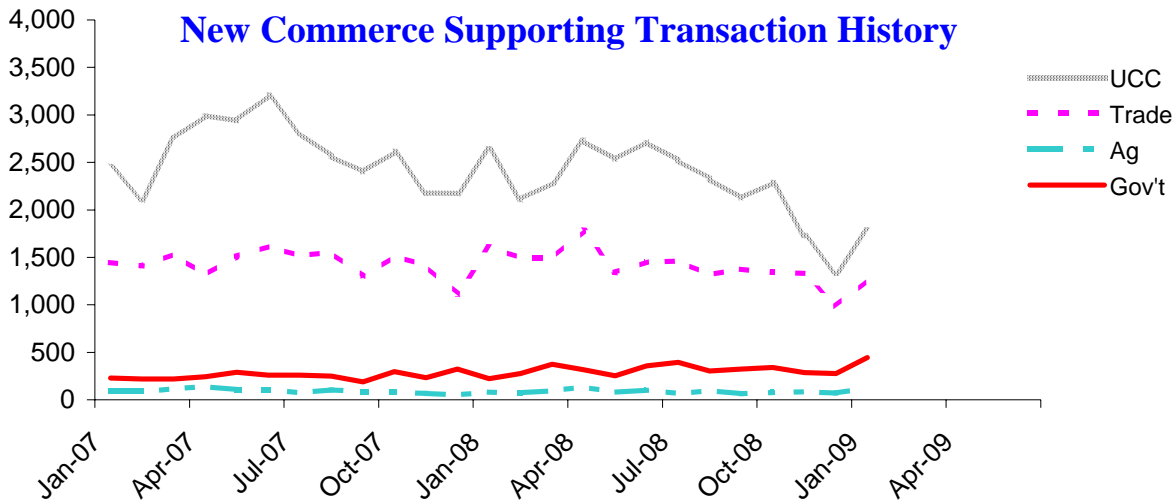


UCC & Notary Report

Monthly update from Oregon's Secretary of State Kate Brown

New Commerce Supporting Transactions

Filing Transaction Type	Latest Month	Previous Month	12 Months Ago	Change Year Ago
Uniform Commercial Code	1,786	1,333	2,638	-32.3%
Agricultural Liens (EFS, ASL, Grain, Ag produce)	121	71	80	51.3%
Government Liens (IRS, Revenue, Employment)	446	277	223	100.0%
Other Liens *	2	3	1	100.0%
Secured Transaction Total	2,355	1,684	2,942	-20.0%
Notary Authentications for International Trade	1,268	984	1,607	-21.1%



Total Active Filings

Filing Transaction Type	Latest Month	Previous Month	12 Months Ago	Change Year Ago
Uniform Commercial Code	159,284	159,501	161,435	-1.3%
Agricultural Liens (EFS, ASL, Grain, Ag produce)	4,896	4,930	5,054	-3.1%
Government Liens (IRS, Revenue, Employment)	16,173	15,889	14,908	8.5%
Other Liens *	343	341	318	7.9%
Secured Transaction Total	180,696	180,661	181,715	-0.6%
Commissioned Notaries Public	46,760	47,030	48,241	-3.1%

* Other Liens include: Transmitting Utility, Hazardous Waste and Public Finance

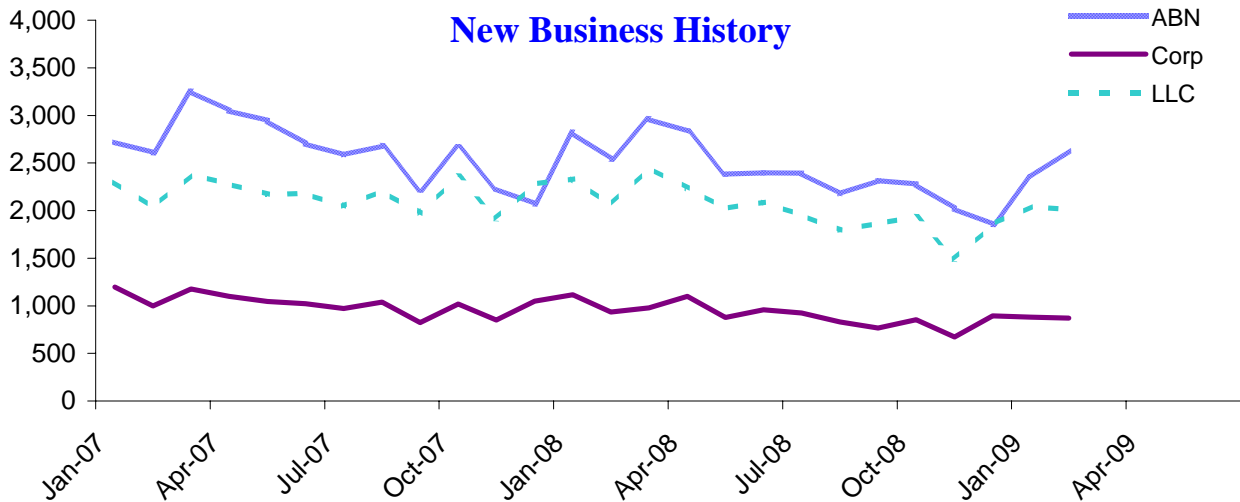


Business Report

Monthly update from Oregon's Secretary of State Kate Brown

New Business Applications

Business Type	Latest Month	Previous Month	12 Months Ago	Change Year Ago
New Oregon Corporations (Domestic & Foreign: Business, Nonprofit, Professional)	871	880	935	-6.8%
Assumed Business Names	2,631	2,348	2,541	3.5%
Limited Liability Companies	2,013	2,041	2,058	-2.2%
Limited Liability Partnerships/Limited Partnerships	18	15	21	-14.3%
Business Registry Total	5,533	5,284	5,555	-0.4%



Total Active Business Filings

Business Type	Latest Month	Previous Month	12 Months Ago	Change Year Ago
Oregon Corporations (Domestic & Foreign: Business, Nonprofit, Professional)	124,355	124,494	125,252	-0.7%
Assumed Business Names	144,008	144,275	145,938	-1.3%
Limited Liability Companies	111,752	111,121	103,782	7.7%
Limited Liability Partnerships/Limited Partnerships	3,764	3,796	3,953	-4.8%
Business Registry Total	383,879	383,686	378,925	1.3%

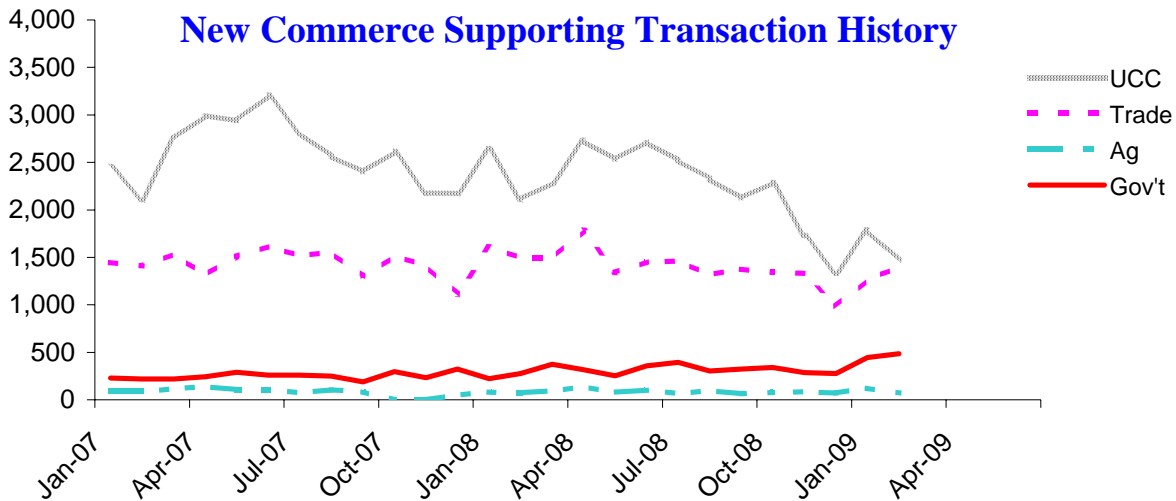


UCC & Notary Report

Monthly update from Oregon's Secretary of State Kate Brown

New Commerce Supporting Transactions

Filing Transaction Type	Latest Month	Previous Month	12 Months Ago	Change Year Ago
Uniform Commercial Code	1,468	1,786	2,109	-30.4%
Agricultural Liens (EFS, ASL, Grain, Ag produce)	72	121	73	-1.4%
Government Liens (IRS, Revenue, Employment)	485	446	276	75.7%
Other Liens *	3	2	5	-40.0%
Secured Transaction Total	2,028	2,355	2,463	-17.7%
Notary Authentications for International Trade	1,394	1,268	1,493	-6.6%



Total Active Filings

Filing Transaction Type	Latest Month	Previous Month	12 Months Ago	Change Year Ago
Uniform Commercial Code	158,204	159,284	161,227	-1.9%
Agricultural Liens (EFS, ASL, Grain, Ag produce)	4,811	4,896	5,002	-3.8%
Government Liens (IRS, Revenue, Employment)	16,517	16,173	14,569	13.4%
Other Liens *	343	343	318	7.9%
Secured Transaction Total	179,875	180,696	181,116	-0.7%
Commissioned Notaries Public	46,666	46,760	48,189	-3.2%

* Other Liens include: Transmitting Utility, Hazardous Waste and Public Finance

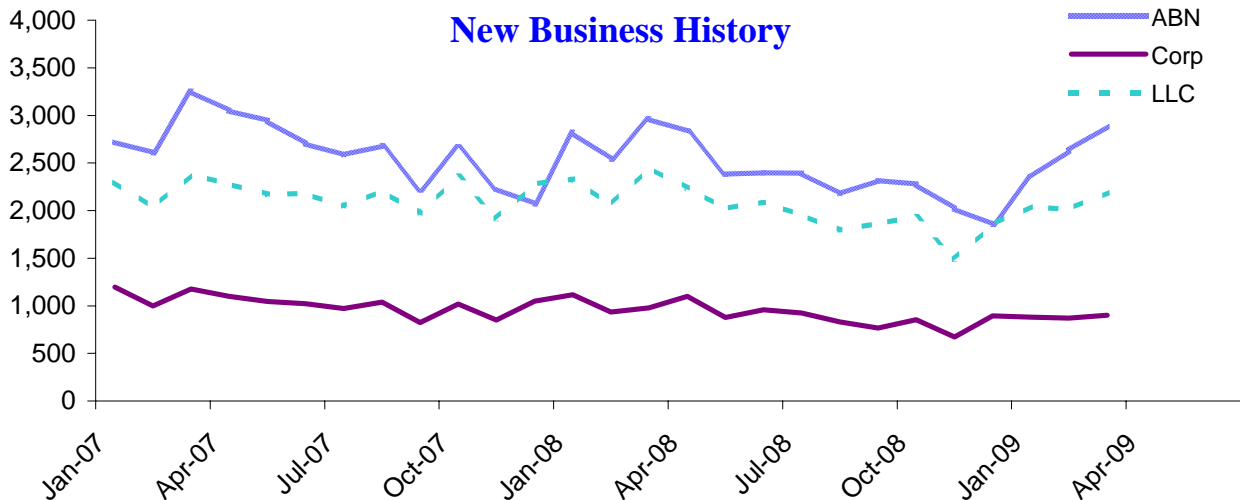


Business Report

Monthly update from Oregon's Secretary of State Kate Brown

New Business Applications

Business Type	Latest Month	Previous Month	12 Months Ago	Change Year Ago
New Oregon Corporations (Domestic & Foreign: Business, Nonprofit, Professional)	902	871	978	-7.8%
Assumed Business Names	2,887	2,631	2,963	-2.6%
Limited Liability Companies	2,187	2,013	2,450	-10.7%
Limited Liability Partnerships/Limited Partnerships	16	18	26	-38.5%
Business Registry Total	5,992	5,533	6,417	-6.6%



Total Active Business Filings

Business Type	Latest Month	Previous Month	12 Months Ago	Change Year Ago
Oregon Corporations (Domestic & Foreign: Business, Nonprofit, Professional)	124,276	124,355	125,487	-1.0%
Assumed Business Names	143,994	144,008	146,209	-1.5%
Limited Liability Companies	112,442	111,752	105,110	7.0%
Limited Liability Partnerships/Limited Partnerships	3,761	3,764	3,957	-5.0%
Business Registry Total	384,473	383,879	380,763	1.0%

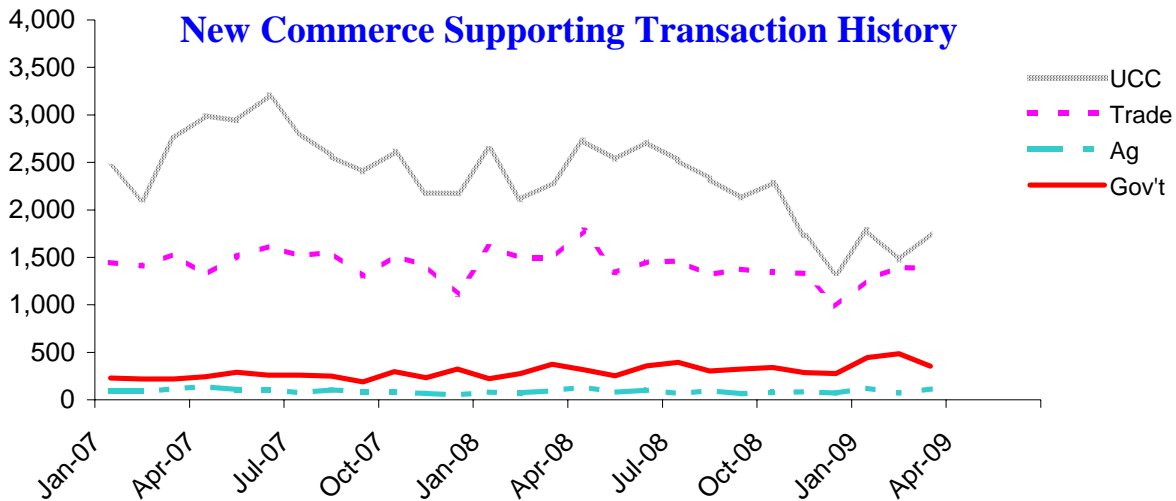


UCC & Notary Report

Monthly update from Oregon's Secretary of State Kate Brown

New Commerce Supporting Transactions

Filing Transaction Type	Latest Month	Previous Month	12 Months Ago	Change Year Ago
Uniform Commercial Code	1,753	1,468	2,283	-23.2%
Agricultural Liens (EFS, ASL, Grain, Ag produce)	114	72	95	20.0%
Government Liens (IRS, Revenue, Employment)	355	485	374	-5.1%
Other Liens *	2	3	10	-80.0%
Secured Transaction Total	2,224	2,028	2,762	-19.5%
Notary Authentications for International Trade	1,383	1,394	1,485	-6.9%



Total Active Filings

Filing Transaction Type	Latest Month	Previous Month	12 Months Ago	Change Year Ago
Uniform Commercial Code	157,803	158,204	159,583	-1.1%
Agricultural Liens (EFS, ASL, Grain, Ag produce)	4,726	4,811	4,937	-4.3%
Government Liens (IRS, Revenue, Employment)	16,699	16,517	14,628	14.2%
Other Liens *	343	343	328	4.6%
Secured Transaction Total	179,571	179,875	179,476	0.1%
Commissioned Notaries Public	46,512	46,666	48,089	-3.3%

* Other Liens include: Transmitting Utility, Hazardous Waste and Public Finance

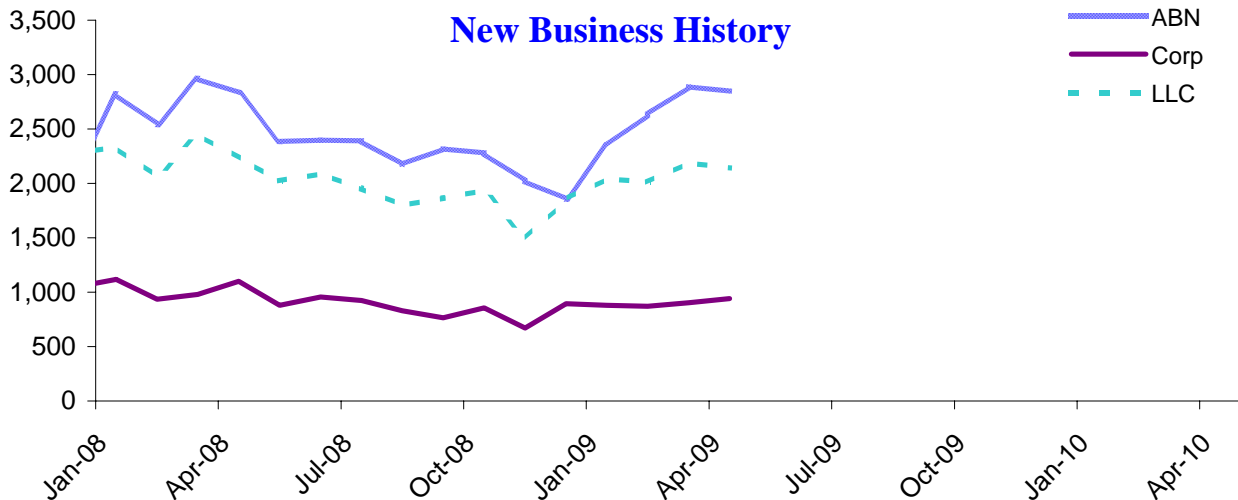


Business Report

Monthly update from Oregon's Secretary of State Kate Brown

New Business Applications

Business Type	Latest Month	Previous Month	12 Months Ago	Change Year Ago
New Oregon Corporations (Domestic & Foreign: Business, Nonprofit, Professional)	942	902	1,099	-14.3%
Assumed Business Names	2,846	2,887	2,832	0.5%
Limited Liability Companies	2,140	2,187	2,234	-4.2%
Limited Liability Partnerships/Limited Partnerships	21	16	24	-12.5%
Business Registry Total	5,949	5,992	6,189	-3.9%



Total Active Business Filings

Business Type	Latest Month	Previous Month	12 Months Ago	Change Year Ago
Oregon Corporations (Domestic & Foreign: Business, Nonprofit, Professional)	124,355	124,276	125,775	-1.1%
Assumed Business Names	143,122	143,994	146,205	-2.1%
Limited Liability Companies	113,117	112,442	106,277	6.4%
Limited Liability Partnerships/Limited Partnerships	3,739	3,761	3,958	-5.5%
Business Registry Total	384,333	384,473	382,215	0.6%

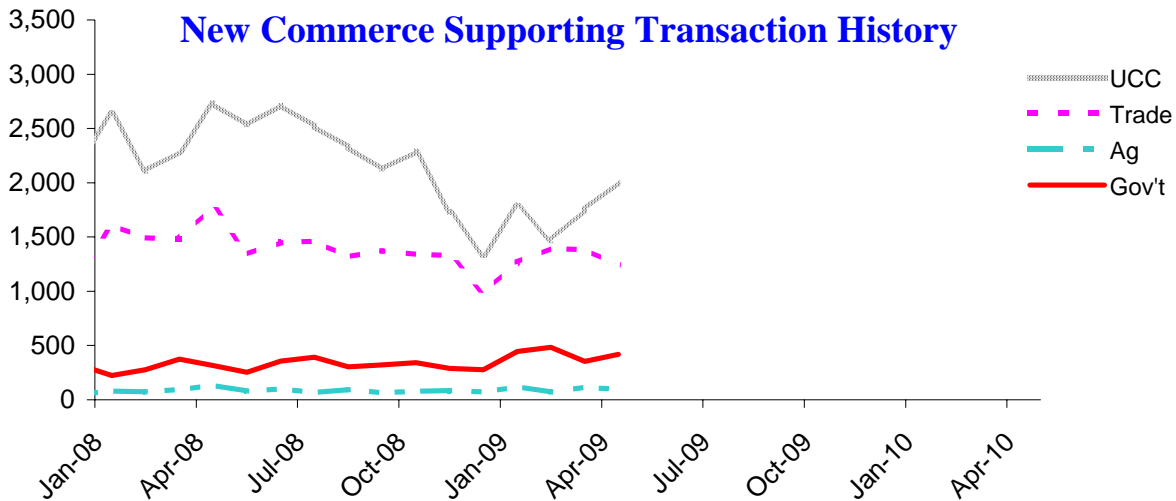


UCC & Notary Report

Monthly update from Oregon's Secretary of State Kate Brown

New Commerce Supporting Transactions

Filing Transaction Type	Latest Month	Previous Month	12 Months Ago	Change Year Ago
Uniform Commercial Code	2,006	1,753	2,730	-26.5%
Agricultural Liens (EFS, ASL, Grain, Ag produce)	97	114	134	-27.6%
Government Liens (IRS, Revenue, Employment)	419	355	316	32.6%
Other Liens *	2	2	15	-86.7%
Secured Transaction Total	2,524	2,224	3,195	-21.0%
Notary Authentications for International Trade	1,242	1,383	1,783	-30.3%



Total Active Filings

Filing Transaction Type	Latest Month	Previous Month	12 Months Ago	Change Year Ago
Uniform Commercial Code	157,163	157,803	161,155	-2.5%
Agricultural Liens (EFS, ASL, Grain, Ag produce)	4,716	4,726	5,016	-6.0%
Government Liens (IRS, Revenue, Employment)	16,987	16,699	14,838	14.5%
Other Liens *	343	343	347	-1.2%
Secured Transaction Total	179,209	179,571	181,356	-1.2%
Commissioned Notaries Public	46,357	46,512	48,018	-3.5%

* Other Liens include: Transmitting Utility, Hazardous Waste and Public Finance

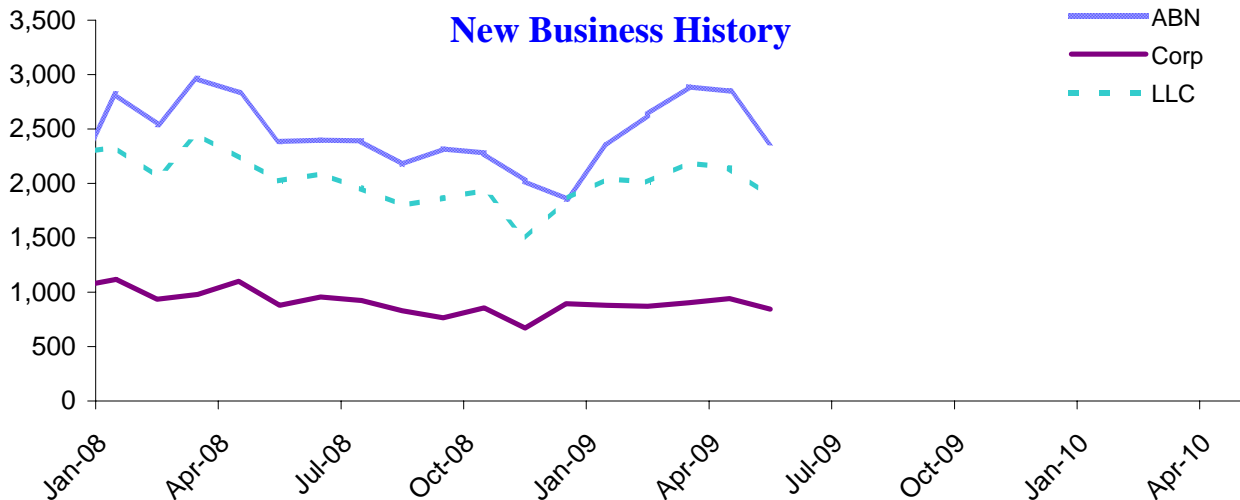


Business Report

Monthly update from Oregon's Secretary of State Kate Brown

New Business Applications

Business Type	Latest Month	Previous Month	12 Months Ago	Change Year Ago
New Oregon Corporations (Domestic & Foreign: Business, Nonprofit, Professional)	844	942	878	-3.9%
Assumed Business Names	2,373	2,846	2,384	-0.5%
Limited Liability Companies	1,880	2,140	2,024	-7.1%
Limited Liability Partnerships/Limited Partnerships	12	21	19	-36.8%
Business Registry Total	5,109	5,949	5,305	-3.7%



Total Active Business Filings

Business Type	Latest Month	Previous Month	12 Months Ago	Change Year Ago
Oregon Corporations (Domestic & Foreign: Business, Nonprofit, Professional)	123,878	124,355	125,396	-1.2%
Assumed Business Names	142,658	143,122	145,447	-1.9%
Limited Liability Companies	112,828	113,117	106,762	5.7%
Limited Liability Partnerships/Limited Partnerships	3,733	3,739	3,938	-5.2%
Business Registry Total	383,097	384,333	381,543	0.4%

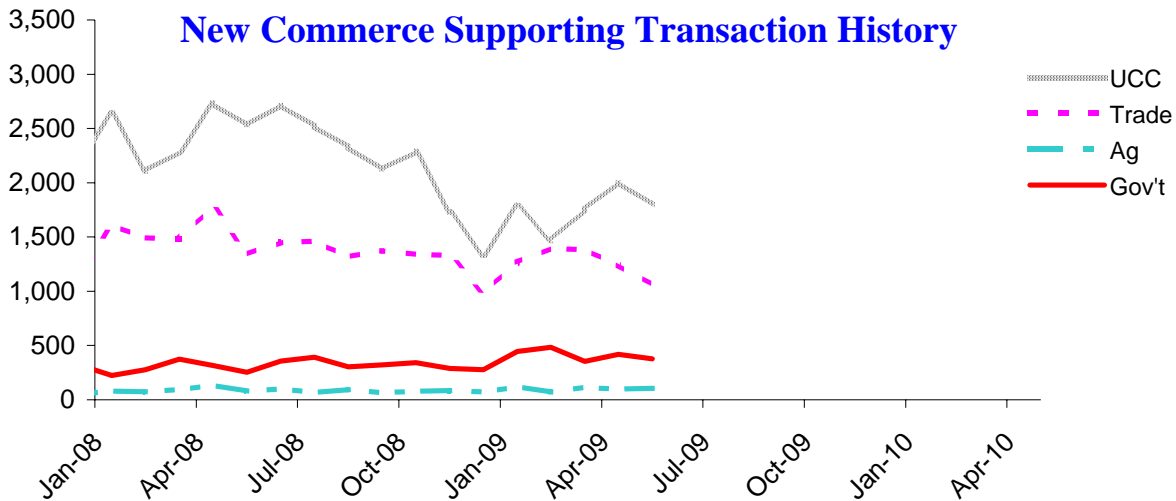


UCC & Notary Report

Monthly update from Oregon's Secretary of State Kate Brown

New Commerce Supporting Transactions

Filing Transaction Type	Latest Month	Previous Month	12 Months Ago	Change Year Ago
Uniform Commercial Code	1,799	2,006	2,531	-28.9%
Agricultural Liens (EFS, ASL, Grain, Ag produce)	107	97	81	32.1%
Government Liens (IRS, Revenue, Employment)	377	419	253	49.0%
Other Liens *	4	2	3	33.3%
Secured Transaction Total	2,287	2,524	2,868	-20.3%
Notary Authentications for International Trade	1,057	1,242	1,342	-21.2%



Total Active Filings

Filing Transaction Type	Latest Month	Previous Month	12 Months Ago	Change Year Ago
Uniform Commercial Code	155,565	157,163	160,928	-3.3%
Agricultural Liens (EFS, ASL, Grain, Ag produce)	4,683	4,716	5,011	-6.5%
Government Liens (IRS, Revenue, Employment)	17,232	16,987	14,830	16.2%
Other Liens *	346	343	337	2.7%
Secured Transaction Total	177,826	179,209	181,106	-1.8%
Commissioned Notaries Public	46,233	46,357	47,811	-3.3%

* Other Liens include: Transmitting Utility, Hazardous Waste and Public Finance

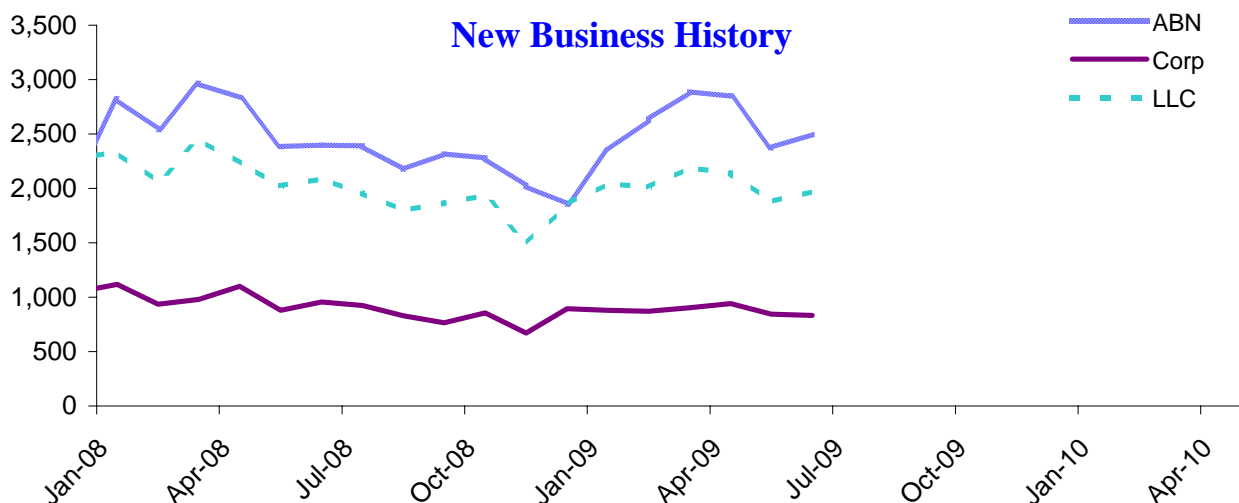


Business Report

Monthly update from Oregon's Secretary of State Kate Brown

New Business Applications

Business Type	Latest Month	Previous Month	12 Months Ago	Change Year Ago
New Oregon Corporations (Domestic & Foreign: Business, Nonprofit, Professional)	831	844	957	-13.2%
Assumed Business Names	2,496	2,373	2,397	4.1%
Limited Liability Companies	1,972	1,880	2,089	-5.6%
Limited Liability Partnerships/Limited Partnerships	14	12	21	-33.3%
Business Registry Total	5,313	5,109	5,464	-2.8%



Total Active Business Filings

Business Type	Latest Month	Previous Month	12 Months Ago	Change Year Ago
Oregon Corporations (Domestic & Foreign: Business, Nonprofit, Professional)	123,914	123,878	125,480	-1.2%
Assumed Business Names	142,443	142,658	145,462	-2.1%
Limited Liability Companies	113,281	112,828	107,646	5.2%
Limited Liability Partnerships/Limited Partnerships	3,734	3,733	3,937	-5.2%
Business Registry Total	383,372	383,097	382,525	0.2%

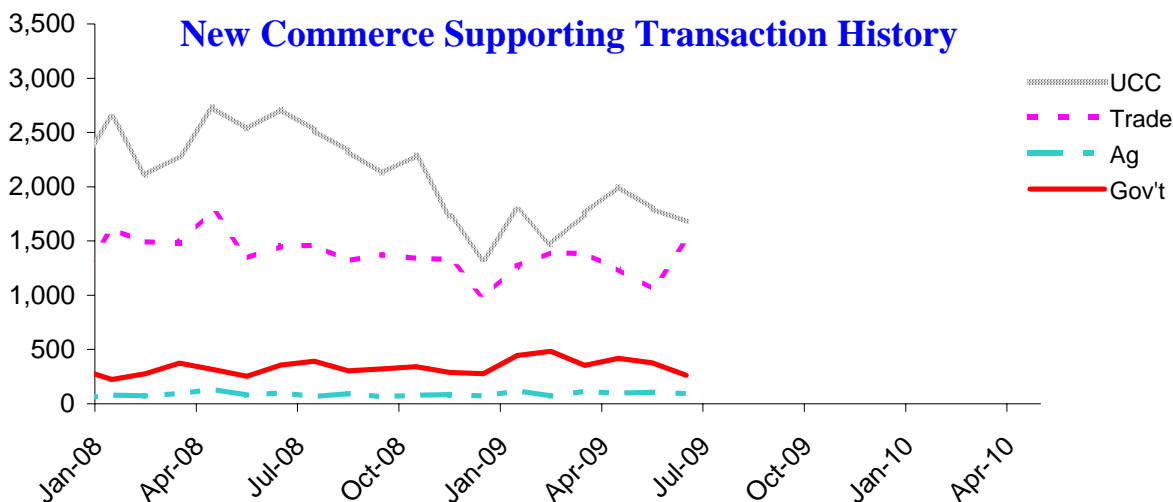


UCC & Notary Report

Monthly update from Oregon's Secretary of State Kate Brown

New Commerce Supporting Transactions

Filing Transaction Type	Latest Month	Previous Month	12 Months Ago	Change Year Ago
Uniform Commercial Code	1,678	1,799	2,717	-38.2%
Agricultural Liens (EFS, ASL, Grain, Ag produce)	95	107	100	-5.0%
Government Liens (IRS, Revenue, Employment)	263	377	358	-26.5%
Other Liens *	3	4	4	-25.0%
Secured Transaction Total	2,039	2,287	3,179	-35.9%
Notary Authentications for International Trade	1,492	1,057	1,452	2.8%



Total Active Filings

Filing Transaction Type	Latest Month	Previous Month	12 Months Ago	Change Year Ago
Uniform Commercial Code	153,734	155,565	160,988	-4.5%
Agricultural Liens (EFS, ASL, Grain, Ag produce)	4,685	4,683	5,036	-7.0%
Government Liens (IRS, Revenue, Employment)	17,431	17,232	14,929	16.8%
Other Liens *	347	346	338	2.7%
Secured Transaction Total	176,197	177,826	181,291	-2.8%
Commissioned Notaries Public	46,093	46,233	47,638	-3.2%

* Other Liens include: Transmitting Utility, Hazardous Waste and Public Finance

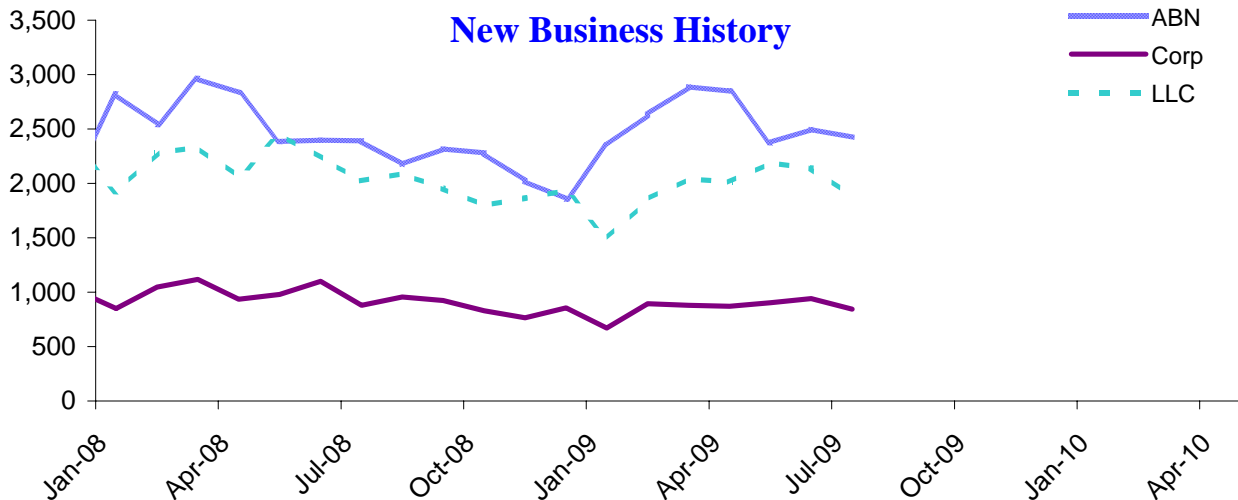


Business Report

Monthly update from Oregon's Secretary of State Kate Brown

New Business Applications

Business Type	Latest Month	Previous Month	12 Months Ago	Change Year Ago
New Oregon Corporations (Domestic & Foreign: Business, Nonprofit, Professional)	824	831	923	-10.7%
Assumed Business Names	2,424	2,496	2,392	1.3%
Limited Liability Companies	1,856	1,972	1,952	-4.9%
Limited Liability Partnerships/Limited Partnerships	13	14	17	-23.5%
Business Registry Total	5,117	5,313	5,284	-3.2%



Total Active Business Filings

Business Type	Latest Month	Previous Month	12 Months Ago	Change Year Ago
Oregon Corporations (Domestic & Foreign: Business, Nonprofit, Professional)	123,589	123,914	125,596	-1.6%
Assumed Business Names	141,885	142,443	145,132	-2.2%
Limited Liability Companies	113,410	113,281	108,544	4.5%
Limited Liability Partnerships/Limited Partnerships	3,721	3,734	3,931	-5.3%
Business Registry Total	382,605	383,372	383,203	-0.2%

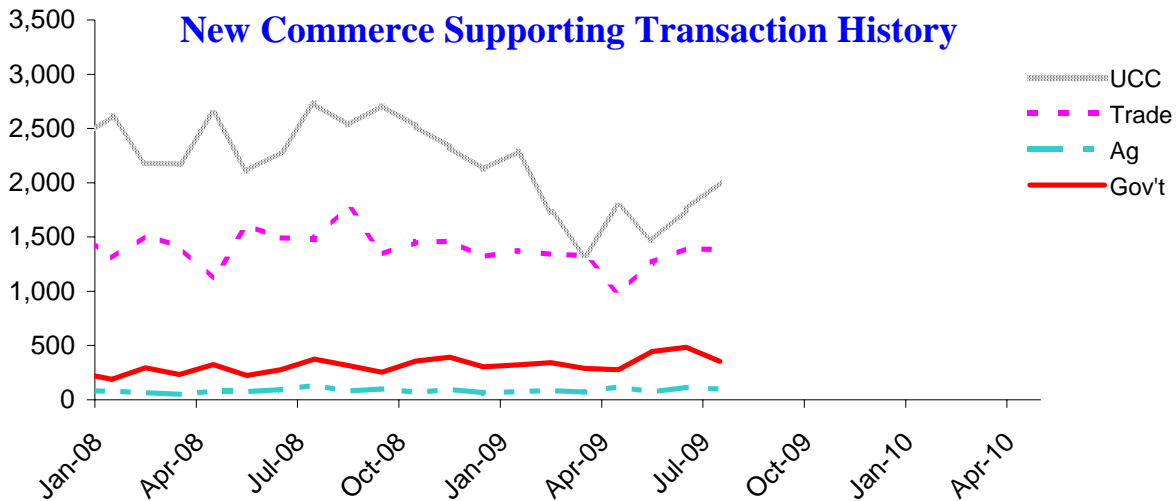


UCC & Notary Report

Monthly update from Oregon's Secretary of State Kate Brown

New Commerce Supporting Transactions

Filing Transaction Type	Latest Month	Previous Month	12 Months Ago	Change Year Ago
Uniform Commercial Code	2,085	1,678	2,522	-17.3%
Agricultural Liens (EFS, ASL, Grain, Ag produce)	142	95	69	105.8%
Government Liens (IRS, Revenue, Employment)	383	263	393	-2.5%
Other Liens *	2	3	2	0.0%
Secured Transaction Total	2,612	2,039	2,986	-12.5%
Notary Authentications for International Trade	1,557	1,492	1,460	6.6%



Total Active Filings

Filing Transaction Type	Latest Month	Previous Month	12 Months Ago	Change Year Ago
Uniform Commercial Code	156,922	153,734	160,747	-2.4%
Agricultural Liens (EFS, ASL, Grain, Ag produce)	4,709	4,685	5,019	-6.2%
Government Liens (IRS, Revenue, Employment)	17,660	17,431	15,123	16.8%
Other Liens *	464	347	338	37.3%
Secured Transaction Total	179,755	176,197	181,227	-0.8%
Commissioned Notaries Public	45,792	46,093	47,464	-3.5%

* Other Liens include: Transmitting Utility, Hazardous Waste and Public Finance

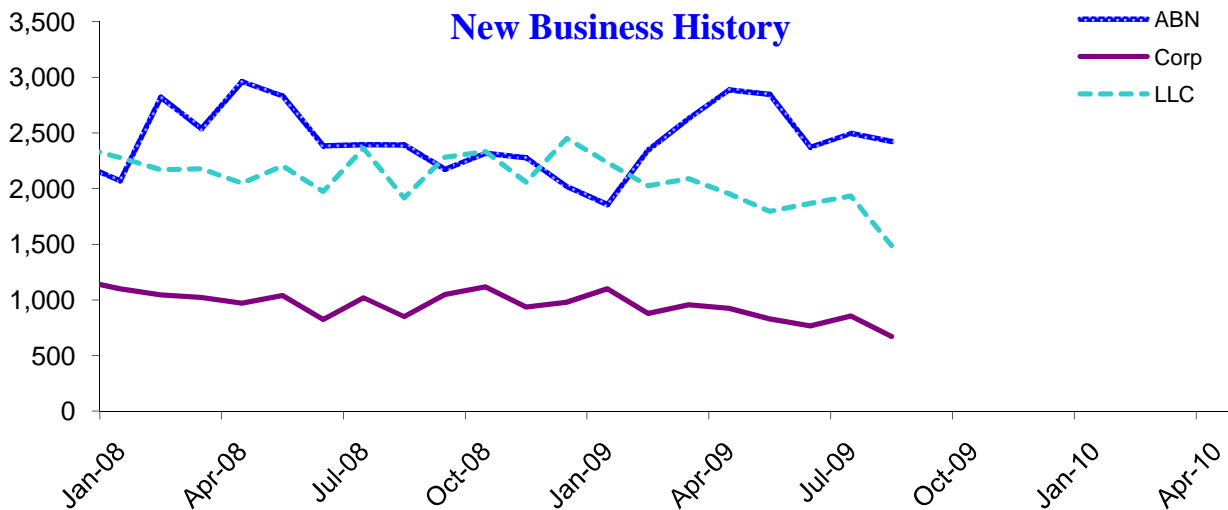


Business Report

Monthly update from Oregon's Secretary of State Kate Brown

New Business Applications

Business Type	Latest Month	Previous Month	12 Months Ago	Change Year Ago
New Oregon Corporations (Domestic & Foreign: Business, Nonprofit, Professional)	758	824	830	-8.7%
Assumed Business Names	2,377	2,424	2,175	9.3%
Limited Liability Companies	1,760	1,856	1,796	-2.0%
Limited Liability Partnerships/Limited Partnerships	16	13	19	-15.8%
Business Registry Total	4,911	5,117	4,820	1.9%



Total Active Business Filings

Business Type	Latest Month	Previous Month	12 Months Ago	Change Year Ago
Oregon Corporations (Domestic & Foreign: Business, Nonprofit, Professional)	123,442	123,589	125,289	-1.5%
Assumed Business Names	141,740	141,885	144,970	-2.2%
Limited Liability Companies	113,647	113,410	108,832	4.4%
Limited Liability Partnerships/Limited Partnerships	3,721	3,721	3,898	-4.5%
Business Registry Total	382,550	382,605	382,989	-0.1%

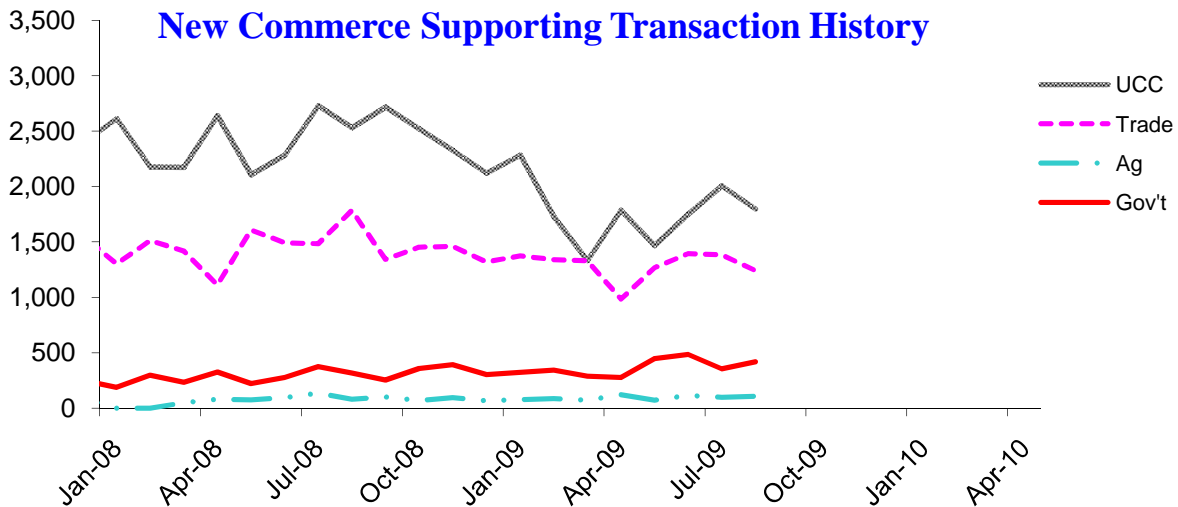


UCC & Notary Report

Monthly update from Oregon's Secretary of State Kate Brown

New Commerce Supporting Transactions

Filing Transaction Type	Latest Month	Previous Month	12 Months Ago	Change Year Ago
Uniform Commercial Code	1,695	2,085	2,328	-27.2%
Agricultural Liens (EFS, ASL, Grain, Ag produce)	97	142	95	2.1%
Government Liens (IRS, Revenue, Employment)	354	383	303	16.8%
Other Liens *	1	2	1	0.0%
Secured Transaction Total	2,147	2,612	2,727	-21.3%
Notary Authentications for International Trade	1,182	1,557	1,318	-10.3%



Total Active Filings

Filing Transaction Type	Latest Month	Previous Month	12 Months Ago	Change Year Ago
Uniform Commercial Code	156,438	156,922	160,248	-2.4%
Agricultural Liens (EFS, ASL, Grain, Ag produce)	4,666	4,709	5,030	-7.2%
Government Liens (IRS, Revenue, Employment)	17,666	17,660	15,298	15.5%
Other Liens *	343	342	338	1.5%
Secured Transaction Total	179,113	179,633	180,914	-1.0%
Commissioned Notaries Public	45,445	45,792	47,468	-4.3%

* Other Liens include: Transmitting Utility, Hazardous Waste and Public Finance

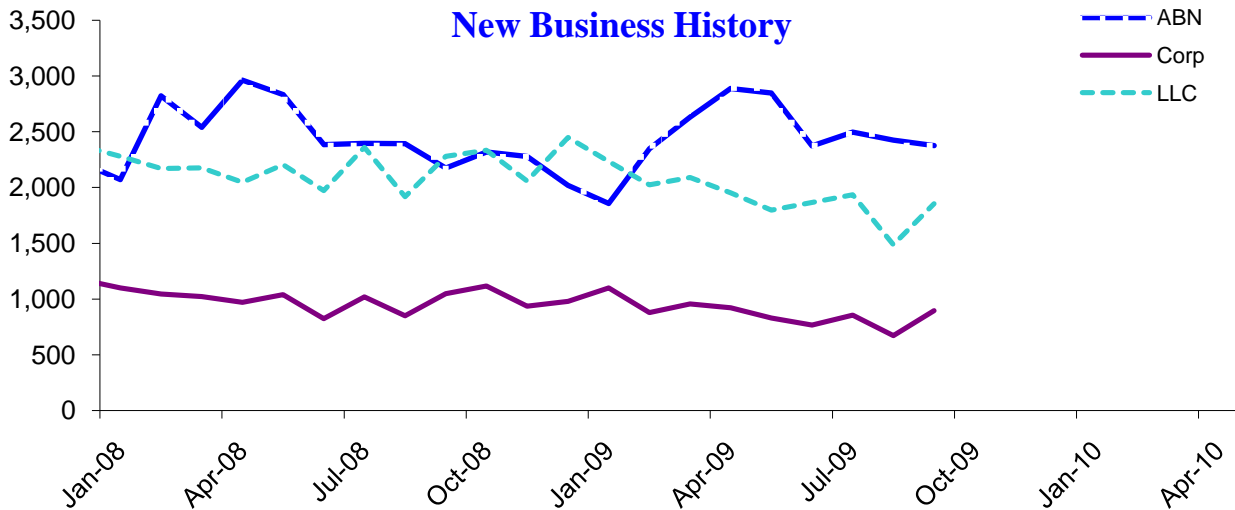


Business Report

Monthly update from Oregon's Secretary of State Kate Brown

New Business Applications

Business Type	Latest Month	Previous Month	12 Months Ago	Change Year Ago
New Oregon Corporations (Domestic & Foreign: Business, Nonprofit, Professional)	838	758	766	9.4%
Assumed Business Names	2,425	2,377	2,317	4.7%
Limited Liability Companies	1,892	1,760	1,866	1.4%
Limited Liability Partnerships/Limited Partnerships	14	16	22	-36.4%
Business Registry Total	5,169	4,911	4,971	4.0%



Total Active Business Filings

Business Type	Latest Month	Previous Month	12 Months Ago	Change Year Ago
Oregon Corporations (Domestic & Foreign: Business, Nonprofit, Professional)	123,443	123,442	125,275	-1.5%
Assumed Business Names	141,827	141,740	145,319	-2.4%
Limited Liability Companies	114,318	113,647	109,623	4.3%
Limited Liability Partnerships/Limited Partnerships	3,717	3,721	3,897	-4.6%
Business Registry Total	383,305	382,550	384,114	-0.2%

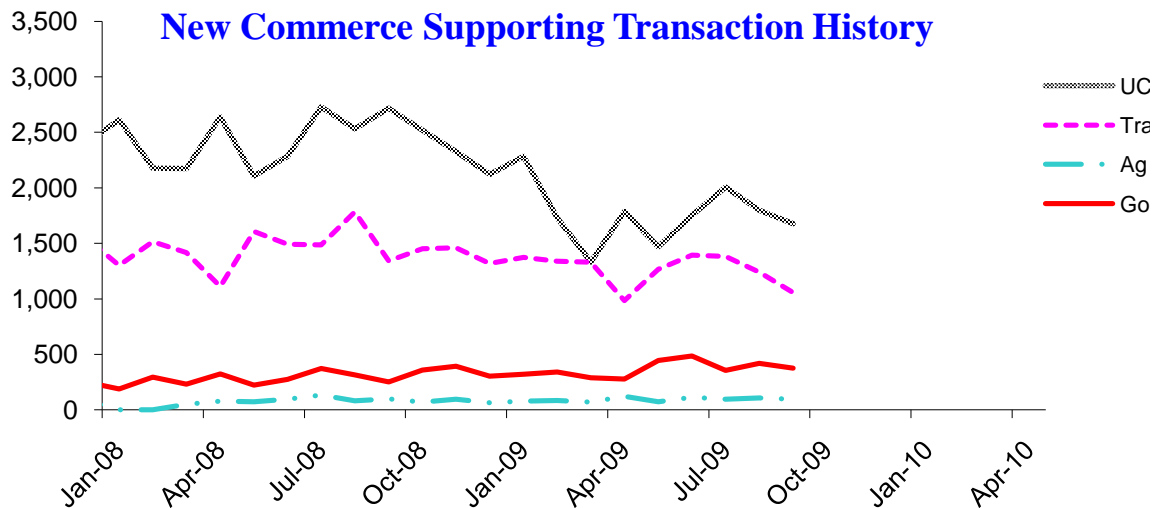


UCC & Notary Report

Monthly update from Oregon's Secretary of State Kate Brown

New Commerce Supporting Transactions

Filing Transaction Type	Latest Month	Previous Month	12 Months Ago	Change Year Ago
Uniform Commercial Code	1,670	1,695	2,122	-21.3%
Agricultural Liens (EFS, ASL, Grain, Ag produce)	81	97	65	24.6%
Government Liens (IRS, Revenue, Employment)	344	354	322	6.8%
Other Liens *	4	1	1	300.0%
Secured Transaction Total	2,099	2,147	2,510	-16.4%
Notary Authentications for International Trade	1,102	1,182	1,374	-19.8%



Total Active Filings

Filing Transaction Type	Latest Month	Previous Month	12 Months Ago	Change Year Ago
Uniform Commercial Code	154,908	156,438	159,833	-3.1%
Agricultural Liens (EFS, ASL, Grain, Ag produce)	5,219	4,666	5,005	4.3%
Government Liens (IRS, Revenue, Employment)	17,900	17,666	15,494	15.5%
Other Liens *	347	343	338	2.7%
Secured Transaction Total	178,374	179,113	180,670	-1.3%
Commissioned Notaries Public	45,141	45,445	47,427	-4.8%

* Other Liens include: Transmitting Utility, Hazardous Waste and Public Finance

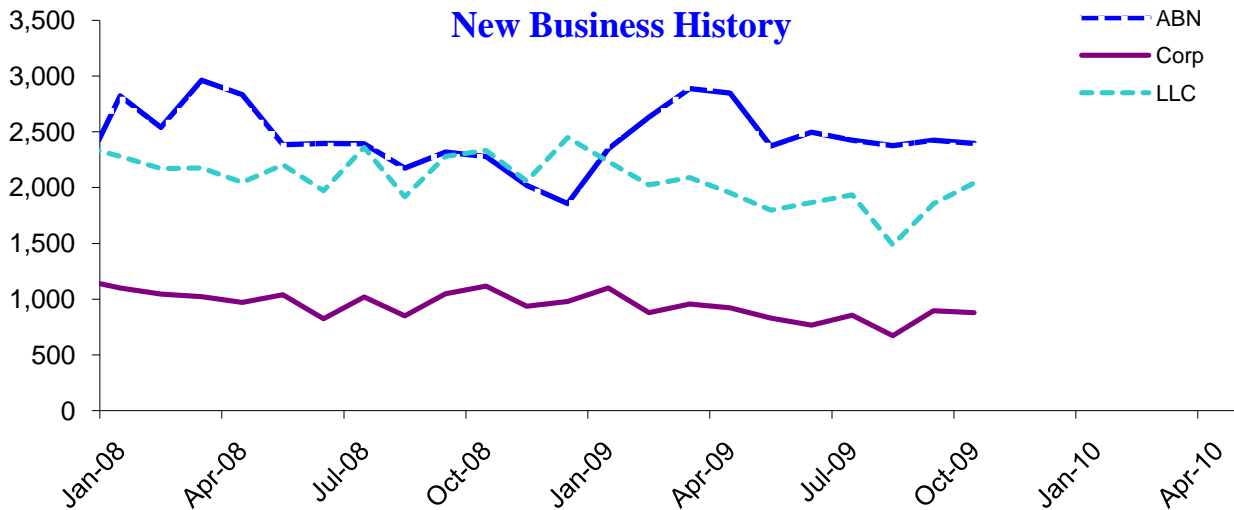


Business Report

Monthly update from Oregon's Secretary of State Kate Brown

New Business Applications

Business Type	Latest Month	Previous Month	12 Months Ago	Change Year Ago
New Oregon Corporations (Domestic & Foreign: Business, Nonprofit, Professional)	766	838	855	-10.4%
Assumed Business Names	2,396	2,425	2,279	5.1%
Limited Liability Companies	1,930	1,892	1,934	-0.2%
Limited Liability Partnerships/Limited Partnerships	23	14	11	109.1%
Business Registry Total	5,115	5,169	5,079	0.7%



Total Active Business Filings

Business Type	Latest Month	Previous Month	12 Months Ago	Change Year Ago
Oregon Corporations (Domestic & Foreign: Business, Nonprofit, Professional)	123,158	123,443	125,121	-1.6%
Assumed Business Names	141,204	141,827	144,796	-2.5%
Limited Liability Companies	114,725	114,318	110,008	4.3%
Limited Liability Partnerships/Limited Partnerships	3,708	3,717	3,870	-4.2%
Business Registry Total	382,795	383,305	383,795	-0.3%

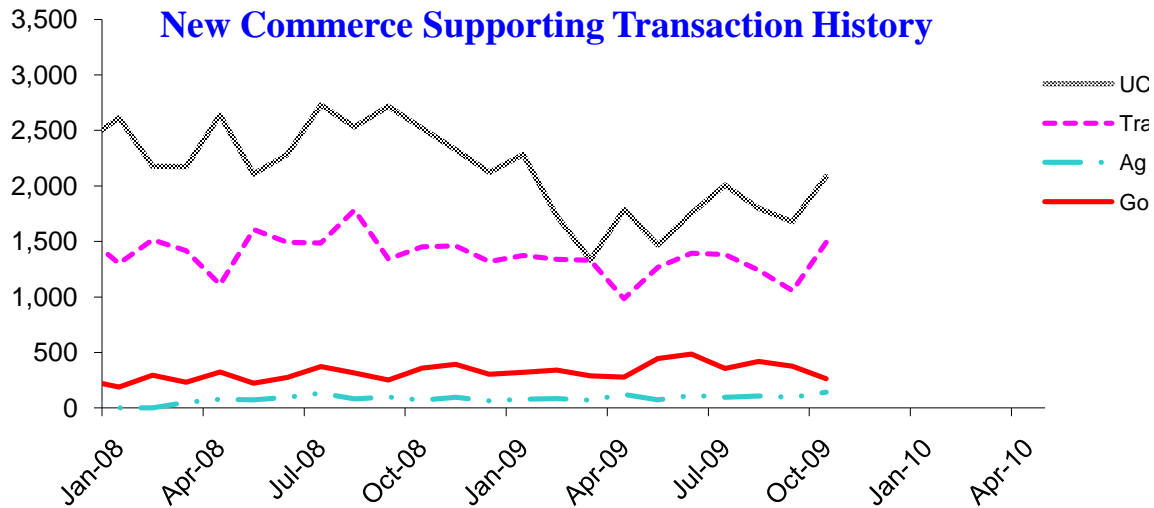


UCC & Notary Report

Monthly update from Oregon's Secretary of State Kate Brown

New Commerce Supporting Transactions

Filing Transaction Type	Latest Month	Previous Month	12 Months Ago	Change Year Ago
Uniform Commercial Code	1,801	1,670	2,284	-21.1%
Agricultural Liens (EFS, ASL, Grain, Ag produce)	128	81	78	64.1%
Government Liens (IRS, Revenue, Employment)	391	344	342	14.3%
Other Liens *	3	4	2	50.0%
Secured Transaction Total	2,323	2,099	2,706	-14.2%
Notary Authentications for International Trade	1,253	1,102	1,340	-6.5%



Total Active Filings

Filing Transaction Type	Latest Month	Previous Month	12 Months Ago	Change Year Ago
Uniform Commercial Code	154,536	154,908	159,433	-3.1%
Agricultural Liens (EFS, ASL, Grain, Ag produce)	5,282	5,219	4,843	9.1%
Government Liens (IRS, Revenue, Employment)	18,230	17,900	15,579	17.0%
Other Liens *	350	347	338	3.6%
Secured Transaction Total	178,398	178,374	180,193	-1.0%
Commissioned Notaries Public	44,692	45,141	47,211	-5.3%

* Other Liens include: Transmitting Utility, Hazardous Waste and Public Finance



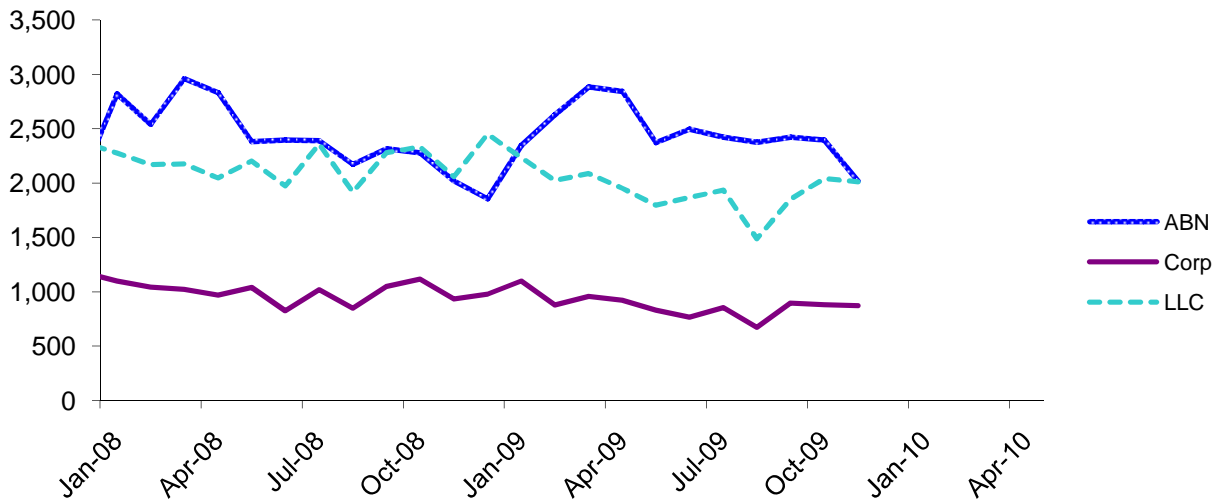
Business Report

Monthly update from Oregon's Secretary of State Kate Brown

New Business Applications

Business Type	Latest Month	Previous Month	12 Months Ago	Change Year Ago
New Oregon Corporations (Domestic & Foreign: Business, Nonprofit, Professional)	720	766	672	7.1%
Assumed Business Names	2,017	2,396	2,020	-0.1%
Limited Liability Companies	1,736	1,930	1,488	16.7%
Limited Liability Partnerships/Limited Partnerships	16	23	12	33.3%
Business Registry Total	4,489	5,115	4,192	7.1%

New Business History



Total Active Business Filings

Business Type	Latest Month	Previous Month	12 Months Ago	Change Year Ago
Oregon Corporations (Domestic & Foreign: Business, Nonprofit, Professional)	123,399	123,158	124,933	-1.2%
Assumed Business Names	140,881	141,204	144,827	-2.7%
Limited Liability Companies	115,521	114,725	110,210	4.8%
Limited Liability Partnerships/Limited Partnerships	3,708	3,708	3,845	-3.6%
Business Registry Total	383,509	382,795	383,815	-0.1%

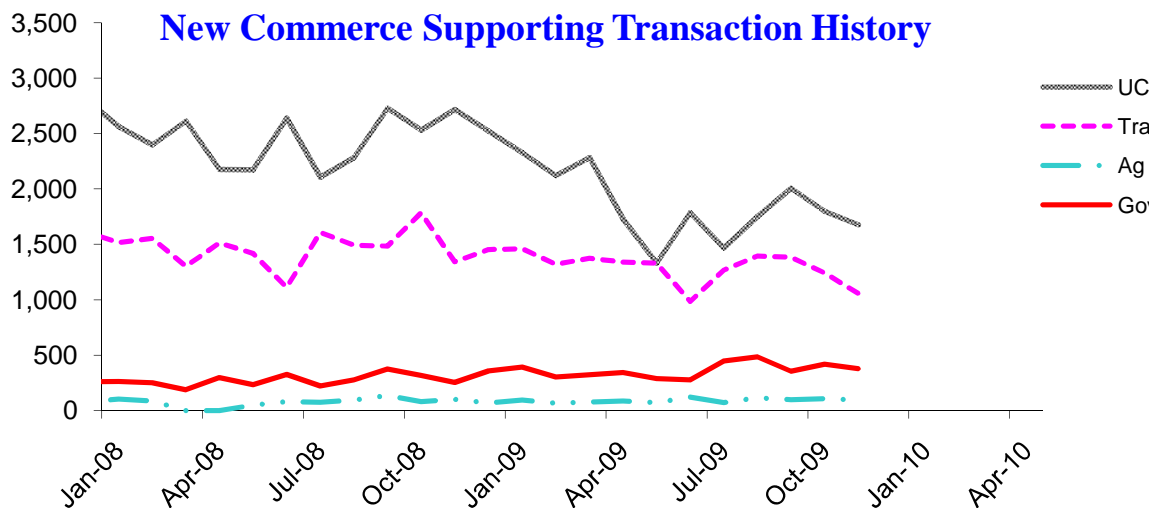


UCC & Notary Report

Monthly update from Oregon's Secretary of State Kate Brown

New Commerce Supporting Transactions

Filing Transaction Type	Latest Month	Previous Month	12 Months Ago	Change Year Ago
Uniform Commercial Code	1,440	1,801	1,730	-16.8%
Agricultural Liens (EFS, ASL, Grain, Ag produce)	63	128	85	-25.9%
Government Liens (IRS, Revenue, Employment)	321	391	288	11.5%
Other Liens *	40	3	2	1900.0%
Secured Transaction Total	1,864	2,323	2,105	-11.4%
Notary Authentications for International Trade	1,106	1,253	1,331	-16.9%



Total Active Filings

Filing Transaction Type	Latest Month	Previous Month	12 Months Ago	Change Year Ago
Uniform Commercial Code	153,038	154,536	160,723	-4.8%
Agricultural Liens (EFS, ASL, Grain, Ag produce)	5,297	5,282	5,038	5.1%
Government Liens (IRS, Revenue, Employment)	18,481	18,230	15,775	17.2%
Other Liens *	387	350	339	14.2%
Secured Transaction Total	177,203	178,398	181,875	-2.6%
Commissioned Notaries Public	44,446	44,692	47,065	-5.6%

* Other Liens include: Transmitting Utility, Hazardous Waste and Public Finance



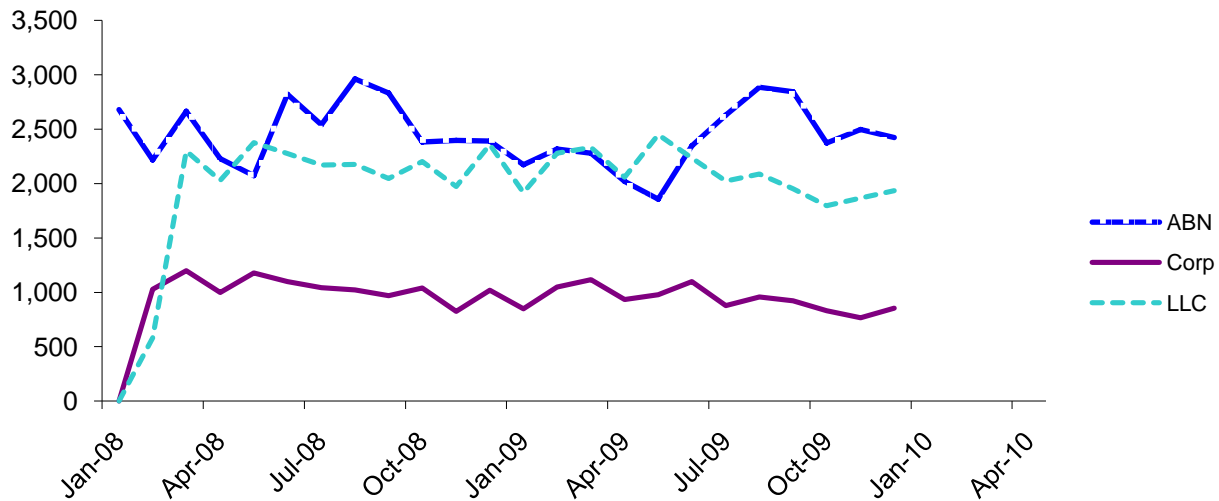
Business Report

Monthly update from Oregon's Secretary of State Kate Brown

New Business Applications

Business Type	Latest Month	Previous Month	12 Months Ago	Change Year Ago
New Oregon Corporations (Domestic & Foreign: Business, Nonprofit, Professional)	881	720	895	-1.6%
Assumed Business Names	1,935	2,017	1,857	4.2%
Limited Liability Companies	1,882	1,736	1,854	1.5%
Limited Liability Partnerships/Limited Partnerships	23	16	19	21.1%
Business Registry Total	4,721	4,489	4,625	2.1%

New Business History



Total Active Business Filings

Business Type	Latest Month	Previous Month	12 Months Ago	Change Year Ago
Oregon Corporations (Domestic & Foreign: Business, Nonprofit, Professional)	122,703	123,399	124,782	-1.7%
Assumed Business Names	140,044	140,881	144,083	-2.8%
Limited Liability Companies	115,338	115,521	110,688	4.2%
Limited Liability Partnerships/Limited Partnerships	3,691	3,708	3,828	-3.6%
Business Registry Total	381,776	383,509	383,381	-0.4%

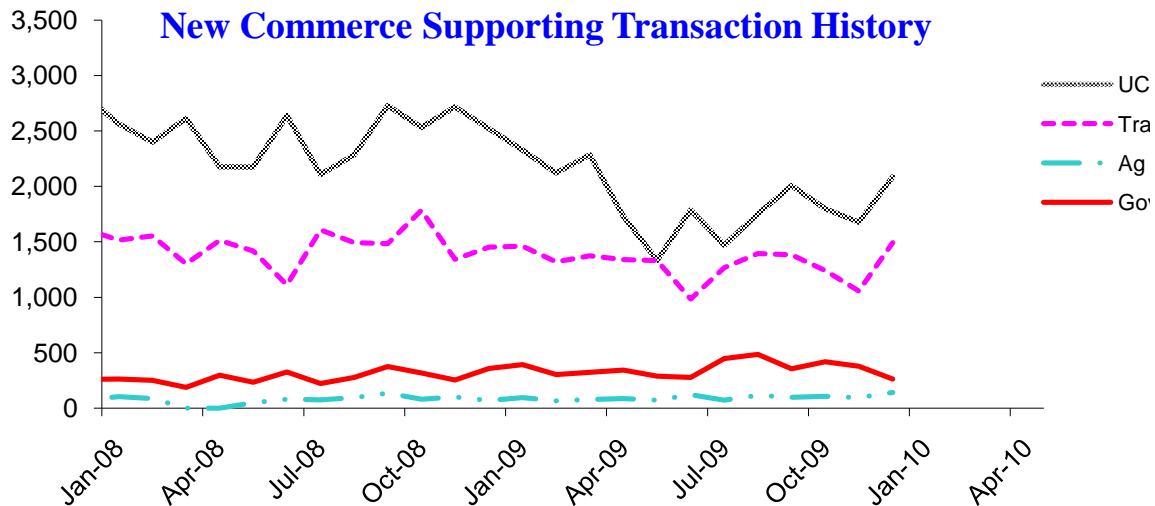


UCC & Notary Report

Monthly update from Oregon's Secretary of State Kate Brown

New Commerce Supporting Transactions

Filing Transaction Type	Latest Month	Previous Month	12 Months Ago	Change Year Ago
Uniform Commercial Code	1,554	1,440	1,333	16.6%
Agricultural Liens (EFS, ASL, Grain, Ag produce)	86	63	71	21.1%
Government Liens (IRS, Revenue, Employment)	380	321	277	37.2%
Other Liens *	26	40	3	766.7%
Secured Transaction Total	2,046	1,864	1,684	21.5%
Notary Authentications for International Trade	1,094	1,106	984	11.2%



Total Active Filings

Filing Transaction Type	Latest Month	Previous Month	12 Months Ago	Change Year Ago
Uniform Commercial Code	151,442	153,038	159,501	-5.1%
Agricultural Liens (EFS, ASL, Grain, Ag produce)	5,333	5,297	4,930	8.2%
Government Liens (IRS, Revenue, Employment)	18,730	18,481	15,889	17.9%
Other Liens *	388	387	341	13.8%
Secured Transaction Total	175,893	177,203	180,661	-2.6%
Commissioned Notaries Public	44,331	44,446	47,030	-5.7%

* Other Liens include: Transmitting Utility, Hazardous Waste and Public Finance