



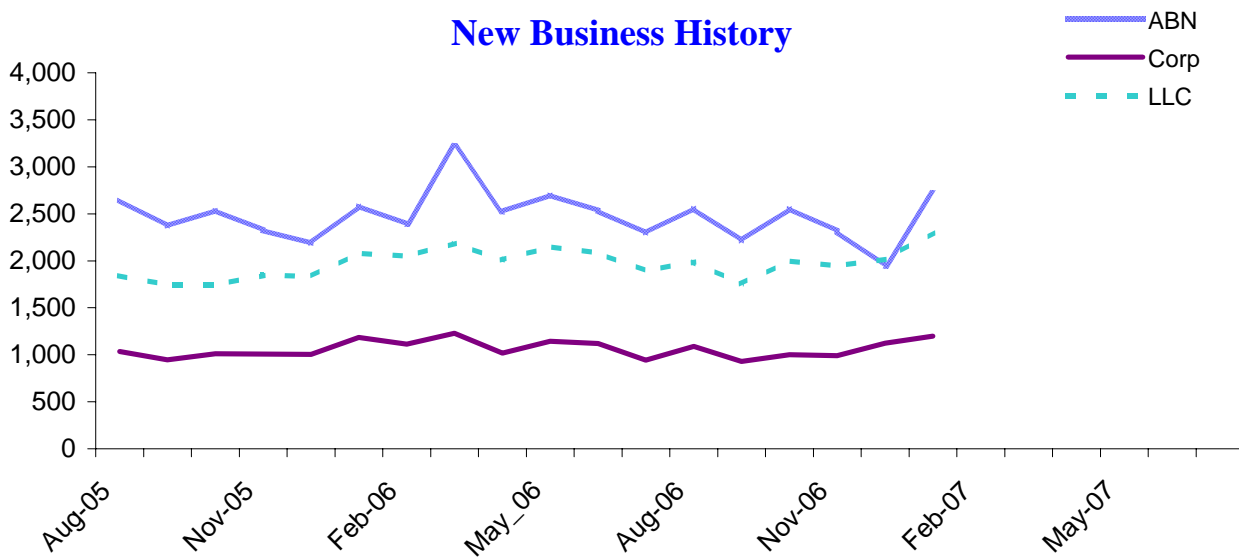
Business Report

Monthly update from Oregon's Secretary of State Bill Bradbury

New Business Applications

Business Type	Latest Month	Previous Month	12 Months Ago	Change Year Ago
New Oregon Corporations (Domestic & Foreign: Business, Nonprofit, Professional)	1,198	1,125	1,184	1.2%
Assumed Business Names	2,720	1,943	2,585	5.2%
Limited Liability Companies	2,299	2,017	2,079	10.6%
Limited Liability Partnerships/Limited Partnerships	49	36	29	69.0%
Business Registry Total	6,266	5,121	5,877	6.6%

New Business History



Total Active Business Filings

Business Type	Latest Month	Previous Month	12 Months Ago	Change Year Ago
Oregon Corporations (Domestic & Foreign: Business, Nonprofit, Professional)	123,544	123,049	120,969	2.1%
Assumed Business Names	146,947	146,239	145,459	1.0%
Limited Liability Companies	88,877	87,418	75,903	17.1%
Limited Liability Partnerships/Limited Partnerships	3,987	3,977	3,978	0.2%
Business Registry Total	363,355	360,683	346,309	4.9%



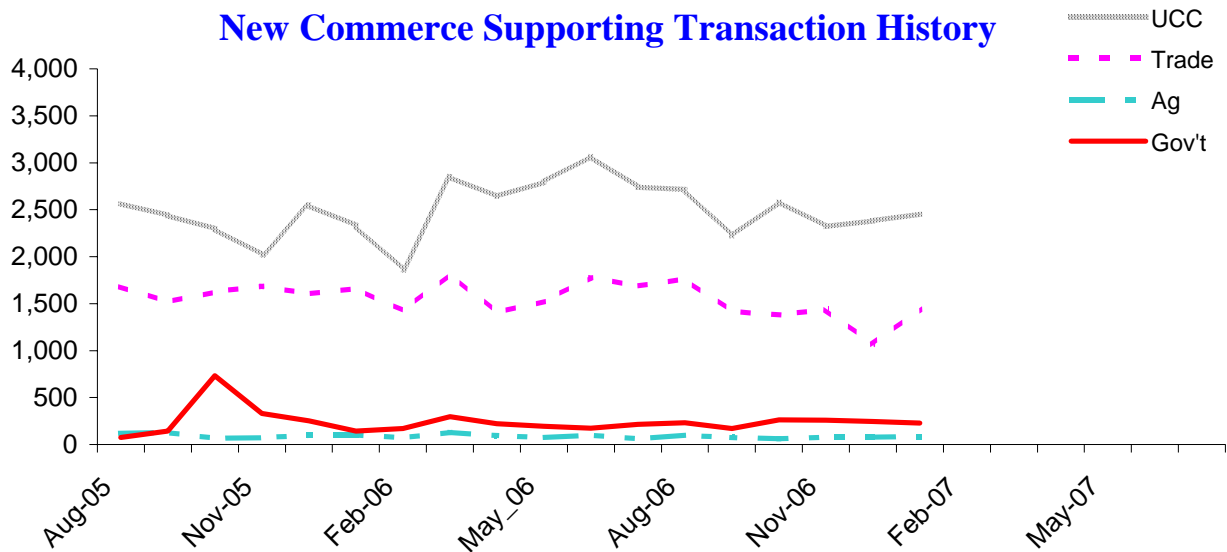
UCC & Notary Report

Monthly update from Oregon's Secretary of State Bill Bradbury

New Commerce Supporting Transactions

Filing Transaction Type	Latest Month	Previous Month	12 Months Ago	Change Year Ago
Uniform Commercial Code	2,452	2,382	2,331	5.2%
Agricultural Liens (EFS, ASL, Grain, Ag produce)	86	80	101	-14.9%
Government Liens (IRS, Revenue, Employment)	228	246	144	58.3%
Other Liens *	13	13	3	333.3%
Secured Transaction Total	2,779	2,721	2,579	7.8%
Notary Authentications for International Trade	1,444	1,067	1,662	-13.1%

New Commerce Supporting Transaction History



Total Active Filings

Filing Transaction Type	Latest Month	Previous Month	12 Months Ago	Change Year Ago
Uniform Commercial Code	158,957	158,954	161,769	-1.7%
Agricultural Liens (EFS, ASL, Grain, Ag produce)	5,378	5,457	5,983	-10.1%
Government Liens (IRS, Revenue, Employment)	14,805	14,776	14,395	2.8%
Other Liens *	1,545	1,541	1,567	-1.4%
Secured Transaction Total	180,685	180,728	183,714	-1.6%
Commissioned Notaries Public	48,270	48,372	47,612	1.4%

* Other Liens include: Transmitting Utility, Hazardous Waste and Public Finance



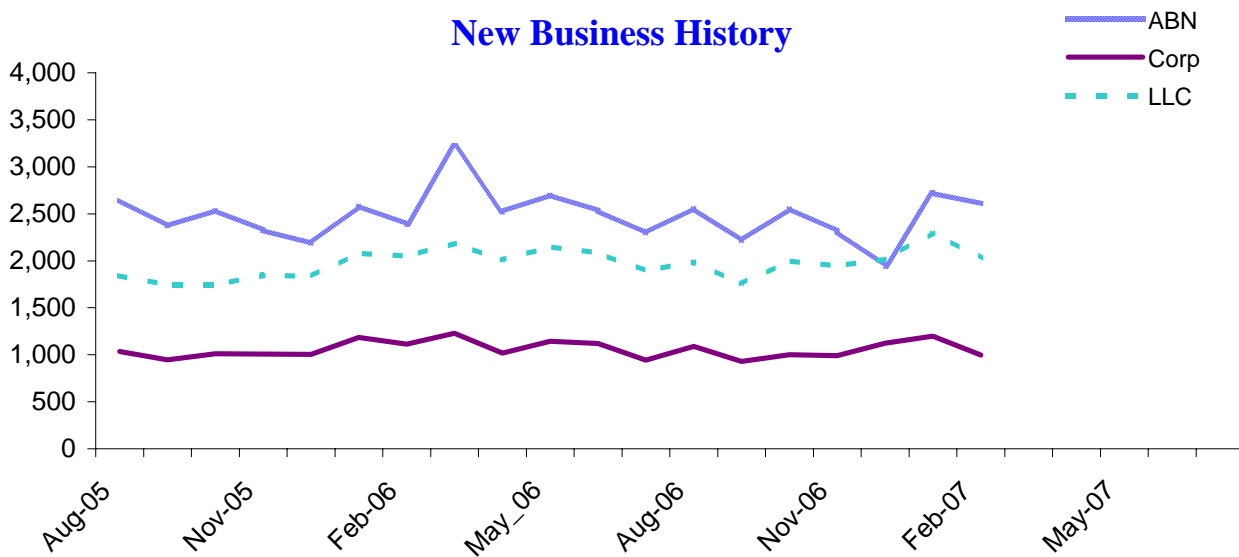
Business Report

Monthly update from Oregon's Secretary of State Bill Bradbury

New Business Applications

Business Type	Latest Month	Previous Month	12 Months Ago	Change Year Ago
New Oregon Corporations (Domestic & Foreign: Business, Nonprofit, Professional)	998	1,198	1,112	-10.3%
Assumed Business Names	2,608	2,720	2,390	9.1%
Limited Liability Companies	2,029	2,299	2,051	-1.1%
Limited Liability Partnerships/Limited Partnerships	27	49	34	-20.6%
Business Registry Total	5,662	6,266	5,587	1.3%

New Business History



Total Active Business Filings

Business Type	Latest Month	Previous Month	12 Months Ago	Change Year Ago
Oregon Corporations (Domestic & Foreign: Business, Nonprofit, Professional)	123,757	123,544	121,233	2.1%
Assumed Business Names	146,928	146,947	145,951	0.7%
Limited Liability Companies	90,144	88,877	77,113	16.9%
Limited Liability Partnerships/Limited Partnerships	3,972	3,987	3,968	0.1%
Business Registry Total	364,801	363,355	348,265	4.7%



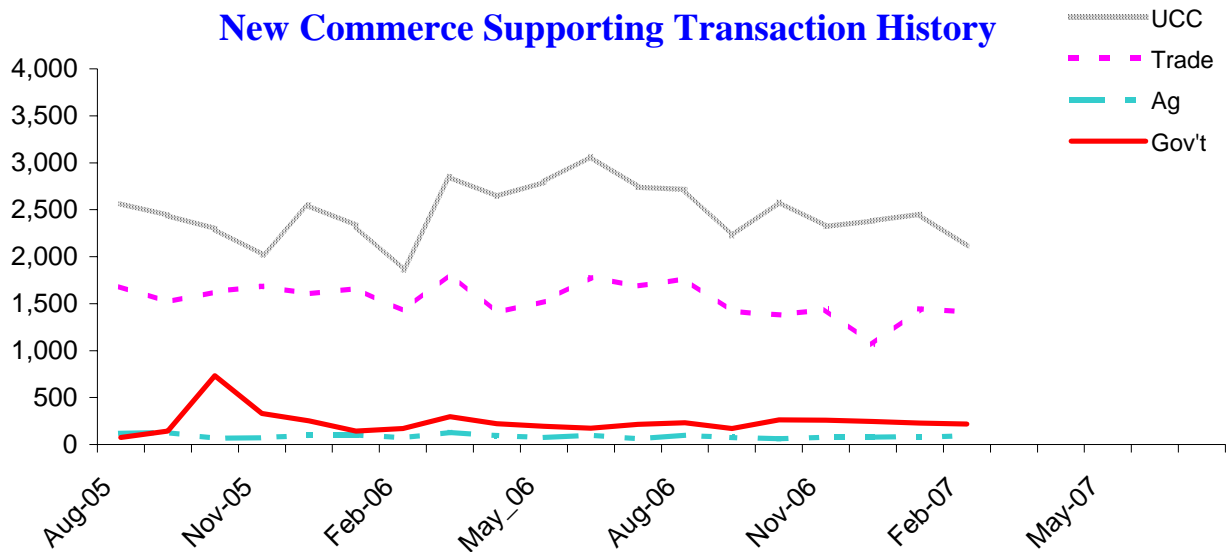
UCC & Notary Report

Monthly update from Oregon's Secretary of State Bill Bradbury

New Commerce Supporting Transactions

Filing Transaction Type	Latest Month	Previous Month	12 Months Ago	Change Year Ago
Uniform Commercial Code	2,110	2,452	1,859	13.5%
Agricultural Liens (EFS, ASL, Grain, Ag produce)	87	86	71	22.5%
Government Liens (IRS, Revenue, Employment)	219	228	169	29.6%
Other Liens *	8	13	4	100.0%
Secured Transaction Total	2,424	2,779	2,103	15.3%
Notary Authentications for International Trade	1,409	1,444	1,422	-0.9%

New Commerce Supporting Transaction History



Total Active Filings

Filing Transaction Type	Latest Month	Previous Month	12 Months Ago	Change Year Ago
Uniform Commercial Code	160,079	158,957	160,838	-0.5%
Agricultural Liens (EFS, ASL, Grain, Ag produce)	5,406	5,378	5,931	-8.9%
Government Liens (IRS, Revenue, Employment)	14,923	14,805	14,263	4.6%
Other Liens *	1,547	1,545	1,569	-1.4%
Secured Transaction Total	181,955	180,685	182,601	-0.4%
Commissioned Notaries Public	48,176	48,270	47,612	1.2%

* Other Liens include: Transmitting Utility, Hazardous Waste and Public Finance



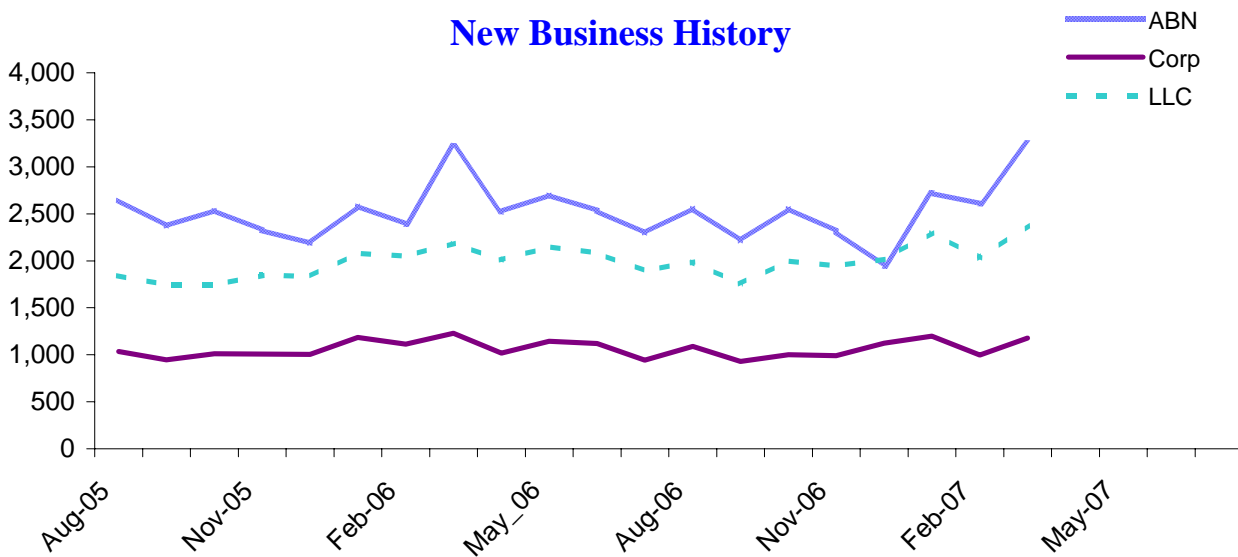
Business Report

Monthly update from Oregon's Secretary of State Bill Bradbury

New Business Applications

Business Type	Latest Month	Previous Month	12 Months Ago	Change Year Ago
New Oregon Corporations (Domestic & Foreign: Business, Nonprofit, Professional)	1,177	998	1,230	-4.3%
Assumed Business Names	3,250	2,608	3,219	1.0%
Limited Liability Companies	2,376	2,029	2,187	8.6%
Limited Liability Partnerships/Limited Partnerships	28	27	48	-41.7%
Business Registry Total	6,831	5,662	6,684	2.2%

New Business History



Total Active Business Filings

Business Type	Latest Month	Previous Month	12 Months Ago	Change Year Ago
Oregon Corporations (Domestic & Foreign: Business, Nonprofit, Professional)	123,848	123,757	121,457	2.0%
Assumed Business Names	146,652	146,928	146,388	0.2%
Limited Liability Companies	91,448	90,144	78,276	16.8%
Limited Liability Partnerships/Limited Partnerships	3,958	3,972	3,973	-0.4%
Business Registry Total	365,906	364,801	350,094	4.5%



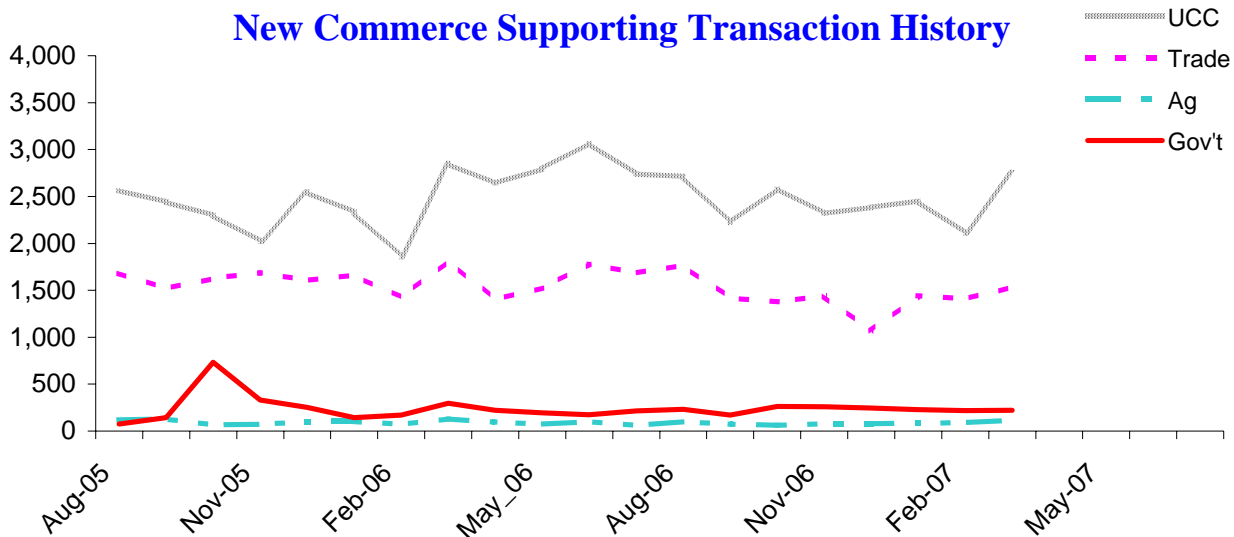
UCC & Notary Report

Monthly update from Oregon's Secretary of State Bill Bradbury

New Commerce Supporting Transactions

Filing Transaction Type	Latest Month	Previous Month	12 Months Ago	Change Year Ago
Uniform Commercial Code	2,751	2,110	2,847	-3.4%
Agricultural Liens (EFS, ASL, Grain, Ag produce)	116	87	128	-9.4%
Government Liens (IRS, Revenue, Employment)	220	219	296	-25.7%
Other Liens *	5	8	2	150.0%
Secured Transaction Total	3,092	2,424	3,273	-5.5%
Notary Authentications for International Trade	1,534	1,409	1,818	-15.6%

New Commerce Supporting Transaction History



Total Active Filings

Filing Transaction Type	Latest Month	Previous Month	12 Months Ago	Change Year Ago
Uniform Commercial Code	160,361	160,079	161,109	-0.5%
Agricultural Liens (EFS, ASL, Grain, Ag produce)	5,354	5,406	5,888	-9.1%
Government Liens (IRS, Revenue, Employment)	14,838	14,923	14,371	3.2%
Other Liens *	1,547	1,547	1,571	-1.5%
Secured Transaction Total	182,100	181,955	182,939	-0.5%
Commissioned Notaries Public	48,327	48,176	47,826	1.0%

* Other Liens include: Transmitting Utility, Hazardous Waste and Public Finance



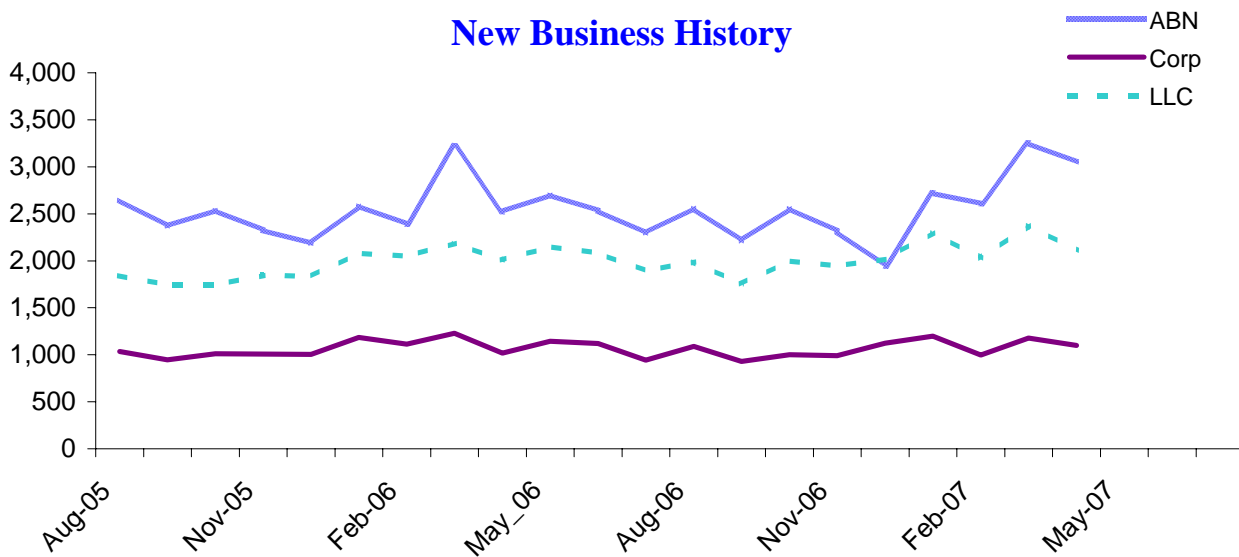
Business Report

Monthly update from Oregon's Secretary of State Bill Bradbury

New Business Applications

Business Type	Latest Month	Previous Month	12 Months Ago	Change Year Ago
New Oregon Corporations (Domestic & Foreign: Business, Nonprofit, Professional)	1,100	1,177	1,019	7.9%
Assumed Business Names	3,049	3,250	2,521	20.9%
Limited Liability Companies	2,112	2,376	2,008	5.2%
Limited Liability Partnerships/Limited Partnerships	32	28	31	3.2%
Business Registry Total	6,293	6,831	5,579	12.8%

New Business History



Total Active Business Filings

Business Type	Latest Month	Previous Month	12 Months Ago	Change Year Ago
Oregon Corporations (Domestic & Foreign: Business, Nonprofit, Professional)	124,156	123,848	121,630	2.1%
Assumed Business Names	146,985	146,652	146,557	0.3%
Limited Liability Companies	92,744	91,448	79,532	16.6%
Limited Liability Partnerships/Limited Partnerships	3,964	3,958	3,980	-0.4%
Business Registry Total	367,849	365,906	351,699	4.6%



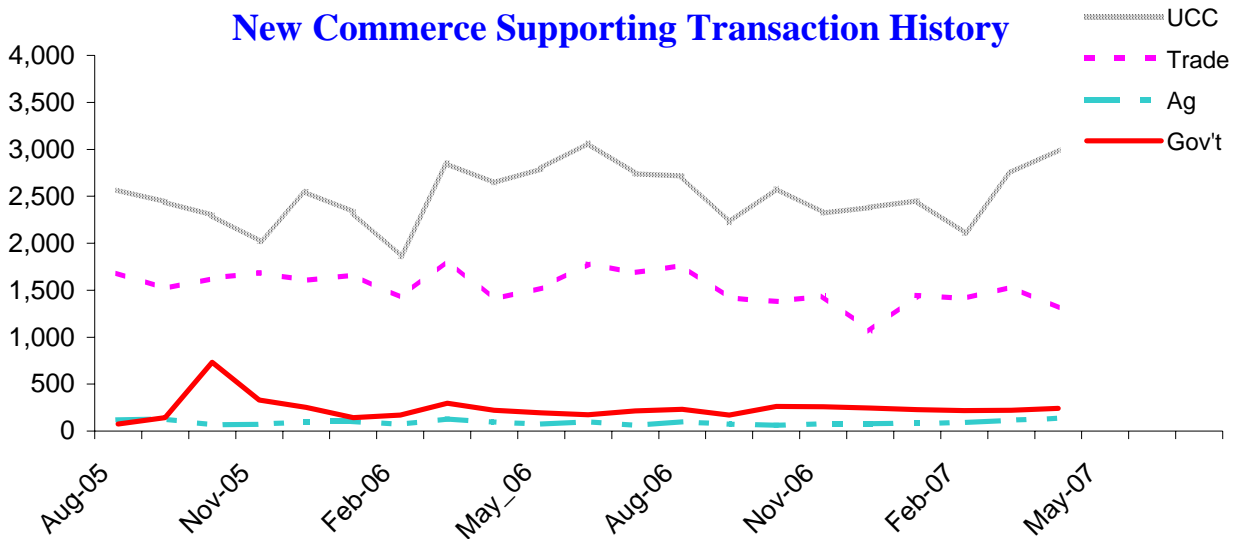
UCC & Notary Report

Monthly update from Oregon's Secretary of State Bill Bradbury

New Commerce Supporting Transactions

Filing Transaction Type	Latest Month	Previous Month	12 Months Ago	Change Year Ago
Uniform Commercial Code	2,994	2,751	2,639	13.5%
Agricultural Liens (EFS, ASL, Grain, Ag produce)	137	116	96	42.7%
Government Liens (IRS, Revenue, Employment)	243	220	223	9.0%
Other Liens *	5	5	1	400.0%
Secured Transaction Total	3,379	3,092	2,959	14.2%
Notary Authentications for International Trade	1,313	1,534	1,403	-6.4%

New Commerce Supporting Transaction History



Total Active Filings

Filing Transaction Type	Latest Month	Previous Month	12 Months Ago	Change Year Ago
Uniform Commercial Code	160,369	160,361	160,887	-0.3%
Agricultural Liens (EFS, ASL, Grain, Ag produce)	5,322	5,354	5,843	-8.9%
Government Liens (IRS, Revenue, Employment)	14,674	14,838	14,369	2.1%
Other Liens *	1,546	1,547	1,568	-1.4%
Secured Transaction Total	181,911	182,100	182,667	-0.4%
Commissioned Notaries Public	48,386	48,327	48,021	0.8%

* Other Liens include: Transmitting Utility, Hazardous Waste and Public Finance



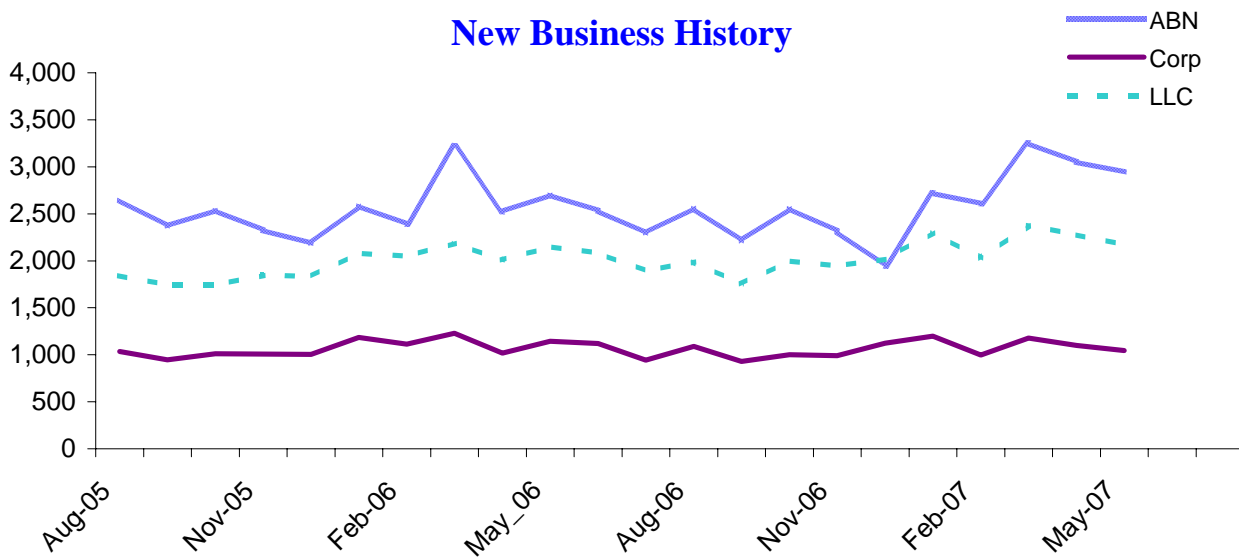
Business Report

Monthly update from Oregon's Secretary of State Bill Bradbury

New Business Applications

Business Type	Latest Month	Previous Month	12 Months Ago	Change Year Ago
New Oregon Corporations (Domestic & Foreign: Business, Nonprofit, Professional)	1,044	1,100	1,145	-8.8%
Assumed Business Names	2,946	3,049	2,698	9.2%
Limited Liability Companies	2,170	2,278	2,149	1.0%
Limited Liability Partnerships/Limited Partnerships	43	32	32	34.4%
Business Registry Total	6,203	6,459	6,024	3.0%

New Business History



Total Active Business Filings

Business Type	Latest Month	Previous Month	12 Months Ago	Change Year Ago
Oregon Corporations (Domestic & Foreign: Business, Nonprofit, Professional)	124,334	124,156	121,871	2.0%
Assumed Business Names	146,628	146,985	147,100	-0.3%
Limited Liability Companies	94,001	92,744	80,729	16.4%
Limited Liability Partnerships/Limited Partnerships	3,973	3,964	3,995	-0.6%
Business Registry Total	368,936	367,849	353,695	4.3%



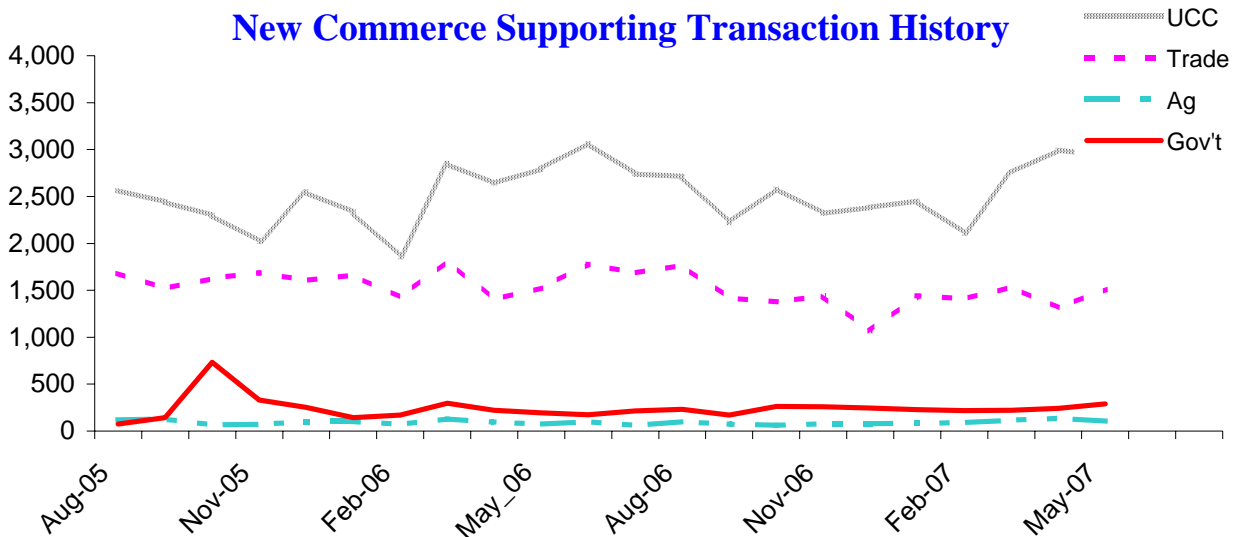
UCC & Notary Report

Monthly update from Oregon's Secretary of State Bill Bradbury

New Commerce Supporting Transactions

Filing Transaction Type	Latest Month	Previous Month	12 Months Ago	Change Year Ago
Uniform Commercial Code	2,938	2,994	2,794	5.2%
Agricultural Liens (EFS, ASL, Grain, Ag produce)	107	137	75	42.7%
Government Liens (IRS, Revenue, Employment)	290	243	193	50.3%
Other Liens *	9	5	3	200.0%
Secured Transaction Total	3,344	3,379	3,065	9.1%
Notary Authentications for International Trade	1,509	1,313	1,524	-1.0%

New Commerce Supporting Transaction History



Total Active Filings

Filing Transaction Type	Latest Month	Previous Month	12 Months Ago	Change Year Ago
Uniform Commercial Code	160,677	160,369	160,757	0.0%
Agricultural Liens (EFS, ASL, Grain, Ag produce)	5,290	5,322	5,761	-8.2%
Government Liens (IRS, Revenue, Employment)	14,658	14,674	14,199	3.2%
Other Liens *	1,592	1,583	1,569	1.5%
Secured Transaction Total	182,217	181,948	182,286	0.0%
Commissioned Notaries Public	48,414	48,386	48,087	0.7%

* Other Liens include: Transmitting Utility, Hazardous Waste and Public Finance



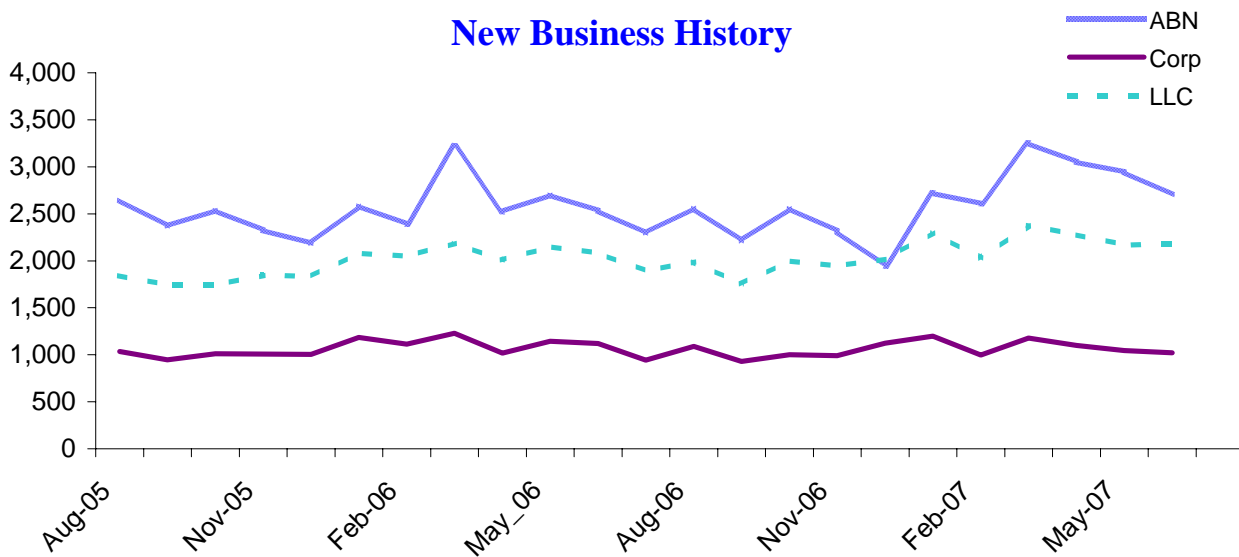
Business Report

Monthly update from Oregon's Secretary of State Bill Bradbury

New Business Applications

Business Type	Latest Month	Previous Month	12 Months Ago	Change Year Ago
New Oregon Corporations (Domestic & Foreign: Business, Nonprofit, Professional)	1,021	1,044	1,121	-8.9%
Assumed Business Names	2,702	2,946	2,534	6.6%
Limited Liability Companies	2,177	2,170	2,085	4.4%
Limited Liability Partnerships/Limited Partnerships	27	43	36	-25.0%
Business Registry Total	5,927	6,203	5,776	2.6%

New Business History



Total Active Business Filings

Business Type	Latest Month	Previous Month	12 Months Ago	Change Year Ago
Oregon Corporations (Domestic & Foreign: Business, Nonprofit, Professional)	124,342	124,334	121,908	2.0%
Assumed Business Names	146,921	146,628	146,785	0.1%
Limited Liability Companies	94,867	94,001	81,696	16.1%
Limited Liability Partnerships/Limited Partnerships	3,966	3,973	3,992	-0.7%
Business Registry Total	370,096	368,936	354,381	4.4%



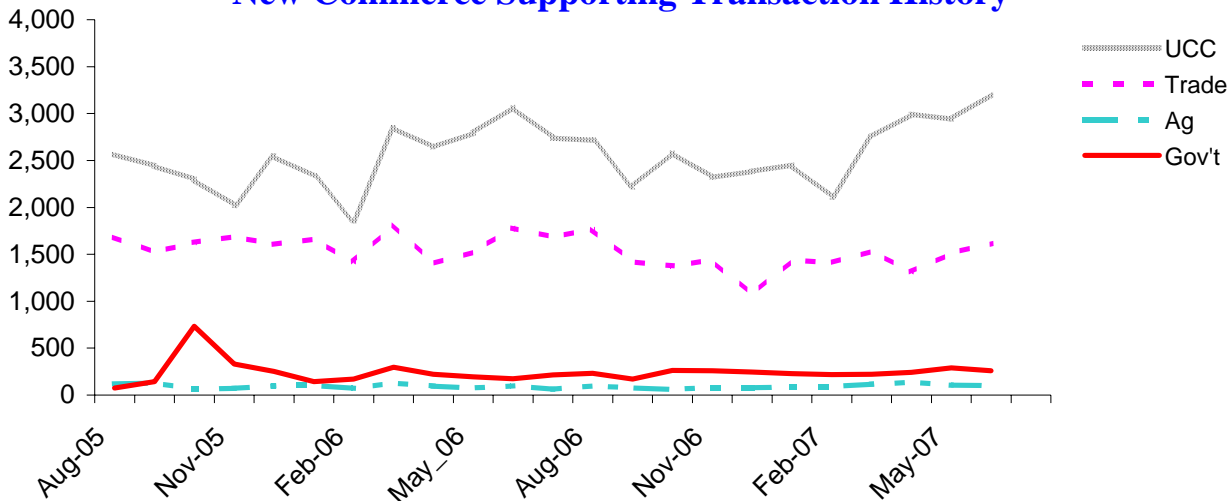
UCC & Notary Report

Monthly update from Oregon's Secretary of State Bill Bradbury

New Commerce Supporting Transactions

Filing Transaction Type	Latest Month	Previous Month	12 Months Ago	Change Year Ago
Uniform Commercial Code	3,204	2,938	3,070	4.4%
Agricultural Liens (EFS, ASL, Grain, Ag produce)	104	107	100	4.0%
Government Liens (IRS, Revenue, Employment)	259	290	175	48.0%
Other Liens *	3	9	3	0.0%
Secured Transaction Total	3,570	3,344	3,348	6.6%
Notary Authentications for International Trade	1,615	1,509	1,780	-9.3%

New Commerce Supporting Transaction History



Total Active Filings

Filing Transaction Type	Latest Month	Previous Month	12 Months Ago	Change Year Ago
Uniform Commercial Code	161,272	160,677	163,051	-1.1%
Agricultural Liens (EFS, ASL, Grain, Ag produce)	5,261	5,290	5,542	-5.1%
Government Liens (IRS, Revenue, Employment)	14,646	14,658	15,737	-6.9%
Other Liens *	1,594	1,592	1,571	1.5%
Secured Transaction Total	182,773	182,217	185,901	-1.7%
Commissioned Notaries Public	48,493	48,414	48,451	0.1%

* Other Liens include: Transmitting Utility, Hazardous Waste and Public Finance



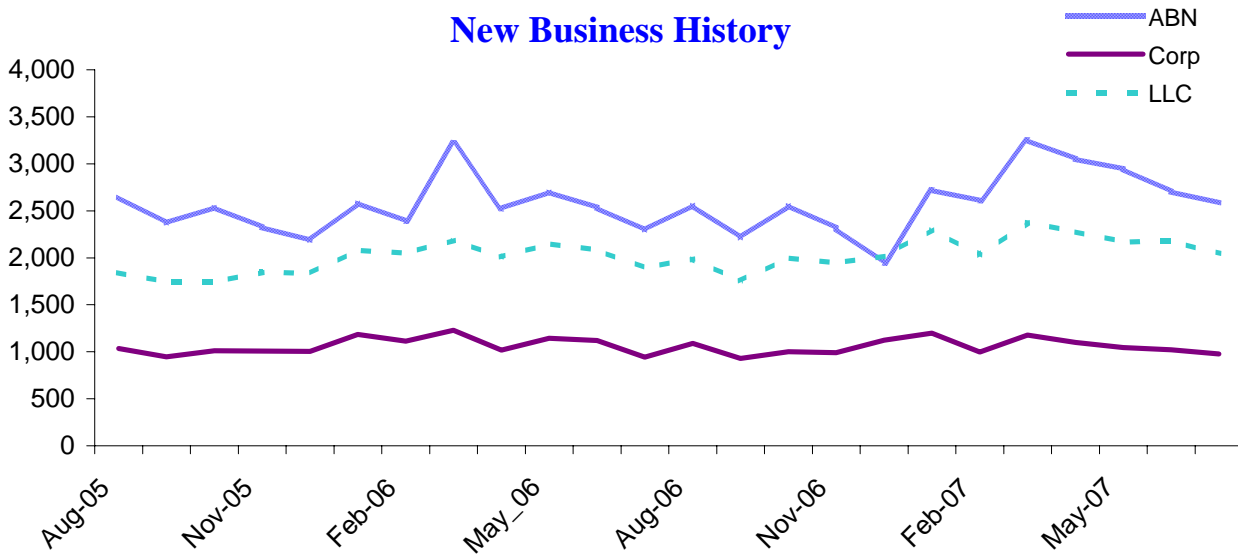
Business Report

Monthly update from Oregon's Secretary of State Bill Bradbury

New Business Applications

Business Type	Latest Month	Previous Month	12 Months Ago	Change Year Ago
New Oregon Corporations (Domestic & Foreign: Business, Nonprofit, Professional)	977	1,021	943	3.6%
Assumed Business Names	2,585	2,702	2,295	12.6%
Limited Liability Companies	2,047	2,177	1,892	8.2%
Limited Liability Partnerships/Limited Partnerships	21	27	24	-12.5%
Business Registry Total	5,630	5,927	5,154	9.2%

New Business History



Total Active Business Filings

Business Type	Latest Month	Previous Month	12 Months Ago	Change Year Ago
Oregon Corporations (Domestic & Foreign: Business, Nonprofit, Professional)	124,472	124,342	122,053	2.0%
Assumed Business Names	147,048	146,921	146,973	0.1%
Limited Liability Companies	95,997	94,867	82,753	16.0%
Limited Liability Partnerships/Limited Partnerships	3,974	3,966	3,983	-0.2%
Business Registry Total	371,491	370,096	355,762	4.4%



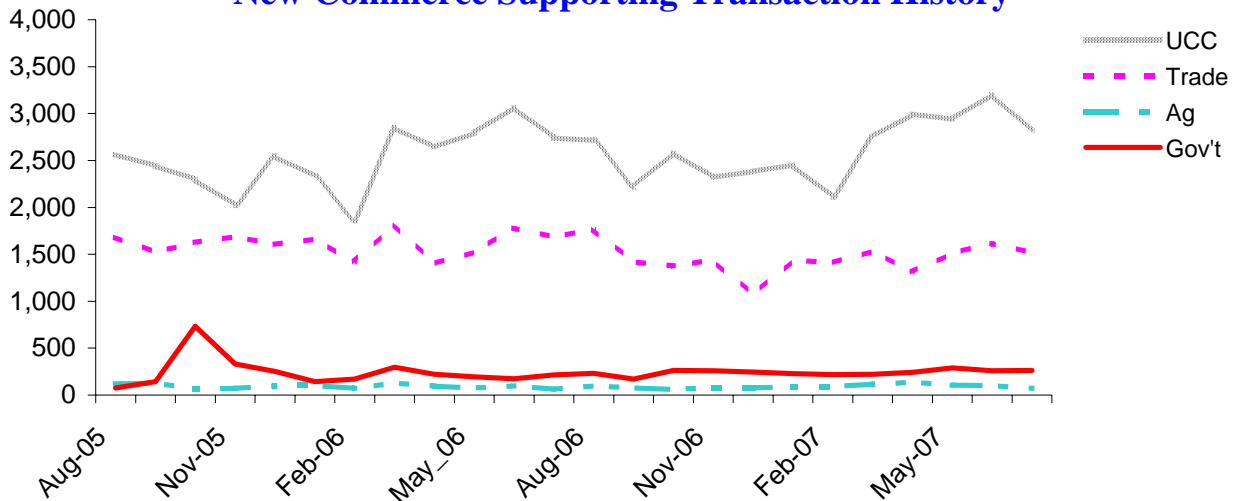
UCC & Notary Report

Monthly update from Oregon's Secretary of State Bill Bradbury

New Commerce Supporting Transactions

Filing Transaction Type	Latest Month	Previous Month	12 Months Ago	Change Year Ago
Uniform Commercial Code	2,815	3,204	2,739	2.8%
Agricultural Liens (EFS, ASL, Grain, Ag produce)	73	104	61	19.7%
Government Liens (IRS, Revenue, Employment)	261	259	214	22.0%
Other Liens *	15	3	1	1400.0%
Secured Transaction Total	3,164	3,570	3,015	4.9%
Notary Authentications for International Trade	1,517	1,615	1,686	-10.0%

New Commerce Supporting Transaction History



Total Active Filings

Filing Transaction Type	Latest Month	Previous Month	12 Months Ago	Change Year Ago
Uniform Commercial Code	161,237	161,272	161,448	-0.1%
Agricultural Liens (EFS, ASL, Grain, Ag produce)	5,205	5,261	5,652	-7.9%
Government Liens (IRS, Revenue, Employment)	14,567	14,646	15,366	-5.2%
Other Liens *	1,598	1,594	1,507	6.0%
Secured Transaction Total	182,607	182,773	183,973	-0.7%
Commissioned Notaries Public	48,467	48,493	48,465	0.0%

* Other Liens include: Transmitting Utility, Hazardous Waste and Public Finance

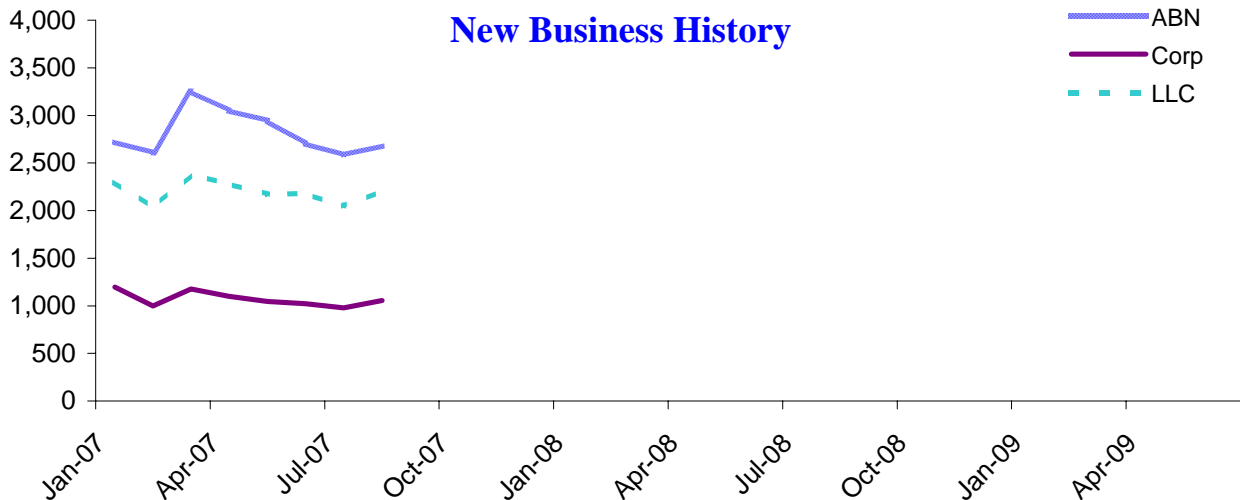


Business Report

Monthly update from Oregon's Secretary of State Bill Bradbury

New Business Applications

Business Type	Latest Month	Previous Month	12 Months Ago	Change Year Ago
New Oregon Corporations (Domestic & Foreign: Business, Nonprofit, Professional)	1,054	977	1,088	-3.1%
Assumed Business Names	2,679	2,585	2,561	4.6%
Limited Liability Companies	2,204	2,047	1,988	10.9%
Limited Liability Partnerships/Limited Partnerships	32	21	35	-8.6%
Business Registry Total	5,969	5,630	5,672	5.2%



Total Active Business Filings

Business Type	Latest Month	Previous Month	12 Months Ago	Change Year Ago
Oregon Corporations (Domestic & Foreign: Business, Nonprofit, Professional)	124,530	124,472	122,348	1.8%
Assumed Business Names	146,689	147,048	146,956	-0.2%
Limited Liability Companies	96,903	95,997	83,805	15.6%
Limited Liability Partnerships/Limited Partnerships	3,880	3,974	3,985	-2.6%
Business Registry Total	372,002	371,491	357,094	4.2%



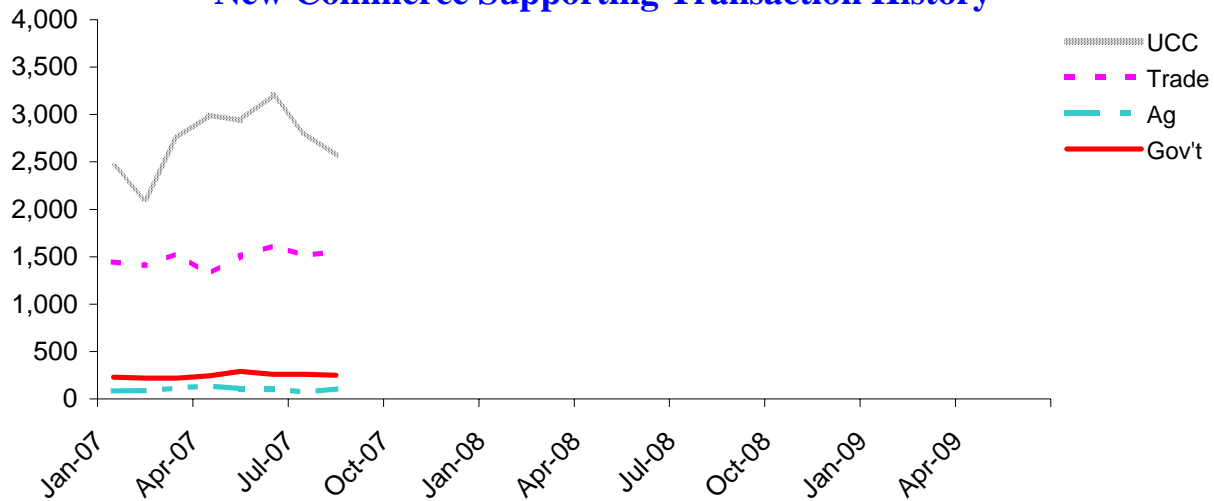
UCC & Notary Report

Monthly update from Oregon's Secretary of State Bill Bradbury

New Commerce Supporting Transactions

Filing Transaction Type	Latest Month	Previous Month	12 Months Ago	Change Year Ago
Uniform Commercial Code	2,565	2,815	2,715	-5.5%
Agricultural Liens (EFS, ASL, Grain, Ag produce)	104	73	100	4.0%
Government Liens (IRS, Revenue, Employment)	251	261	233	7.7%
Other Liens *	18	15	36	-50.0%
Secured Transaction Total	2,938	3,164	3,084	-4.7%
Notary Authentications for International Trade	1,553	1,517	1,765	-12.0%

New Commerce Supporting Transaction History



Total Active Filings

Filing Transaction Type	Latest Month	Previous Month	12 Months Ago	Change Year Ago
Uniform Commercial Code	161,074	161,237	159,336	1.1%
Agricultural Liens (EFS, ASL, Grain, Ag produce)	5,219	5,205	5,594	-6.7%
Government Liens (IRS, Revenue, Employment)	14,663	14,567	15,090	-2.8%
Other Liens *	1,613	1,598	1,539	4.8%
Secured Transaction Total	182,569	182,607	181,559	0.6%
Commissioned Notaries Public	48,444	48,467	48,237	0.4%

* Other Liens include: Transmitting Utility, Hazardous Waste and Public Finance

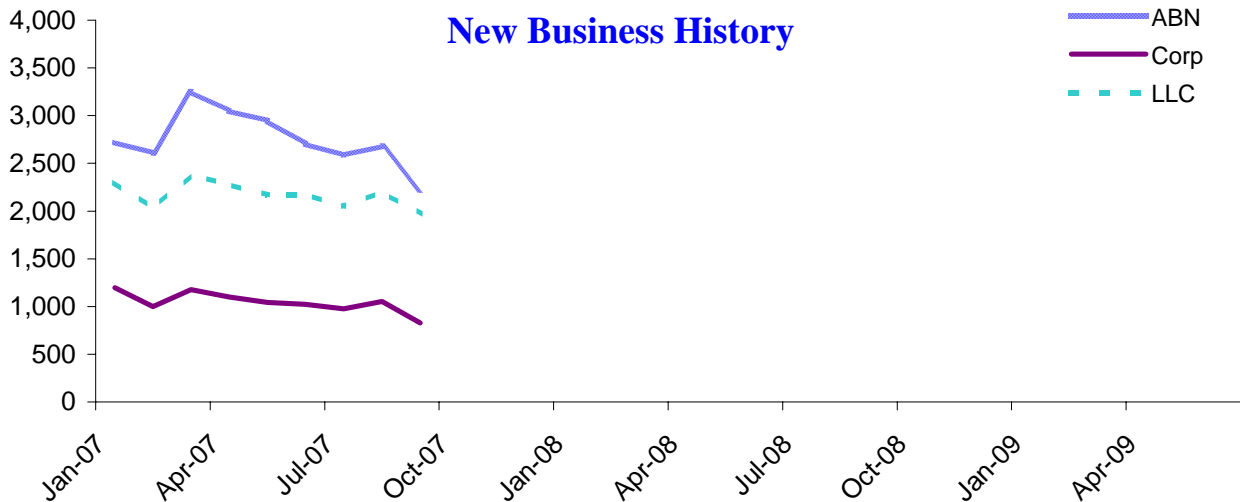


Business Report

Monthly update from Oregon's Secretary of State Bill Bradbury

New Business Applications

Business Type	Latest Month	Previous Month	12 Months Ago	Change Year Ago
New Oregon Corporations (Domestic & Foreign: Business, Nonprofit, Professional)	829	1,054	929	-10.8%
Assumed Business Names	2,218	2,679	2,212	0.3%
Limited Liability Companies	1,973	2,204	1,753	12.5%
Limited Liability Partnerships/Limited Partnerships	22	32	31	-29.0%
Business Registry Total	5,042	5,969	4,925	2.4%



Total Active Business Filings

Business Type	Latest Month	Previous Month	12 Months Ago	Change Year Ago
Oregon Corporations (Domestic & Foreign: Business, Nonprofit, Professional)	124,612	124,530	122,325	1.9%
Assumed Business Names	146,619	146,689	147,057	-0.3%
Limited Liability Companies	97,781	96,903	85,059	15.0%
Limited Liability Partnerships/Limited Partnerships	3,972	3,971	3,986	-0.4%
Business Registry Total	372,984	372,093	358,427	4.1%



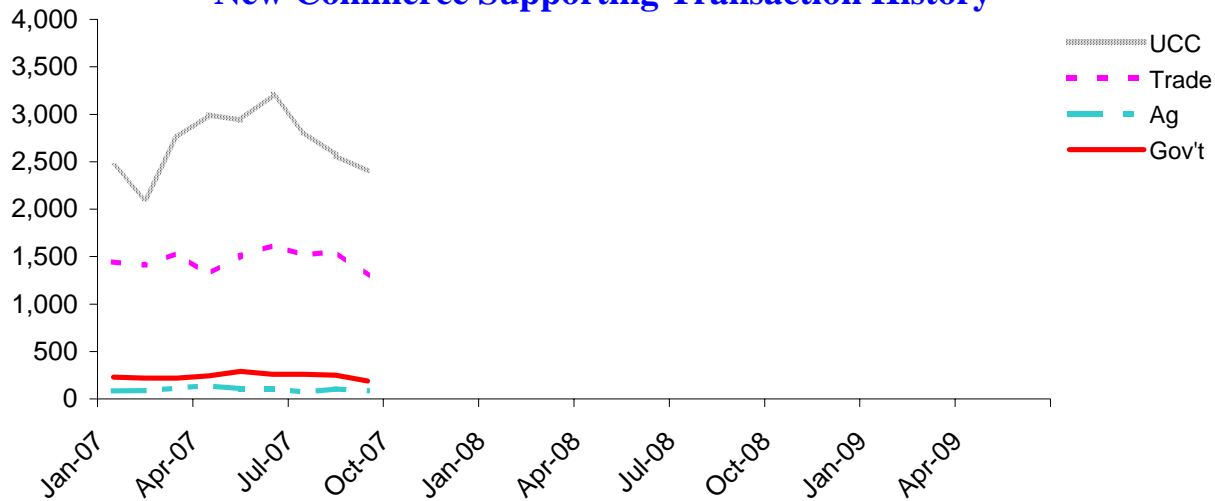
UCC & Notary Report

Monthly update from Oregon's Secretary of State Bill Bradbury

New Commerce Supporting Transactions

Filing Transaction Type	Latest Month	Previous Month	12 Months Ago	Change Year Ago
Uniform Commercial Code	2,398	2,565	2,219	8.1%
Agricultural Liens (EFS, ASL, Grain, Ag produce)	85	104	75	13.3%
Government Liens (IRS, Revenue, Employment)	188	251	172	9.3%
Other Liens *	44	18	1	4300.0%
Secured Transaction Total	2,715	2,938	2,467	10.1%
Notary Authentications for International Trade	1,302	1,553	1,418	-8.2%

New Commerce Supporting Transaction History



Total Active Filings

Filing Transaction Type	Latest Month	Previous Month	12 Months Ago	Change Year Ago
Uniform Commercial Code	161,015	161,074	158,576	1.5%
Agricultural Liens (EFS, ASL, Grain, Ag produce)	5,206	5,219	5,553	-6.2%
Government Liens (IRS, Revenue, Employment)	14,647	14,663	14,933	-1.9%
Other Liens *	1,613	1,613	1,539	4.8%
Secured Transaction Total	182,481	182,569	180,601	1.0%
Commissioned Notaries Public	48,401	48,444	48,247	0.3%

* Other Liens include: Transmitting Utility, Hazardous Waste and Public Finance

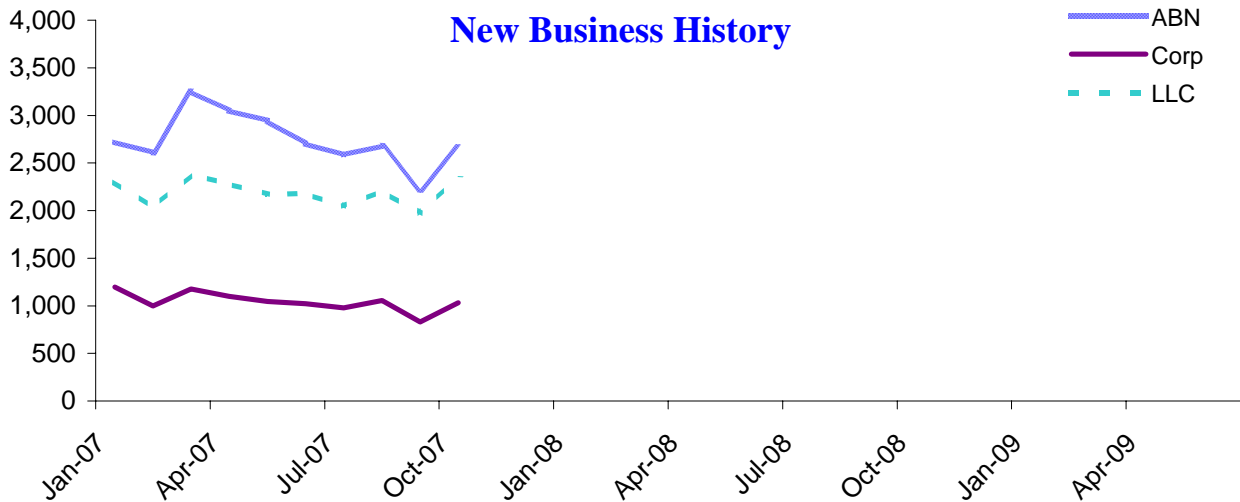


Business Report

Monthly update from Oregon's Secretary of State Bill Bradbury

New Business Applications

Business Type	Latest Month	Previous Month	12 Months Ago	Change Year Ago
New Oregon Corporations (Domestic & Foreign: Business, Nonprofit, Professional)	1,031	829	1,000	3.1%
Assumed Business Names	2,665	2,218	2,556	4.3%
Limited Liability Companies	2,360	1,973	1,997	18.2%
Limited Liability Partnerships/Limited Partnerships	26	22	33	-21.2%
Business Registry Total	6,082	5,042	5,586	8.9%



Total Active Business Filings

Business Type	Latest Month	Previous Month	12 Months Ago	Change Year Ago
Oregon Corporations (Domestic & Foreign: Business, Nonprofit, Professional)	125,054	124,612	122,709	1.9%
Assumed Business Names	146,686	146,619	147,359	-0.5%
Limited Liability Companies	99,273	97,781	85,425	16.2%
Limited Liability Partnerships/Limited Partnerships	3,975	3,972	3,995	-0.5%
Business Registry Total	374,988	372,984	359,488	4.3%



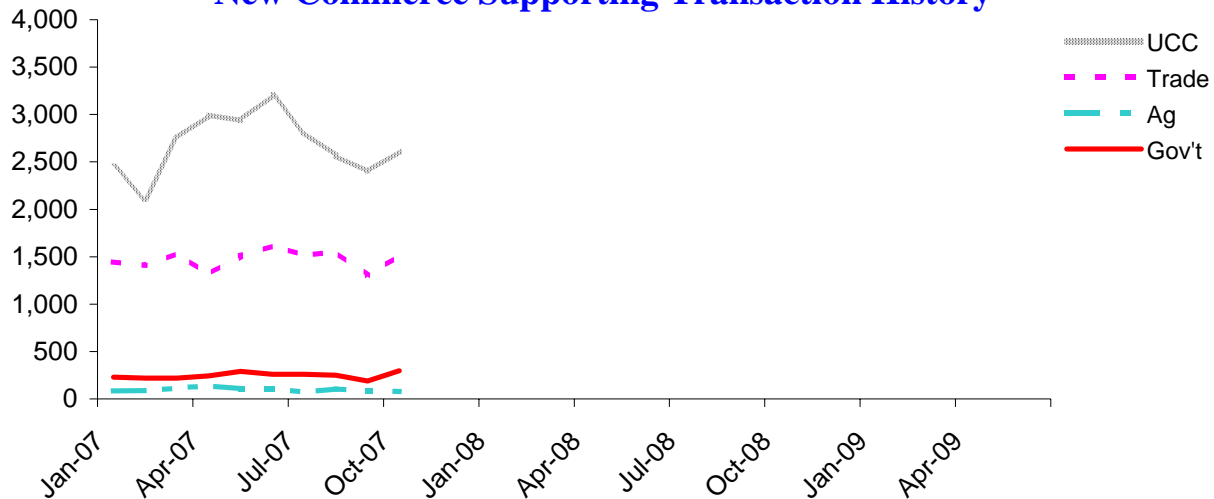
UCC & Notary Report

Monthly update from Oregon's Secretary of State Bill Bradbury

New Commerce Supporting Transactions

Filing Transaction Type	Latest Month	Previous Month	12 Months Ago	Change Year Ago
Uniform Commercial Code	2,612	2,398	2,585	1.0%
Agricultural Liens (EFS, ASL, Grain, Ag produce)	79	85	61	29.5%
Government Liens (IRS, Revenue, Employment)	296	188	264	12.1%
Other Liens *	2	44	2	0.0%
Secured Transaction Total	2,989	2,715	2,912	2.6%
Notary Authentications for International Trade	1,514	1,302	1,379	9.8%

New Commerce Supporting Transaction History



Total Active Filings

Filing Transaction Type	Latest Month	Previous Month	12 Months Ago	Change Year Ago
Uniform Commercial Code	161,581	161,015	159,064	1.6%
Agricultural Liens (EFS, ASL, Grain, Ag produce)	5,149	5,206	5,510	-6.6%
Government Liens (IRS, Revenue, Employment)	14,732	14,647	15,004	-1.8%
Other Liens *	1,636	1,613	1,541	6.2%
Secured Transaction Total	183,098	182,481	181,119	1.1%
Commissioned Notaries Public	48,376	48,401	48,402	-0.1%

* Other Liens include: Transmitting Utility, Hazardous Waste and Public Finance

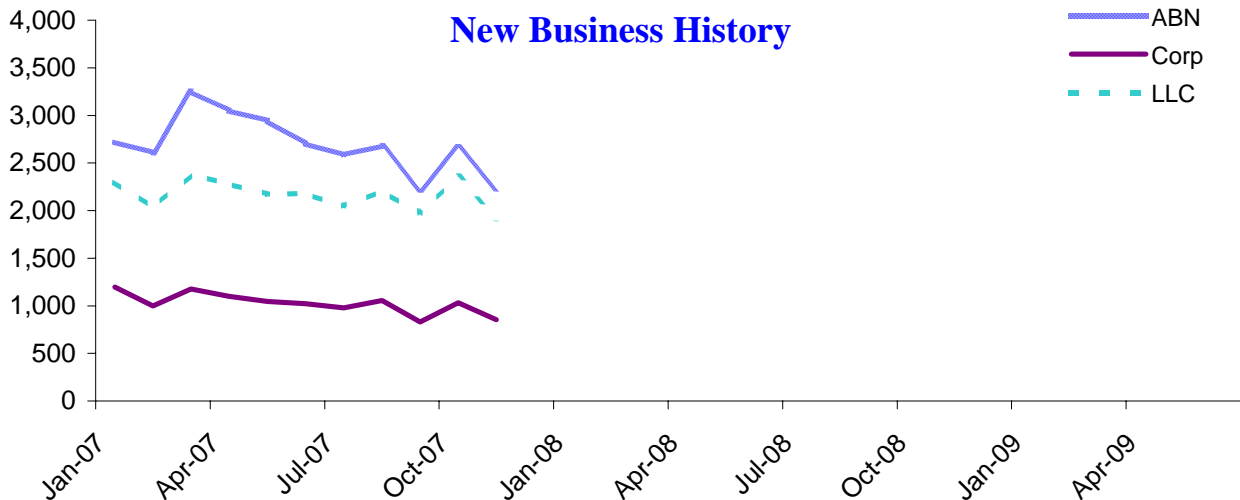


Business Report

Monthly update from Oregon's Secretary of State Bill Bradbury

New Business Applications

Business Type	Latest Month	Previous Month	12 Months Ago	Change Year Ago
New Oregon Corporations (Domestic & Foreign: Business, Nonprofit, Professional)	855	1,031	991	-13.7%
Assumed Business Names	2,229	2,665	2,316	-3.8%
Limited Liability Companies	1,917	2,360	1,945	-1.4%
Limited Liability Partnerships/Limited Partnerships	24	26	39	-38.5%
Business Registry Total	5,025	6,082	5,291	-5.0%



Total Active Business Filings

Business Type	Latest Month	Previous Month	12 Months Ago	Change Year Ago
Oregon Corporations (Domestic & Foreign: Business, Nonprofit, Professional)	124,919	125,054	123,058	1.5%
Assumed Business Names	146,158	146,686	146,560	-0.3%
Limited Liability Companies	100,086	99,273	86,549	15.6%
Limited Liability Partnerships/Limited Partnerships	3,939	3,975	3,998	-1.5%
Business Registry Total	375,102	374,988	360,165	4.1%

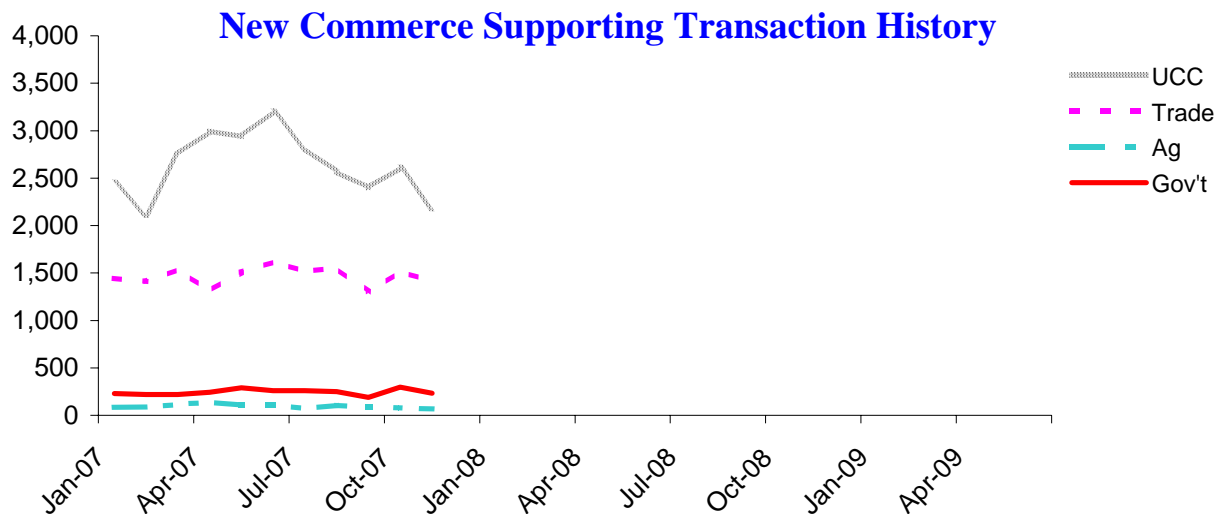


UCC & Notary Report

Monthly update from Oregon's Secretary of State Bill Bradbury

New Commerce Supporting Transactions

Filing Transaction Type	Latest Month	Previous Month	12 Months Ago	Change Year Ago
Uniform Commercial Code	2,178	2,612	2,320	-6.1%
Agricultural Liens (EFS, ASL, Grain, Ag produce)	66	79	79	-16.5%
Government Liens (IRS, Revenue, Employment)	233	296	260	-10.4%
Other Liens *	2	2	6	-66.7%
Secured Transaction Total	2,479	2,989	2,665	-7.0%
Notary Authentications for International Trade	1,416	1,514	1,438	-1.5%



Total Active Filings

Filing Transaction Type	Latest Month	Previous Month	12 Months Ago	Change Year Ago
Uniform Commercial Code	161,088	161,581	158,849	1.4%
Agricultural Liens (EFS, ASL, Grain, Ag produce)	5,143	5,149	5,480	-6.1%
Government Liens (IRS, Revenue, Employment)	14,735	14,732	14,867	-0.9%
Other Liens *	336	1,636	1,550	-78.3%
Secured Transaction Total	181,302	183,098	180,746	0.3%
Commissioned Notaries Public	48,384	48,376	48,433	-0.1%

* Other Liens include: Transmitting Utility, Hazardous Waste and Public Finance

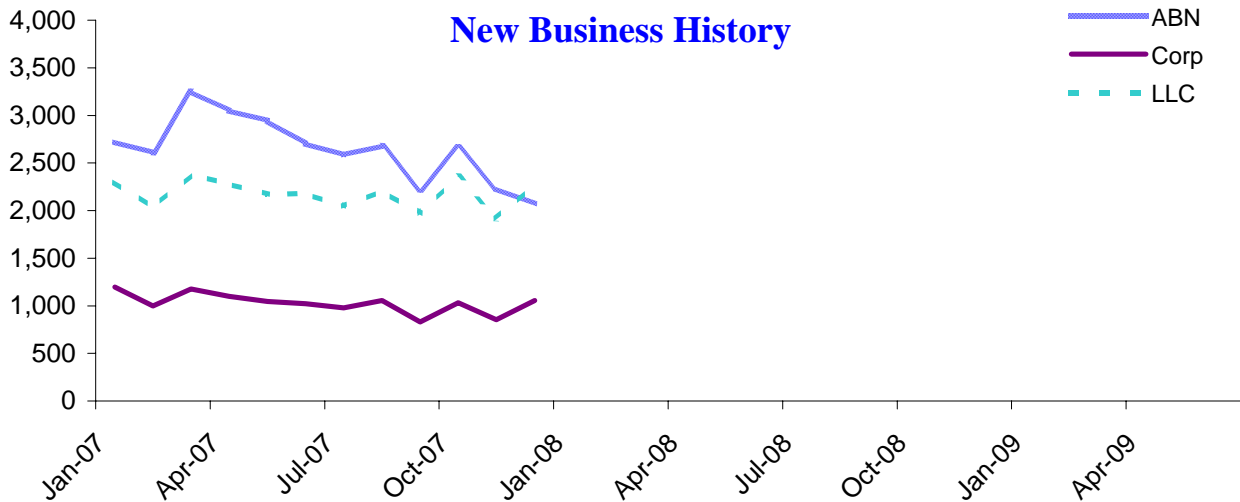


Business Report

Monthly update from Oregon's Secretary of State Bill Bradbury

New Business Applications

Business Type	Latest Month	Previous Month	12 Months Ago	Change Year Ago
New Oregon Corporations (Domestic & Foreign: Business, Nonprofit, Professional)	1,056	855	1,125	-6.1%
Assumed Business Names	2,072	2,229	1,943	6.6%
Limited Liability Companies	2,280	1,917	2,017	13.0%
Limited Liability Partnerships/Limited Partnerships	37	24	36	2.8%
Business Registry Total	5,445	5,025	5,121	6.3%



Total Active Business Filings

Business Type	Latest Month	Previous Month	12 Months Ago	Change Year Ago
Oregon Corporations (Domestic & Foreign: Business, Nonprofit, Professional)	125,108	124,919	123,049	1.7%
Assumed Business Names	145,898	146,158	146,239	-0.2%
Limited Liability Companies	101,344	100,086	87,418	15.9%
Limited Liability Partnerships/Limited Partnerships	3,966	3,969	3,977	-0.3%
Business Registry Total	376,316	375,132	360,683	4.3%

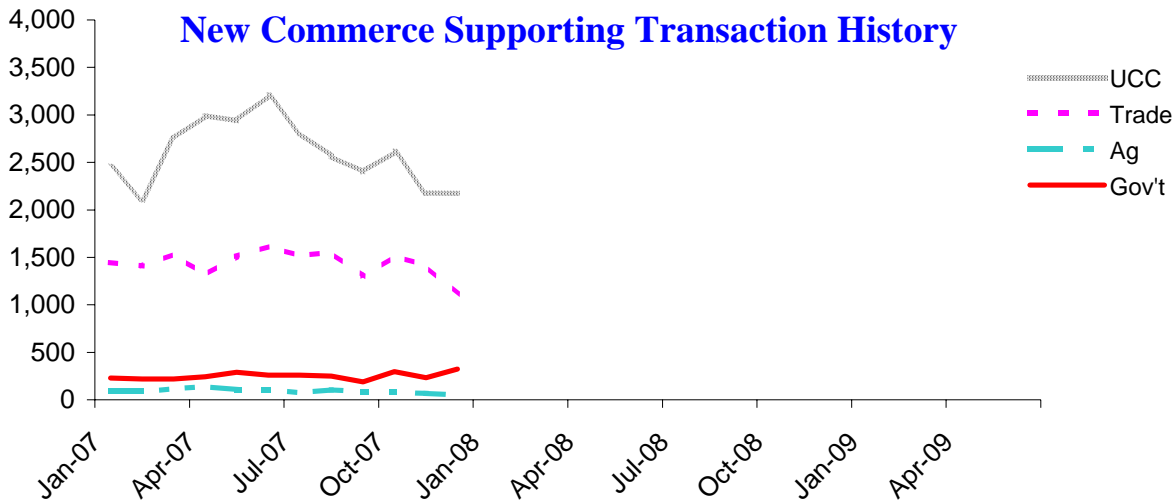


UCC & Notary Report

Monthly update from Oregon's Secretary of State Bill Bradbury

New Commerce Supporting Transactions

Filing Transaction Type	Latest Month	Previous Month	12 Months Ago	Change Year Ago
Uniform Commercial Code	2,174	2,178	2,382	-8.7%
Agricultural Liens (EFS, ASL, Grain, Ag produce)	49	66	80	-38.8%
Government Liens (IRS, Revenue, Employment)	325	233	246	32.1%
Other Liens *	0	2	13	-100.0%
Secured Transaction Total	2,548	2,479	2,721	-6.4%
Notary Authentications for International Trade	1,112	1,416	1,067	4.2%



Total Active Filings

Filing Transaction Type	Latest Month	Previous Month	12 Months Ago	Change Year Ago
Uniform Commercial Code	160,048	161,088	158,954	0.7%
Agricultural Liens (EFS, ASL, Grain, Ag produce)	5,058	5,143	5,457	-7.3%
Government Liens (IRS, Revenue, Employment)	14,724	14,735	14,776	-0.4%
Other Liens *	318	342	1,558	-79.6%
Secured Transaction Total	180,148	181,308	180,745	-0.3%
Commissioned Notaries Public	48,322	48,384	48,372	-0.1%

* Other Liens include: Transmitting Utility, Hazardous Waste and Public Finance