



Oregon School Immunization Law Summary, 2019¹

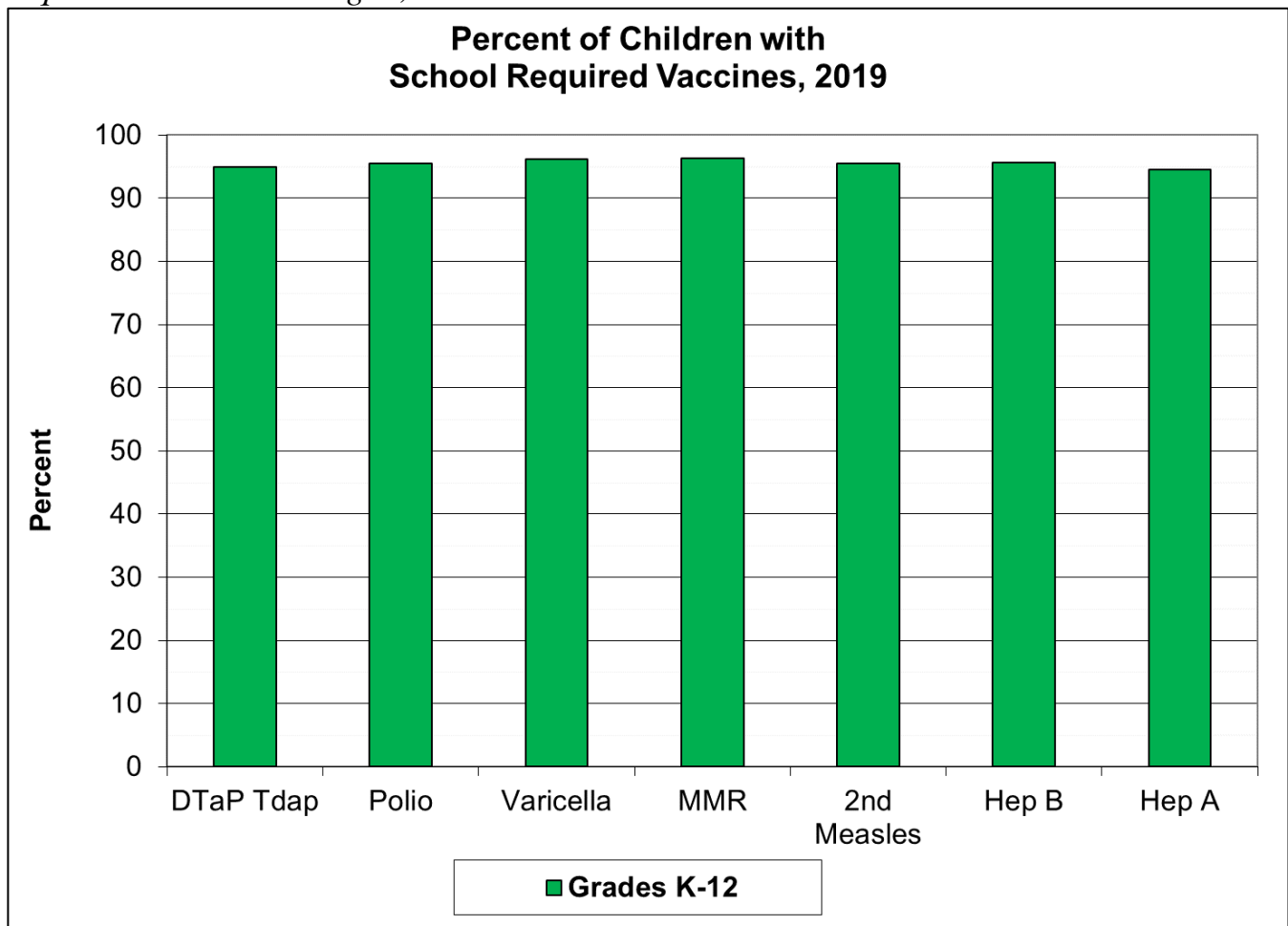
Background

Oregon's immunization law helps ensure that children can go to school in a safe and healthy environment free of vaccine-preventable diseases. The law covers nearly 700,000 students in 3,500 public and private schools, preschools, Head Starts, and certified child care programs. School immunization mandates are an evidence-based best practice for increasing immunization rates and decreasing vaccine-preventable disease outbreaks.²

Oregon School Immunization Rates

The vast majority of Oregon parents choose to fully immunize their children. Figure 1 shows the percent of students complete for each vaccine required for school attendance in 2019.

Figure 1. Percent of children in kindergarten through 12th grade complete for each school-required vaccine in Oregon, March 2019.



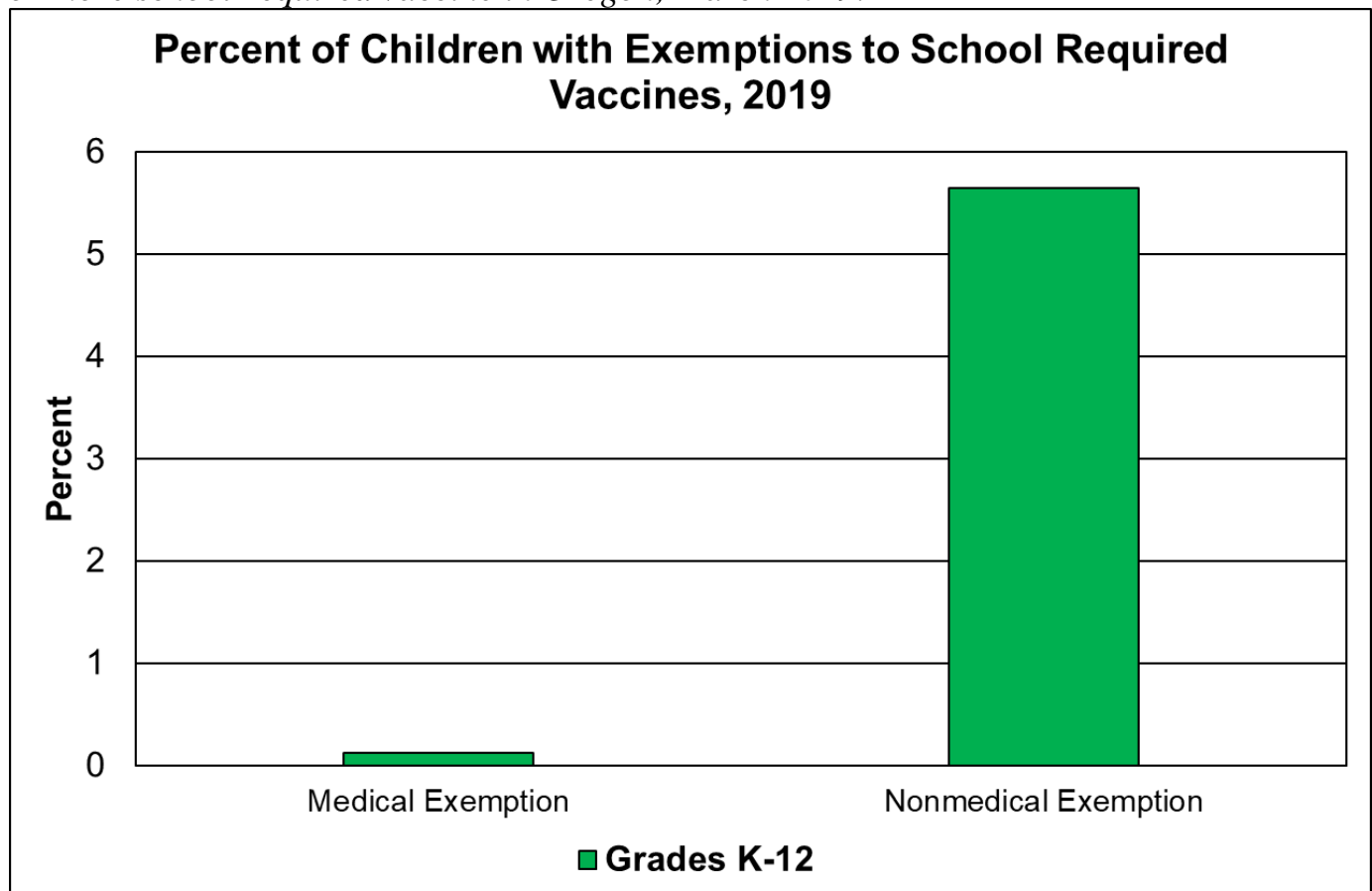
Statewide, 93% of students in kindergarten through 12th grade were complete for all required vaccines in 2019. At the county level, the percent of students complete for all required vaccines ranged from 98% in Malheur County to 88% in Grant County. Eighty schools with 10 or more children reported 100% of students complete for all required vaccines. On the opposite end of the spectrum, two schools reported only 20% of students complete for all required vaccines.

Immunization rates for individual schools and child care programs with 10 or more students and county rates are available on the Oregon Immunization Program school data webpage at www.healthoregon.org/immdatamap.

Oregon School Exemption Rates

Figure 2 shows the percent of students with exemptions to one or more required vaccines. In 2019, 5.6% of students in kindergarten through 12th grade had a nonmedical exemption, and 0.1% of students had a medical exemption.

Figure 2. Percent of children in kindergarten through 12th grade with exemptions for one or more school-required vaccine in Oregon, March 2019.

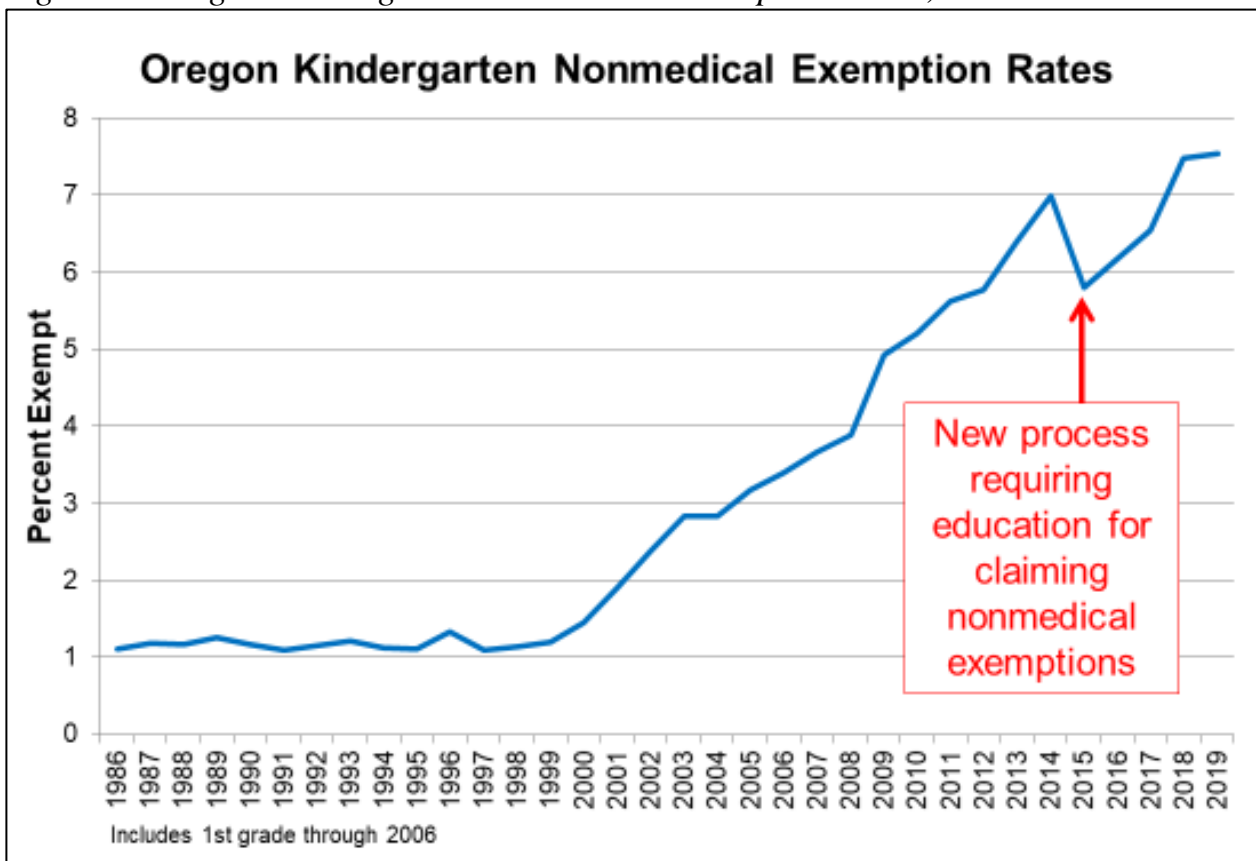


County nonmedical exemption rates for students in kindergarten through 12th grade ranged from 1% in Morrow County to 11% in Josephine County in 2019. There were 108 schools with 10 or more students that had zero nonmedical exemptions. The highest rate of nonmedical exemption in a school with 10 or more students was 80%.

In 2013, Oregon had the highest kindergarten nonmedical exemption rate in the U.S. In effort to address Oregon’s high rate of exemption, Oregon passed a law in 2013 to strengthen regulations for claiming a nonmedical exemption. Prior to the law, a parent needed only to sign a form to claim a nonmedical exemption. Now, all nonmedical exemptions require a parent to receive education about the benefits and risks of immunization from one of two sources: from a health care practitioner or from watching the online vaccine education module at www.healthoregon.org/vaccineexemption.

In 2015, the first year post implementation of the new law, Oregon’s kindergarten nonmedical exemption rate fell from 7.0% to 5.8%. After the initial decrease, kindergarten nonmedical exemption rates increased each year up to 7.5% in 2018. In 2019, the rate leveled off at 7.5%. Figure 3 shows kindergarten nonmedical exemption rates for the past three decades.

Figure 3. Oregon Kindergarten Nonmedical Exemption Rates, 1986-2019.



¹ Data source: Oregon Health Authority, Public Health Division, Immunization Program, March 2019

² http://www.thecommunityguide.org/vaccines/requirements_school.html