

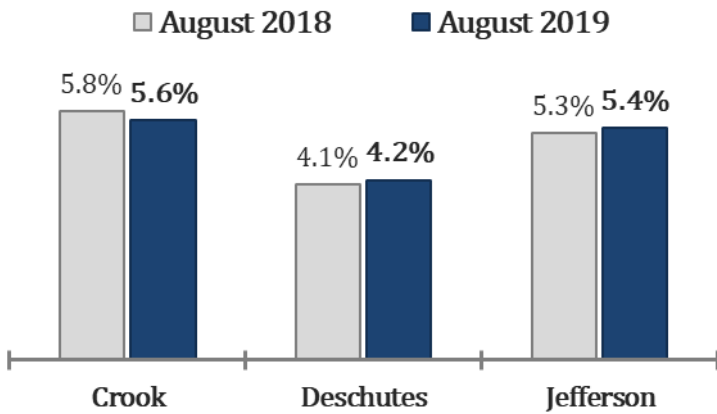


# Central Oregon Economic Indicators

September 2019 Edition

(August 2019 data)

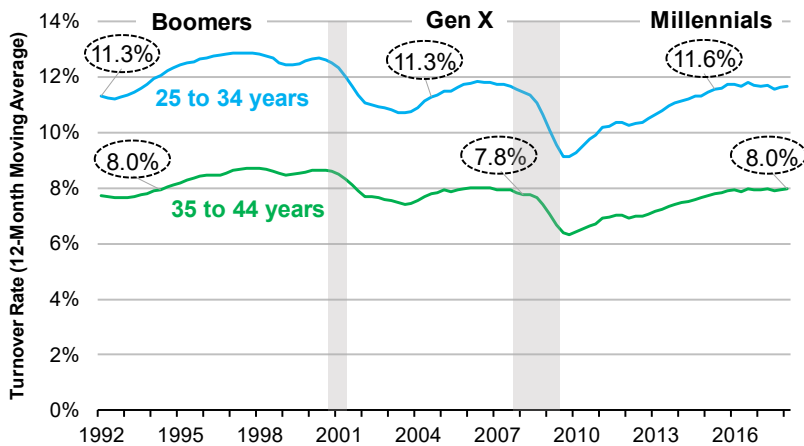
## Local Area Unemployment Rates (Seasonally adjusted)



## Graph of the Month

### Are Millennials Serial Job Hoppers?

Source: Oregon Employment Department and U.S. Census Bureau, Quarterly Workforce Indicators

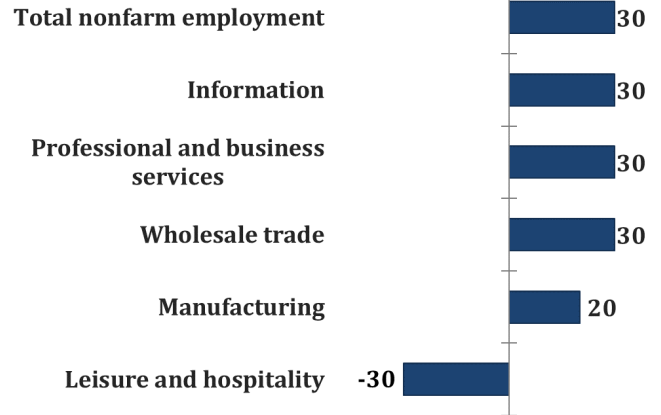


\*Grey areas indicate U.S. recession

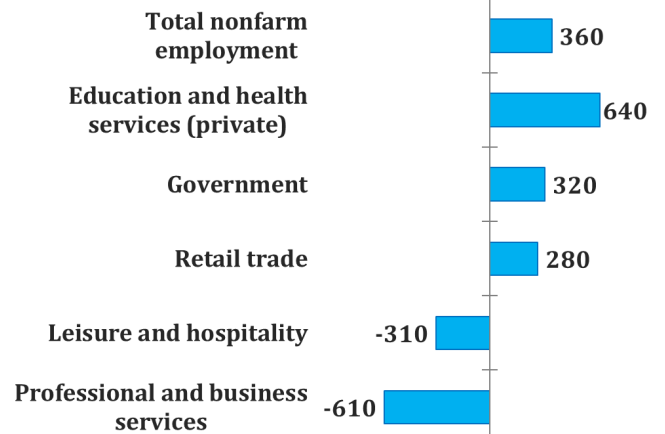
“Millennials can’t seem to hold a job these days.” This is a common anecdote I’ve heard in many forms, but is it true? Comparing the turnover rate of a 25 year old versus a 50 year old today would be disingenuous given that they’re in different stages of their careers. If we look historically at the turnover rate each generation had when they were in their 20’s and 30’s, we gain a better understanding of how often their employment situation changed at that age. When Boomers and Gen X workers were in their late 20’s and 30’s, their [turnover rate was nearly identical to Millennials’ today](#). In fact, older Millennials posted lower turnover rates following the recent recession. Although, this was likely a reflection of limited vacancies to transition to at the time. Next time someone repeats the anecdote above, remind them that older generations likely did the same thing at this age.

## Industry Gains and Losses (Over-the-year net employment change)

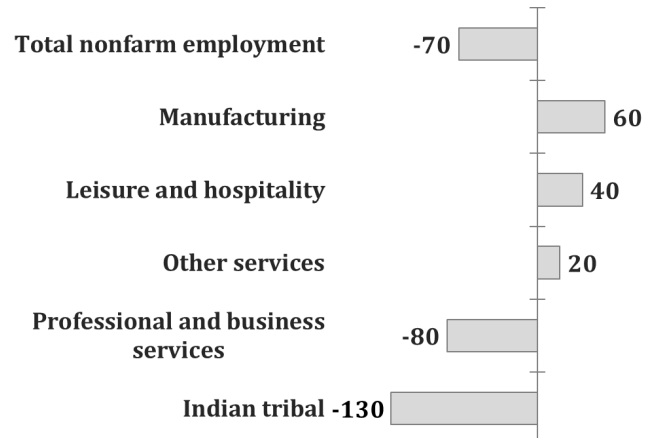
### Crook County



### Deschutes County



### Jefferson County



Need local data? Want to join the distribution list? Contact me!  
Kale Donnelly | Kale.Donnelly@Oregon.gov | 541.306.1645