


**KLAMATH AND LAKE COUNTY ECONOMIC INDICATORS**

**Total Nonfarm Employment**

Klamath County — 22,940 jobs, down by 280 over the year  
 Lake County — 2,370 jobs, up by 10 over the year

**Unemployment Rates, August 2019\***

Klamath County — 6.5 %  
 Lake County — 5.9 %  
 Oregon — 4.0 %  
 U.S. — 3.7 %




**Growth Industries, Over The Year**

Klamath — government, private education & health services.

Lake — government; retail.

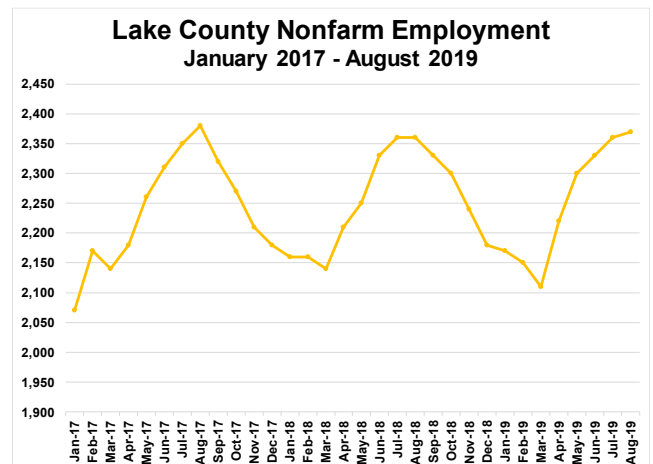
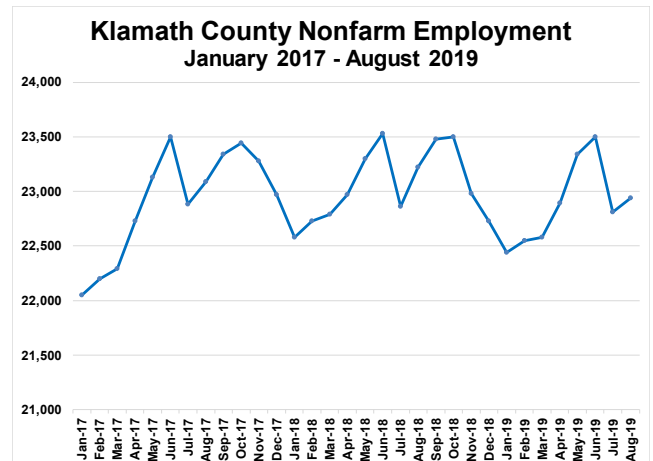
Klamath and Lake counties together experienced job losses over the past year, with 270 fewer jobs from August 2018 to 2019. The unemployment rate was essentially unchanged.



**Industries Posting Job Losses**

Klamath — professional & business services; manufacturing; leisure & hospitality

Lake — leisure & hospitality; professional & business services; construction; etc.



**For the Latest Info, Click Below:**

- ◆ [Unemployment rates](#)
- ◆ [Klamath County employment](#)
- ◆ [Lake County employment](#)
- ◆ [Latest Oregon labor market news](#)

or go to [QualityInfo.org](http://QualityInfo.org)

**Workforce Analyst for Lane County**

currently covering Southern Oregon

Economic Indicators

Henry Fields, (541) 359-9178

[Henry.L.Fields@Oregon.gov](mailto:Henry.L.Fields@Oregon.gov)

**Want to be added to the distribution list?**  
[Questions?](#) [Email me!](#)