

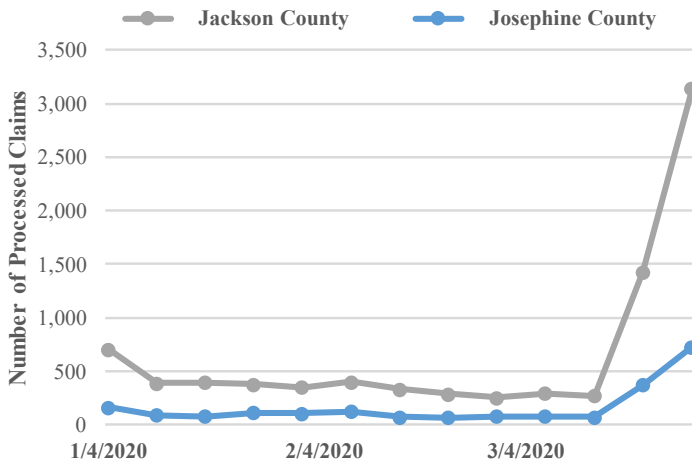
Jackson & Josephine Counties

March 2020 Edition

Graph of the Month

Initial Unemployment Insurance Claims January 2020 to March 28, 2020

Source: Oregon Employment Department

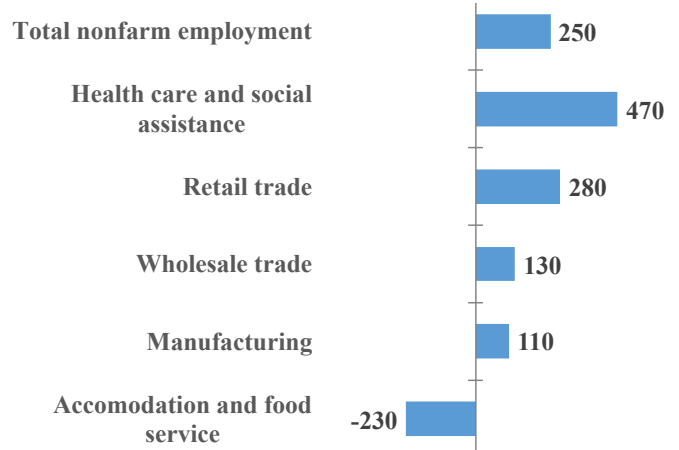


Due to Oregon's social distancing measures to address the COVID-19 pandemic, weekly unemployment insurance (UI) claims surged throughout the state in an unprecedented swing from one week to the next. The week of March 15-21 saw 76,500 initial claims in Oregon, 22,824 of which had been processed during the week. Jackson and Josephine counties had 1,426 claims processed within the same week. For reference, the average weekly claims for the 26 weeks preceding the week of March 21st was 4,250 for Oregon, and 184 claims for Jackson and Josephine counties. For more information, and the latest available data, please visit: [COVID-19](#)

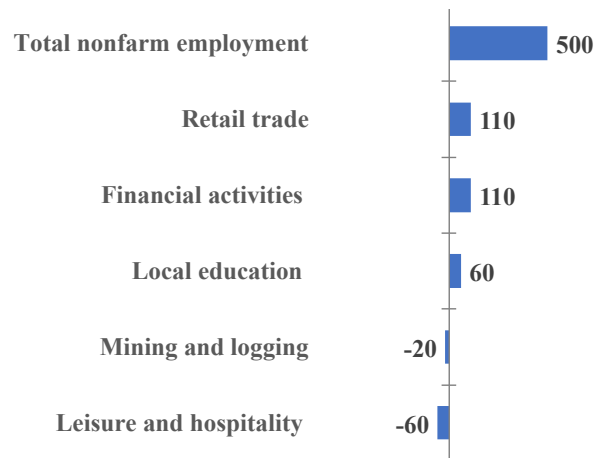
Industry Gains and Losses

(Over-the-year net employment change)
Source: Oregon Employment Department, CES

Jackson County

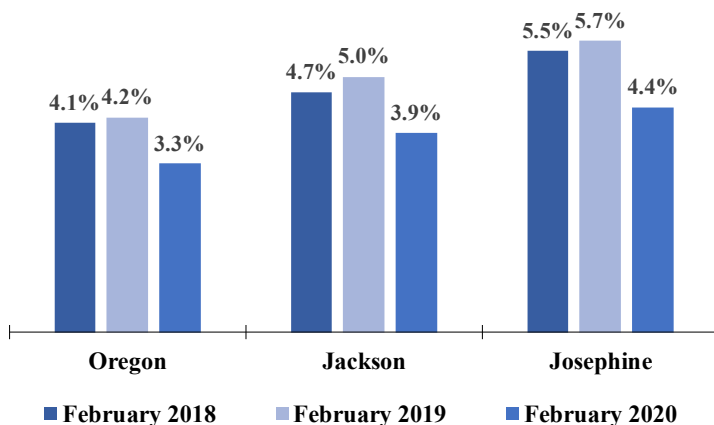


Josephine County



Statewide and Local Unemployment Rates (Seasonally adjusted)

Source: Oregon Employment Department, LAUS



For economic or labor market data contact:
Polly Farrimond, Workforce Analyst
Jackson, Josephine, Klamath and Lake counties
polly.a.farrimond@oregon.gov 541-414-5325
Contact me to be added to this distribution list.