

# Oregon Health Authority | COVID-19 Updates

[CDC website](#)[中文](#)[Español](#)

On March 8, 2020, Gov. Kate Brown declared a state of emergency to address the spread of COVID-19 in Oregon. The Oregon Health Authority (OHA) serves as the lead agency for the public health response.

To slow the spread of COVID-19, Governor Brown issued an [Executive Order](#) that Oregonians stay home except for essential needs. Health officials urge [social or physical distancing](#), good hand hygiene and covering coughs.

For general information on COVID-19 in Oregon, call 211. If you are having a medical emergency, call 911.

[Facebook](#) [Twitter](#) [YouTube](#)

[COVID-19 News from OHA](#)[Sign up for Updates](#)[Contact Us](#)[Information from Governor Brown](#)[Office of Emergency Management](#)[Department of Human Services](#)[Frequently Asked Questions](#)[OHP Members](#)[Healthcare Partners](#)

## Situation in Oregon

COVID-19 data are provisional and subject to change with ongoing data reconciliation.

### COVID-19 Cases in Oregon

[OHA COVID-19 Data Dashboard](#)[Learn about the Dashboard](#)

Data current as of 4/14/2020, 8:00 a.m. Updated daily.

Data current as of 4/14/2020, 8:00 a.m. Updated daily.

Positive	1,633
Negative	30,730
Total persons tested	32,363
Total deaths	55

The daily update, weekly report and projections are available below under "Additional Data and Projections."

## Demographics, Hospital Capacity and Testing



County	Positive <sup>†</sup>	Deaths*	Negative
Baker	0	0	30
Benton	24	3	572
Clackamas	135	3	2809
Clatsop	6	0	275
Columbia	11	0	373
Coos	1	0	340
Crook	1	0	107
Curry	3	0	96
Deschutes	55	0	1113
Douglas	19	0	524
Gilliam	0	0	15
Grant	1	0	31
Harney	0	0	45
Hood River	4	0	308
Jackson	47	0	2939
Jefferson	1	0	105
Josephine	19	1	668
Klamath	26	0	860
Lake	0	0	47
Lane	42	1	1451
Lincoln	4	0	263

County	Positive <sup>†</sup>	Deaths*	Negative
Linn	52	4	1170
Malheur	4	0	147
Marion	289	9	2549
Morrow	5	0	44
Multnomah	420	20	7135
Polk	30	1	514
Sherman	1	0	14
Tillamook	5	0	160
Umatilla	16	0	393
Union	4	0	84
Wallowa	1	0	21
Wasco	10	0	333
Washington	365	7	4375
Wheeler	0	0	6
Yamhill	32	6	814
<b>Total</b>	<b>1633</b>	<b>55</b>	<b>30730</b>

Age group	Cases	Percent	Ever hospitalized <sup>‡</sup>	Deaths*
0 to 19	38	2%	3	0
20 to 29	182	11%	18	0
30 to 39	249	15%	21	0
40 to 49	303	19%	54	1
50 to 59	289	18%	54	1
60 to 69	287	18%	103	10
70 to 79	178	11%	76	16
80 and over	107	7%	52	27
Not available	0	0%	-	0
<b>Total</b>	<b>1633</b>	<b>100%</b>	<b>381</b>	<b>55</b>

Sex	Cases	Percent	Deaths*
Female	907	56%	27

Sex	Cases	Percent	Deaths*
Male	717	44%	28
Not available	9	1%	0
<b>Total</b>	<b>1633</b>	<b>100%</b>	<b>55</b>

Hospitalized <sup>†</sup>	Cases	Percent
Yes	381	23%
No	1112	68%
Not provided	140	9%
<b>Total</b>	<b>1633</b>	<b>100%</b>

Hospital capacity and usage as reported to HOSCAP <sup>†</sup>	Available	Total
Adult ICU beds	328	751
Adult non-ICU beds	2134	6974
Pediatric NICU/PICU beds	85	198
Pediatric non-ICU beds	187	287
Ventilators	794	

COVID-19 details <sup>†</sup>	Patients with suspected or confirmed COVID-19	Only patients with confirmed COVID-19
Current hospitalized patients	311	150
Current patients in ICU beds	88	52
Current patients on ventilators	44	37

Testing by Oregon State Public Health Laboratory	
Specimens received at OSPHL on 4/13/2020	29
Test results released by OSPHL on 4/13/2020	20
Specimens pending at OSPHL as of 8:00 p.m. 4/13/2020	9
Total persons tested for COVID-19 at OSPHL since 2/28/2020	3,149
<i>Total persons tested at other laboratories</i>	<i>29,214</i>
<i>Total persons tested</i>	<i>32,363</i>

<sup>†</sup>County of residence for cases may change as new information becomes available. If changes occur, we will update our counts accordingly.

\*For additional details on individuals who have died from COVID-19 in Oregon, please [refer to our press releases](#).

‡Ever hospitalized, if available, as reported to Orpheus. Orpheus is the state of Oregon's electronic disease surveillance system for reportable diseases. Cases are considered hospitalized if they were ever admitted to the hospital for inpatient care during their COVID-19 illness. Cases who were examined in but not admitted to a hospital may be incorrectly classified as hospitalized until interview and medical record review are complete, leading to fluctuations in the number of hospitalized COVID-19 cases.

‡Every hospital in Oregon is asked to submit data twice daily to Oregon's Hospital Capacity Web System (HOSCAP). Hospital staff are asked to enter bed capacity information, by type, as well as the numbers of patients with suspected or confirmed COVID-19 illness who are currently hospitalized at the time of data entry. These data may conflict with hospitalization status in Orpheus due to case reporting and investigation lags and temporary discrepancies in case classification.

Notes:

1. Because community transmission is occurring in Oregon and recommendations on [social or physical distancing](#) are in place, as of March 17, 2020, we no longer report daily counts of persons under monitoring.
2. Confirmation by CDC of laboratory results from the Oregon State Public Health Laboratory is no longer required; therefore as of March 15, 2020, we no longer note the number of CDC-confirmed cases.
3. Reporting of travel history is not available for cases reported to OHA by commercial laboratories; therefore as of March 15, 2020, we no longer include information about travel history.
4. As of March 25, 2020, we are including the number of pending test results available from the Oregon State Public Health Laboratory (OSPHL). The OSPHL serves as the first source of testing during an outbreak and as commercial labs come online, OSPHL increases focus on priority testing. Commercial labs have the ability to conduct testing on an industrial scale, but do not report pending results, therefore we only include pending results from OSPHL.
5. As of March 26, 2020, OHA is releasing a COVID-19 Daily Update (formerly called the Situational Status Report) which is produced jointly with [Oregon Office of Emergency Management](#). It details the overall picture of the COVID-19 response across government agencies. Previous updates are posted on [OHA's COVID-19 News page](#).

**Additional Data and Projections**



**Governor's Task Force**



## **Governor's Orders and OHA Guidance**

**Executive Orders and Resources from the Governor's Office**



**OHA Guidance and Rules**



 **Stay Home, Save Lives**

In the effort to slow the spread of COVID-19, we are asking Oregonians around the state to share information on how to stay safe and save lives.

[➔ Stay Home, Save Lives Resources for Sharing](#)

## Resources for the Community

**Individuals, Families and Caregivers**

**+**

**Older Adults**

**+**

**People with Disabilities**

**+**

**Behavioral Health**

**+**

**COVID-19 Testing**

**+**

**Discrimination and Stigma**

**+**

**Early Child Care, Schools and Higher Education**

**+**

**Election Workers**

**+**

**Food Safety and Food Service**

**+**

**Home Care Workers**

**+**

**Housing Services and Homeless Camps**

**+**


**Pregnancy and Breastfeeding**


**+**


## Healthcare Volunteers

Are you a licensed healthcare worker and want to offer your skills to the community during the COVID-19 response? Visit our SERV-OR website and register with the State Managed Volunteer Pool and your local Medical Reserve Corps unit.

 [SERV-OR Website](#)

 [Frequently Asked Questions](#)

 [Training for Volunteers](#)


 [How to Request Volunteers](#)

## Situation in the U.S. and Globally

The Centers for Disease Control and Prevention (CDC) leads the U.S. response. The World Health Organization (WHO) guides the global response.

 [Information from CDC](#)

 [Information from WHO](#)

 [Myth Busters from WHO](#)

COVID19 English  
from PBEM

02:02

[Available here in multiple languages](#)

Allergies or CO...

Proper Handw...

Cómo proteger...

Mitos y Verdad...

LANGUAGE M...

¿Cómo protegernos del COVID-19?  
(How to protect us from COVID19)


Mitos y Verdades sobre el COVID-19  
(Myths and Truths of COVID-19)


Language Mam COVID-19

 [Facebook](#)  [Twitter](#)  [YouTube](#)

 **General questions:** [COVID.19@dhsoha.state.or.us](mailto:COVID.19@dhsoha.state.or.us)

 **Website feedback:** [Health.Webmaster@dhsoha.state.or.us](mailto:Health.Webmaster@dhsoha.state.or.us)

 **Accessibility:** Everyone has a right to know about and use Oregon Health Authority (OHA) programs and services. OHA provides free help. Some examples of the free help OHA can provide are: sign language and spoken language interpreters, written materials in other languages, Braille, large print, audio and other formats. If you need help or have questions, please contact Mavel Morales at 1-844-882-7889, 711 TTY, [OHA.ADAModifications@dhsoha.state.or.us](mailto:OHA.ADAModifications@dhsoha.state.or.us).

 **Language access:** OHA is working to provide original content in languages other than English. Many of the materials in our community resources section are available in multiple languages. OHA is also providing the Google™ Translate option below to assist you in reading the OHA website in languages other than English. Google™ Translate cannot translate all types of documents and may not provide an exact translation. Anyone relying on information obtained from Google™ Translate does so at their own risk. OHA does not make any promises, assurances, or guarantees as to the accuracy of the translations provided.

Select Language ▾

Powered by  Google Translate

Updated on April 14th, 2020 06:35PM