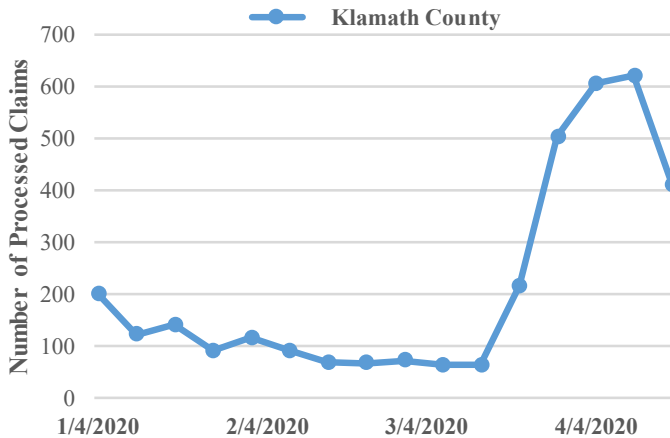


## Klamath & Lake Counties

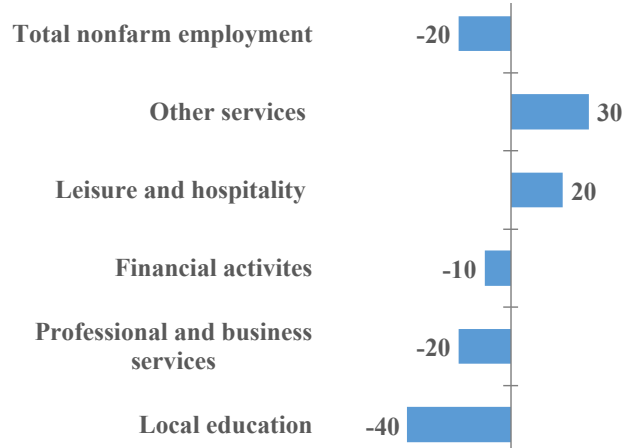
## April 2020 Edition

**Graph of the Month**  
**Initial Unemployment Insurance Claims for Klamath**  
**January 2020 to April 18, 2020**  
**(Lake County is confidential)**  
 Source: Oregon Employment Department

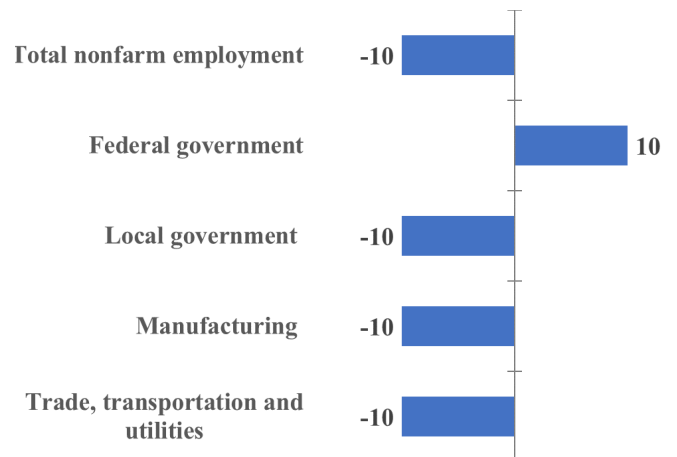


**Industry Gains and Losses**  
 (Over-the-year net employment change, seasonally adjusted)  
 Source: Oregon Employment Department, CES

### Klamath County



### Lake County



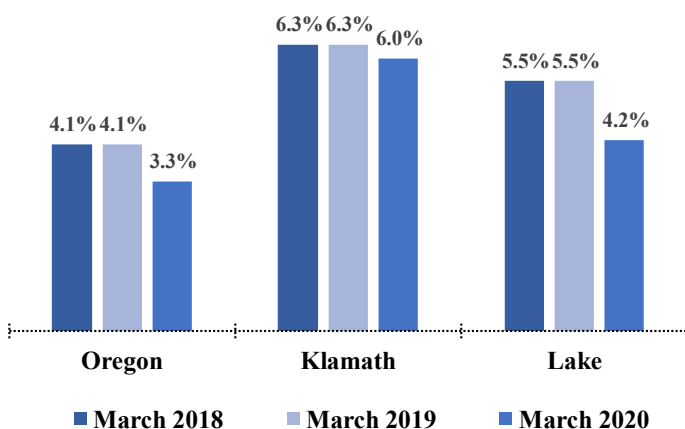
Unless labeled otherwise this data is from March 2020. This pre COVID data will be a valuable baseline for comparison to the April release on May 27, 2020.

Since March 14, the Oregon Employment Department has processed more than 300,000 initial claims. Klamath and Lake counties had 2,545 initial claims filed within the same time period. Since April 11, 2020 initial claims filed in both Klamath and Lake counties have decreased.

In March, Klamath county decreased total payroll jobs by 20 and Lake county decreased by 10 year over year.

For more information, and the latest available data, please visit our COVID-19 page: [COVID-19](#)

**Statewide and Local Unemployment Rates**  
 (Seasonally adjusted)  
 Source: Oregon Employment Department, LAUS



For economic or labor market data contact:  
 Polly Farrimond, Workforce Analyst  
 Jackson, Josephine, Klamath and Lake counties  
[polly.a.farrimond@oregon.gov](mailto:polly.a.farrimond@oregon.gov) 541-414-5325  
 Contact me to be added to this distribution list.

Follow our blog: [oregonemployment.blogspot.com](http://oregonemployment.blogspot.com)  
 Twitter: [twitter.com/OED\\_Research](https://twitter.com/OED_Research)  
 Website: [qualityinfo.org](http://qualityinfo.org)