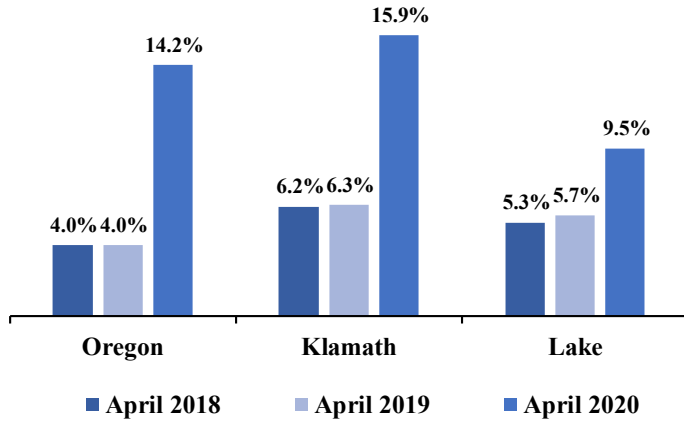


Klamath & Lake Counties

May 2020 Edition

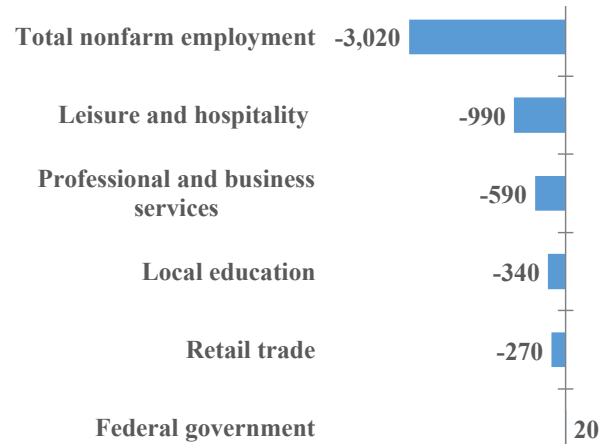
**Statewide and Local Unemployment Rates
 (Seasonally adjusted)**
 Source: Oregon Employment Department, LAUS



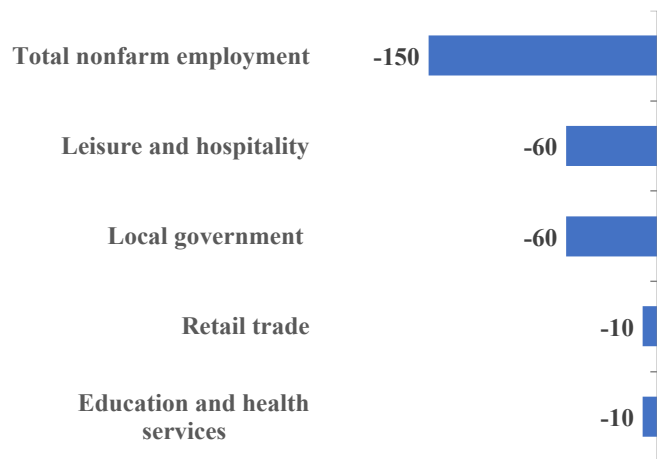
For the month of April the unemployment rate in Klamath County was 15.9 percent, up 9.6 percentage points since April of last year. Lake County unemployment rate was 9.5 percent in April, up 3.8 percentage points since April of last year. Leisure and hospitality, professional and business services and local government lead in the sector declines. The monthly graph is a forecast created by the Oregon Office of Economic Analysis. This graph makes a visual projection of the length and depth of this current economic downturn. To learn more about the details of this possible outcome click this link: [Oregon Economic and Revenue Forecast](#)

**Selected Industry Gains and Losses
 (Over-the-year net employment change)**
 Source: Oregon Employment Department, CES

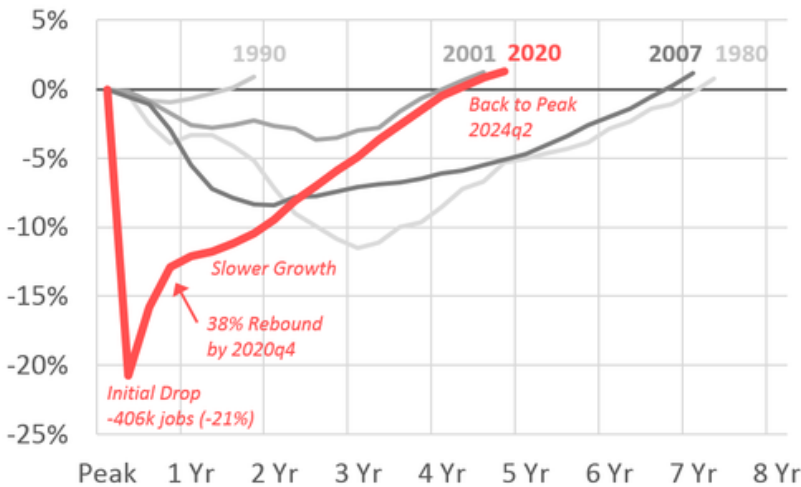
Klamath County



Lake County



**Monthly Graph
 Oregon Recession Comparison
 Employment Percent Change from Pre-Recession Peak**
 Source: Oregon Employment Department, Office of Economic Analysis



For economic or labor market data contact:
 Polly Farrimond, Workforce Analyst
 Jackson, Josephine, Klamath and Lake counties
polly.a.farrimond@oregon.gov 541-414-5325
 Contact me to be added to this distribution list.

Follow our blog: oregonemployment.blogspot.com
 Twitter: twitter.com/OED_Research
 Website: qualityinfo.org