



# Oregon COVID-19 Weekday Update

Summary as of Monday, 06/08/2020



Operation Center	Status	Comment
------------------	--------	---------

State ESF-8 Oregon Health Authority	Activated	Agency Operations Center (AOC) activated on 01/21/2020
-------------------------------------	-----------	--

<b>New Cases<sup>§</sup>: 352</b>	<b>New Deaths<sup>§</sup>: 3</b>
-----------------------------------	----------------------------------

### Oregon COVID-19 Testing Results as reported to Orpheus\*

Cumulative COVID-19 Testing in Oregon		Testing at Oregon State Public Health Lab	
Positive	4,775	Specimens received on 6/07	378
Negative	144,957	Test results released on 6/07	98
Total tested	149,732	Specimens pending as of 8:00 PM 6/07	379
<b>Total deaths</b>	<b>164</b>	<b>Total tested at OSPHL</b>	<b>6,946</b>

### Age, Sex and Hospitalization Status for Confirmed and Presumptive COVID-19 Cases (Cumulative) Updated on Weekdays<sup>§</sup>

Cases by Age Group	n (%)	Cases by Sex (as reported to OHA)	n (%)
0 to 9	90 (2)	Female	2,534 (51)
10 to 19	222 (5)	Male	2,382 (48)
20 to 29	854 (17)	Non-binary	1 (0)
30 to 39	850 (17)	Not available	5 (0)
40 to 49	849 (17)	<b>Total</b>	<b>4,922</b>
50 to 59	806 (16)		
60 to 69	595 (12)	Hospitalized During Illness?	
70 to 79	378 (8)	Yes	843 (17)
80+	272 (6)	No	3,733 (76)
Not available	6 (0)	Not available	346 (7)
<b>Total</b>	<b>4,922</b>	<b>Total</b>	<b>4,922</b>

### Race, Ethnicity, Select Symptoms and Risk Factors for Confirmed and Presumptive COVID-19 Cases Updated Weekly on Wednesdays

Cases by Race <sup>†</sup>	n (%)	Cases by Ethnicity <sup>†</sup>	n (%)	Health Care Worker?	n (%)
White	2,065 (48)	Hispanic	1,463 (34)	Yes	652 (15)
Black	116 (3)	Not Hispanic	2,382 (55)	No	3,074 (72)
Asian	149 (4)	Not available	457 (11)	Not available	576 (13)
AI/AN**	88 (2)	<b>Total</b>	<b>4,302</b>	<b>Total</b>	<b>4,302</b>
Pacific Islander	72 (2)				
Other	1,267 (30)			Reside or Work in Congregate Setting <sup>‡</sup>	
>1 race	76 (2)			Yes	882 (21)
Not available	469 (10)			No	2,841 (66)
<b>Total</b>	<b>4,302</b>			Not available	579 (13)
**American Indian/Alaska Native				<b>Total</b>	<b>4,302</b>

<sup>§</sup>Total cases include presumptive and confirmed cases. Presumptive cases are people without a positive diagnostic test who have COVID-19-like symptoms and had close contact with someone diagnosed with a laboratory confirmed case. Monday's report includes new cases and deaths reported between 0001 Friday – 2400 Sunday.

\*Orpheus is the state of Oregon's electronic disease surveillance system for reportable diseases

<sup>†</sup>Provisional

<sup>‡</sup>Congregate settings include, but are not limited to, long-term care facilities, group homes, prisons, shelters, etc.



# Oregon COVID-19 Weekday Update

Summary as of Monday, 06/08/2020



Hospital Capacity and Usage in Oregon as reported to HOSCAP*					
Overall Capacity	Available	Total Staffed	COVID-19 Details	Patients with Suspected or Confirmed COVID-19	Only Patients with Confirmed COVID-19
Adult ICU beds	197	761	Current hospitalized patients	137	65
Adult non-ICU beds	1,133	4,535	Current patients in ICU Beds	43	24
Pediatric NICU/PICU beds	71	286	Current patients on ventilators	18	14
Pediatric non-ICU beds	130	341			
Ventilators	779				

\*Every hospital in Oregon is asked to submit data twice daily to Oregon’s Hospital Capacity Web System (HOSCAP). Data are based on the most recent report from the hospitals, available as of 0900. Hospital staff are asked to enter bed capacity information, by type, as well as the number of patients with suspected or confirmed COVID-19 illness who are currently hospitalized at the time of data entry. These data may conflict with hospitalization status in Orpheus due to case reporting and investigation lags and temporary discrepancies in case classification.

## Personal Protective Equipment (PPE) & Supply Inventory

PPE information is available on Oregon’s COVID-19 Response [Personal Protective Equipment](#) webpage.

**Note:** Internet Explorer is not a supported browser to access the PPE link.



# Oregon COVID-19 Weekday Update

## Summary as of Monday, 06/08/2020

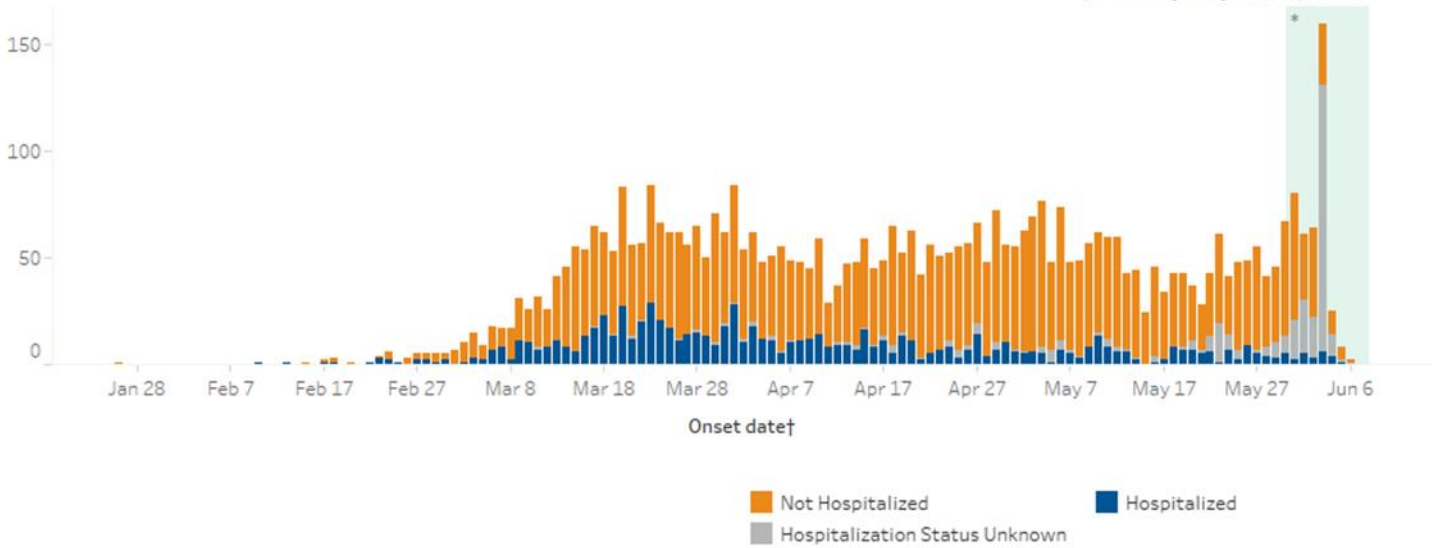


### Oregon's Epi Curve: COVID-19 cases

This chart shows the number of Oregonians who have been identified as COVID-19 cases and whether they were ever hospitalized for their illness. ‡

Total Cases	Hospitalized	Not Hospitalized	Hospitalization Status Unknown
4,922	843	3,733	346

\*Illnesses that began during this time period may not yet be reported.



‡ COVID-19 cases include both confirmed and presumptive cases.

† Cases are counted by onset date (the date the person started having symptoms). When a person with symptoms did not report their onset date or when a person without symptoms is tested, their onset date is calculated as 2 days before the specimen was collected for testing.

COVID-19 data are provisional and subject to change.



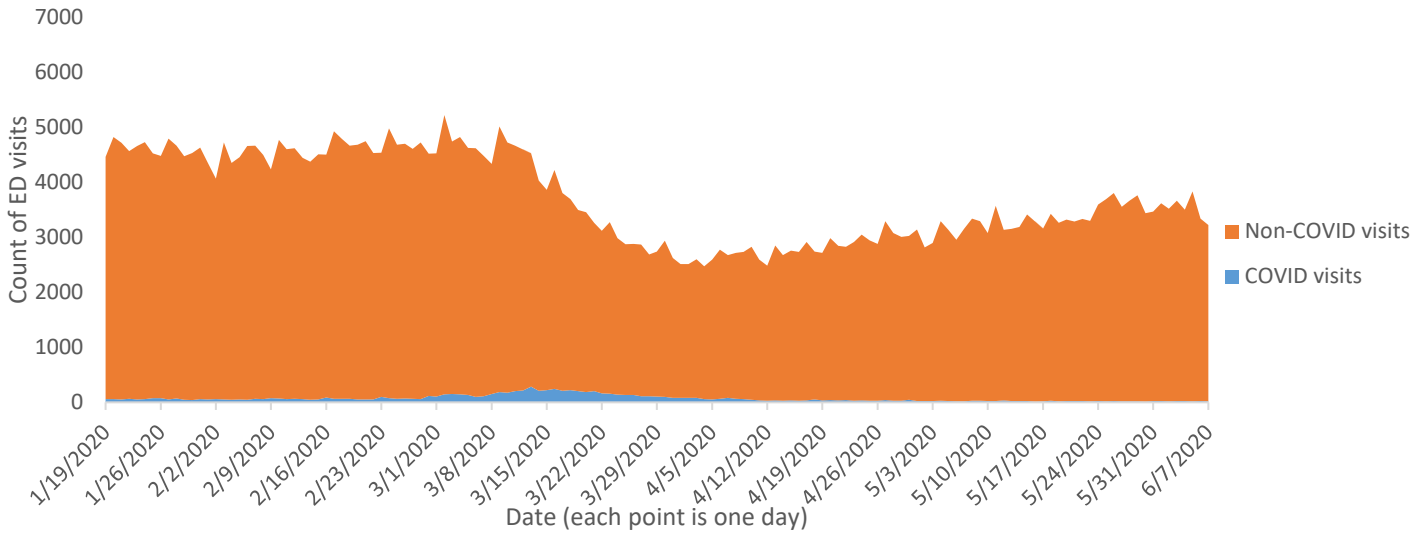
# Oregon COVID-19 Weekday Update

Summary as of Monday, 06/08/2020

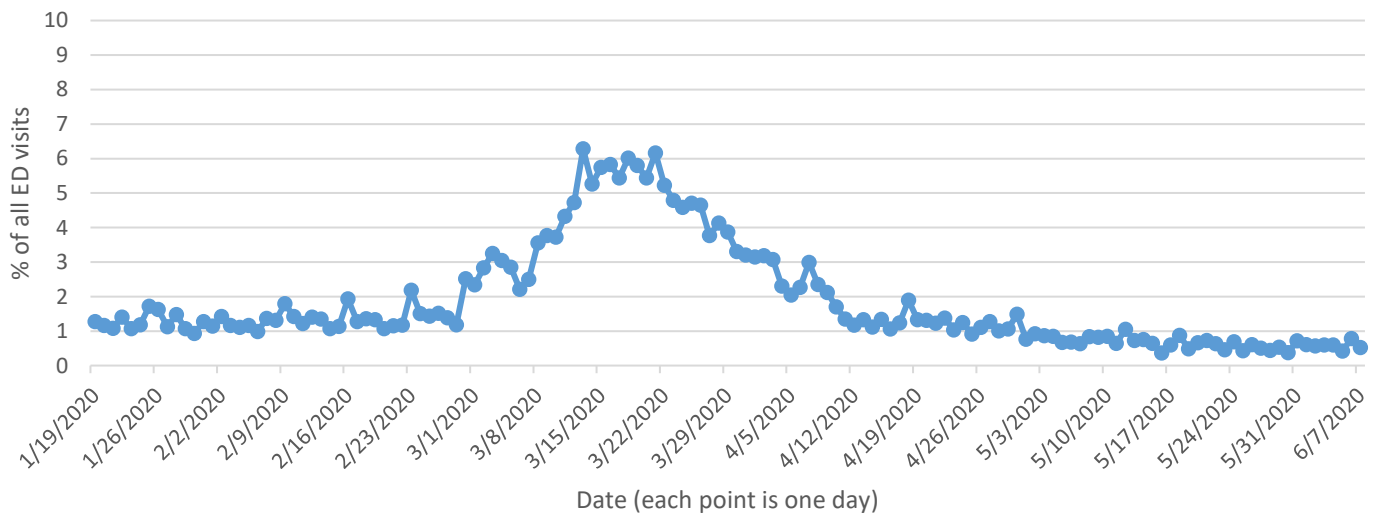


## Emergency Department Visits in Oregon as reported to Oregon ESSENCE\*

COVID-like visits still make up a small proportion of all reported ED visits



The percentage of COVID-like visits has decreased



\*Oregon ESSENCE receives daily reports of emergency department visits from all 60 non-Federal hospitals in Oregon.



# Oregon COVID-19 Weekday Update

Summary as of Monday, 06/08/2020



## Oregon Resources

[OHA Public Health COVID-19](#)  
[Local Public Health Authority Directory](#)  
[ODE and OHA's CD Guidance](#)  
[Emerging Respiratory Infections: COVID-19](#)  
[OEM COVID-19 Resources](#)  
[Oregon Coronavirus Information and Resources](#)  
[OHA COVID-19 Data Dashboard](#)

## Other Resources

[CDC Coronavirus Disease 2019 \(COVID-19\)](#)  
[CDC Hygiene Etiquette](#)  
[CDC Handwashing Campaign](#)  
[SAMHSA Coping with Stress During Outbreaks](#)  
[CDC Helping Children Cope with Emergencies](#)

## Acronyms

**CD:** Communicable Disease  
**CDC:** Centers for Disease Control  
**COVID-19:** Coronavirus Disease 2019  
**DUL:** Data Unit Leader  
**ED:** Emergency Department  
**HOSCAP:** Hospital Capacity Web System  
**IC:** Incident Commander  
**ICU:** Intensive Care Unit  
**NICU:** Neonatal Intensive Care Unit

**OHA:** Oregon Health Authority  
**OSPHL:** Oregon State Public Health Laboratory  
**PICU:** Pediatric Intensive Care Unit  
**PIO:** Public Information Officer  
**PPE:** Personal Protective Equipment  
**PSC:** Planning Section Chief  
**SITL:** Situation Unit Leader

This document is available in other languages, large print, braille or other formats upon request. For ADA accommodations, please contact the COVID-19 **Health Information Center** at **971-673-2097** or email [orcovid19.media@dhsoha.state.or.us](mailto:orcovid19.media@dhsoha.state.or.us). We accept all relay calls or dial 711.

**Prepared by:** Nancy Bood and Jara Poppinga, SITL  
**Reviewed by:** Julie Black, PSC; Kristin Bork, DUL; Larry Bingham, PIO  
**Approved by:** Melissa Powell, IC