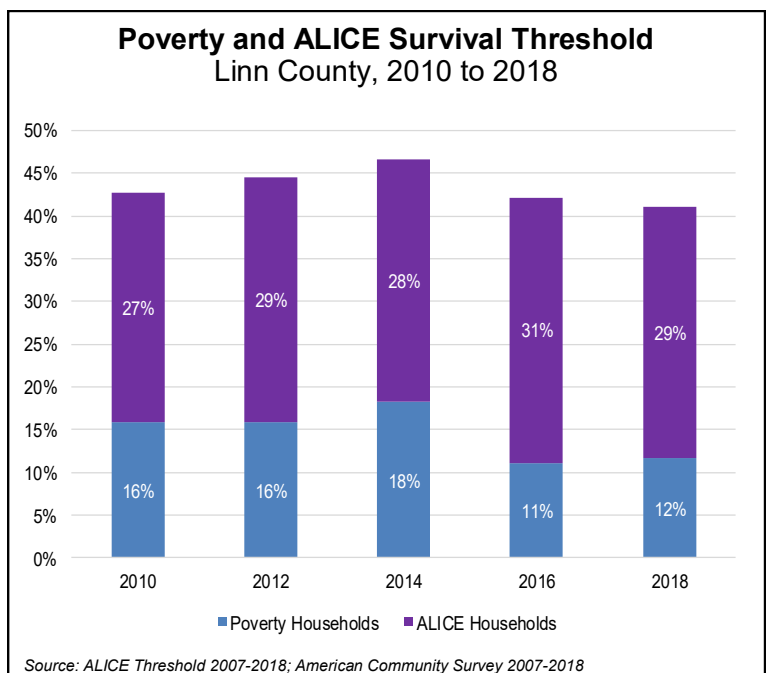
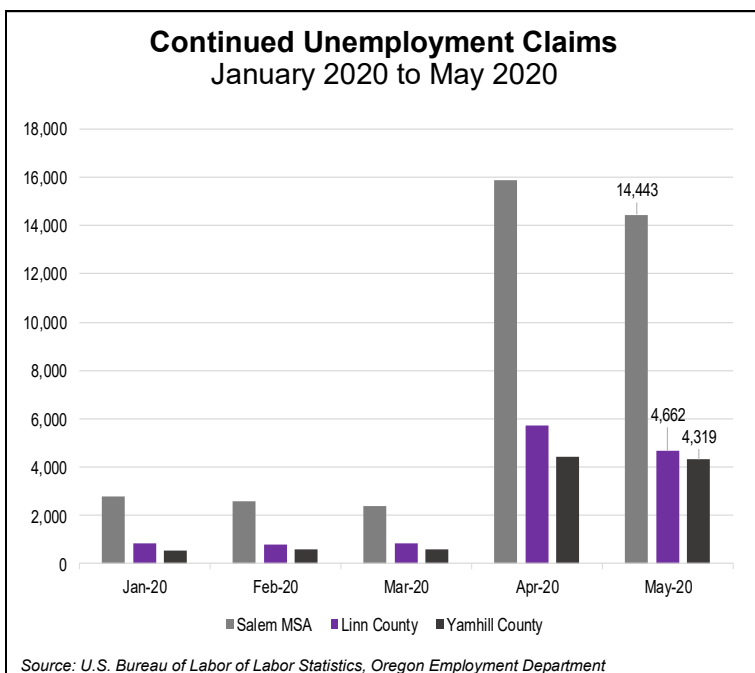
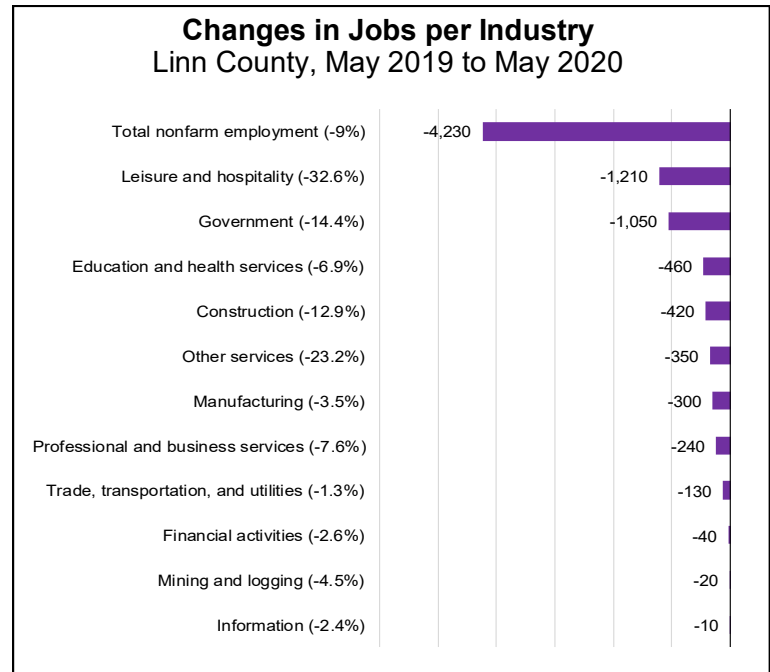
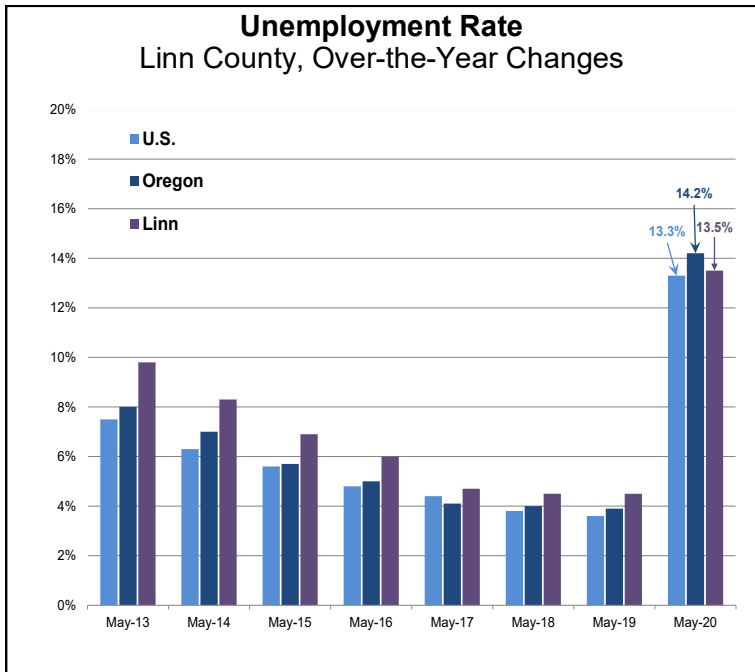


Mid-Valley Economic Indicators—Linn County

The seasonally adjusted unemployment rate for Linn County in May was 13.5 percent. Oregon’s seasonally adjusted unemployment rate was 14.2 percent. Total nonfarm employment in Linn County for May 2020 fell 9.0 percent from May 2019. Continued unemployment claims (which count individuals who were eligible and received benefits) is down from 5,701 in April to 4,662 in May, but is still far higher than the level seen in the first quarter of 2020.

Our graph of the month is new data from United for ALICE (Asset Limited, Income Constrained, Employed). The ALICE Threshold defines the survival budget needed for a household to buy basic necessities. It differs from the official poverty level by accounting for area cost of living and the spending patterns for low-wage earners. The graph depicts households (ALICE and Poverty) that make less than the ALICE threshold. You can check out Oregon’s profile at [United for ALICE](#).



For more information and/or to be added to the monthly e-mail distribution list, contact:

Michael Dougherty, Workforce Analyst, Oregon Employment Dept.
Serving Linn, Marion, Polk, and Yamhill counties
Michael.Dougherty@oregon.gov

Join the conversation and stay informed.

oregonemployment.blogspot.com/

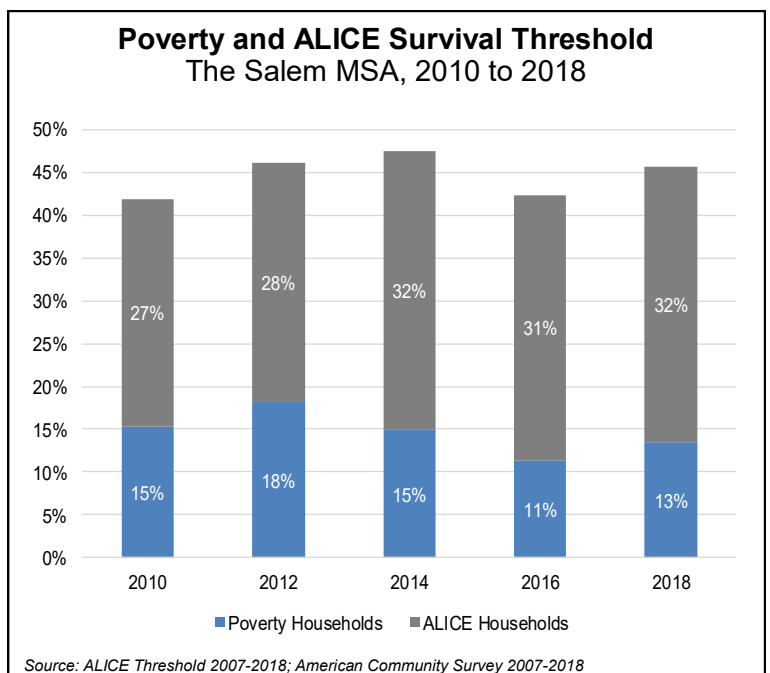
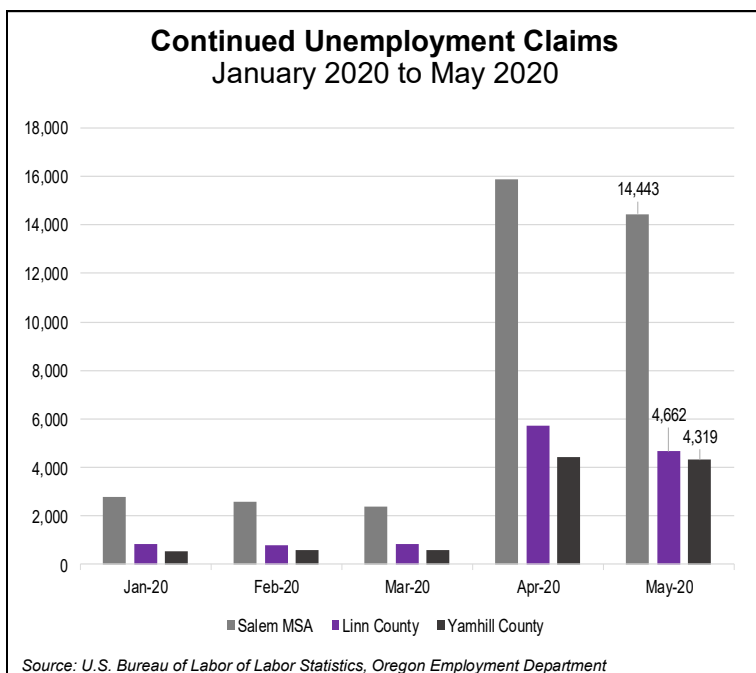
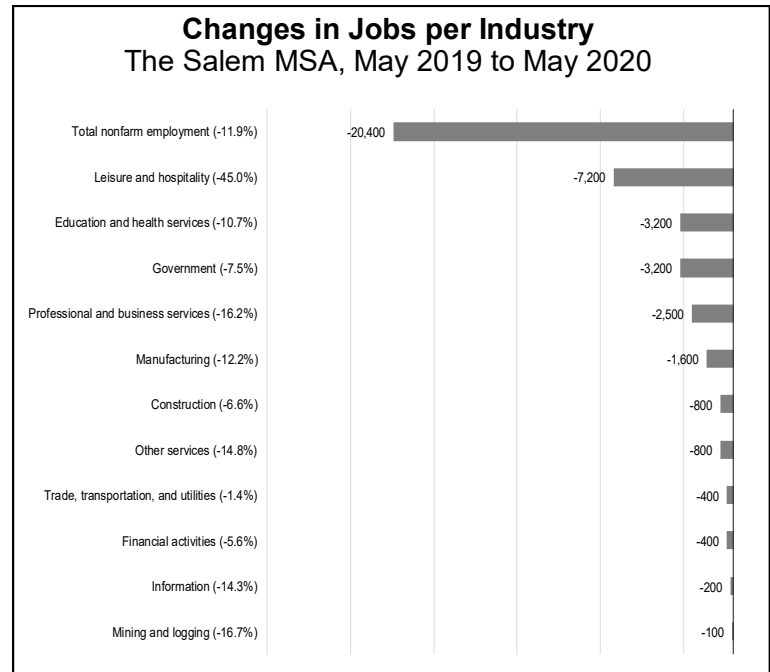
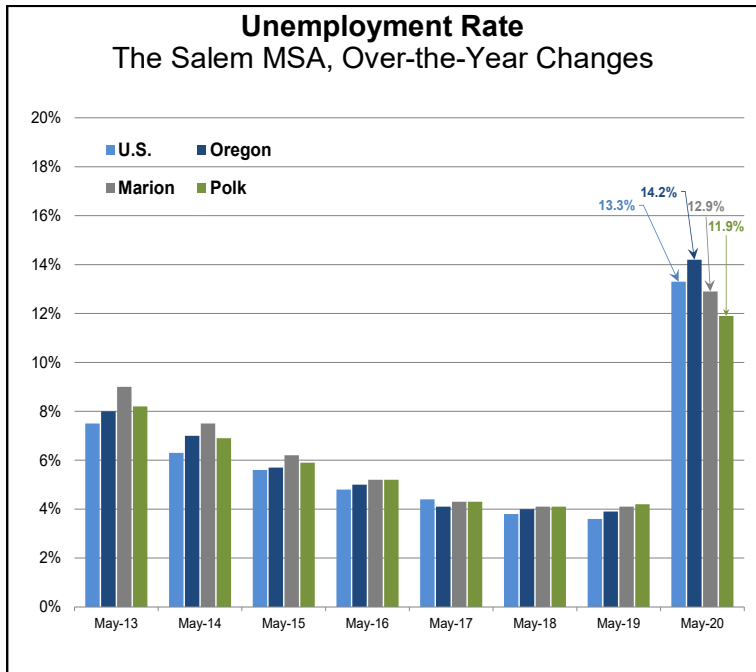
Twitter: @OED_Research

I am available for presentations and speaking engagements.

Mid-Valley Economic Indicators—The Salem MSA

The seasonally adjusted unemployment rate for the Salem MSA in May was 12.7 percent. Oregon's seasonally adjusted unemployment rate was 14.2 percent. Total nonfarm employment in the Salem MSA for May 2020 fell 11.9 percent from May 2019. Continued unemployment claims (which count individuals who were eligible and received benefits) is down from 15,873 in April to 14,443 in May, but is still far higher than the level seen in the first quarter of 2020.

Our graph of the month is new data from United for ALICE (Asset Limited, Income Constrained, Employed). The ALICE Threshold defines the survival budget needed for a household to buy basic necessities. It differs from the official poverty level by accounting for area cost of living and the spending patterns for low-wage earners. The graph depicts households (ALICE and Poverty) that make less than the ALICE threshold. You can check out Oregon's profile at [United for ALICE](#).



For more information and/or to be added to the monthly e-mail distribution list, contact:

Michael Doughty, Workforce Analyst, Oregon Employment Dept.
Serving Linn, Marion, Polk, and Yamhill counties
Michael.Doughty@oregon.gov

Join the conversation and stay informed.

oregonemployment.blogspot.com/

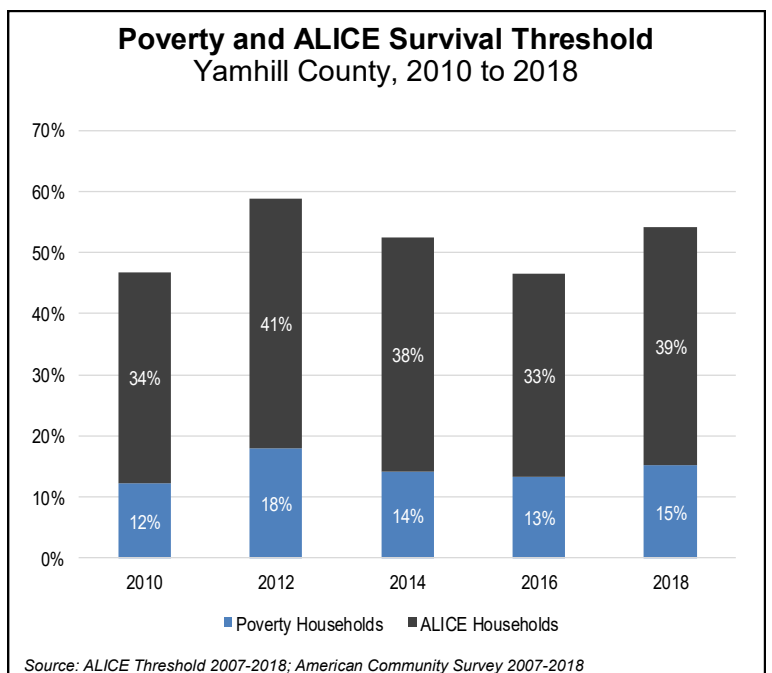
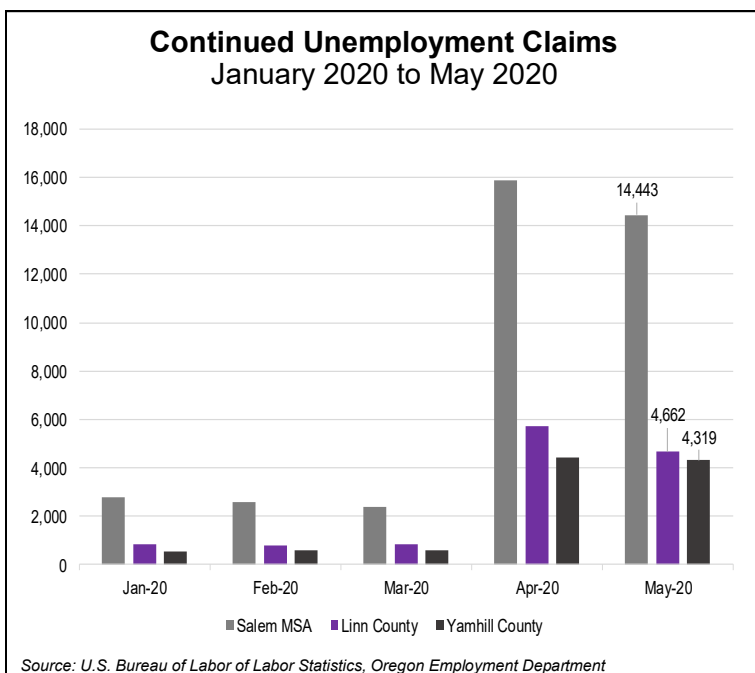
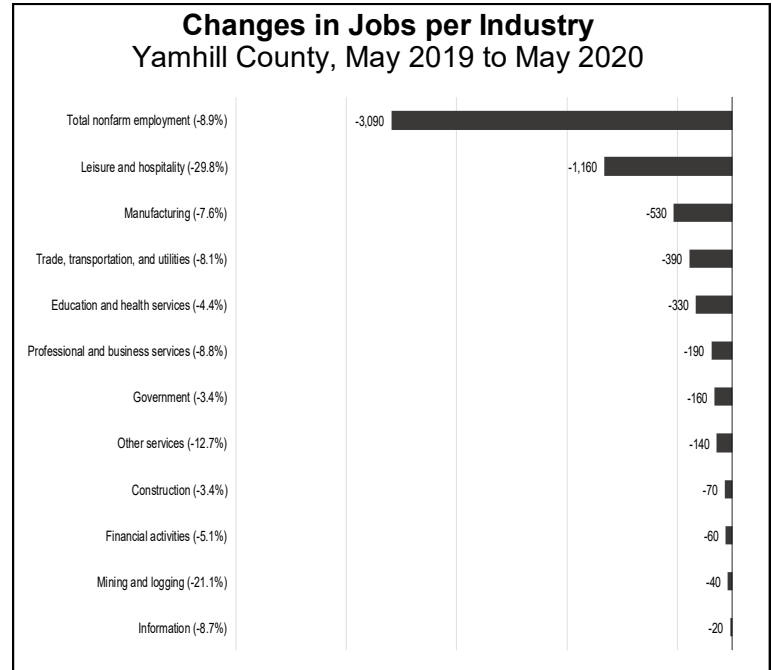
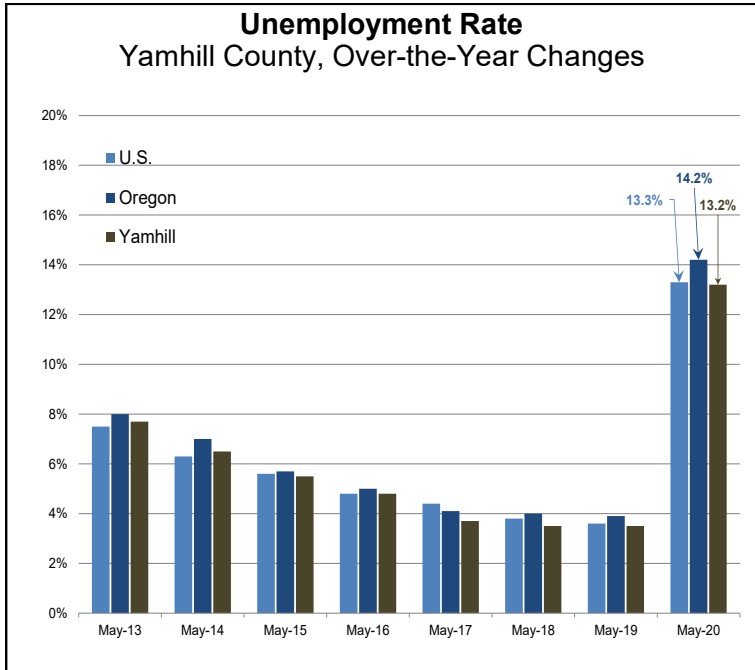
Twitter: [@OED_Research](https://twitter.com/OED_Research)

I am available for presentations and speaking engagements.

Mid-Valley Economic Indicators—Yamhill County

The seasonally adjusted unemployment rate for Yamhill County in May was 13.2 percent. Oregon’s seasonally adjusted unemployment rate was 14.2 percent. Total nonfarm employment in Yamhill County for May 2020 fell 8.9 percent from May 2019. Continued unemployment claims (which count individuals who were eligible and received benefits) is down from 4,445 in April to 4,319 in May, but is still far higher than the level seen in the first quarter of 2020.

Our graph of the month is new data from United for ALICE (Asset Limited, Income Constrained, Employed). The ALICE Threshold defines the survival budget needed for a household to buy basic necessities. It differs from the official poverty level by accounting for area cost of living and the spending patterns for low-wage earners. The graph depicts households (ALICE and Poverty) that make less than the ALICE threshold. You can check out Oregon’s profile at [United for ALICE](#).



For more information and/or to be added to the monthly e-mail distribution list, contact:

Michael Doughty, Workforce Analyst, Oregon Employment Dept.
Serving Linn, Marion, Polk, and Yamhill counties
Michael.Doughty@oregon.gov

Join the conversation and stay informed.
oregonemployment.blogspot.com/
Twitter: @OED_Research

I am available for presentations and speaking engagements.