

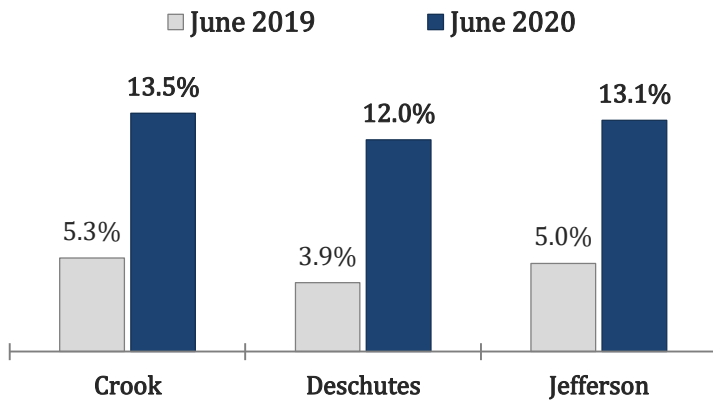


Central Oregon Economic Indicators

July 2020 Edition

(June 2020 data)

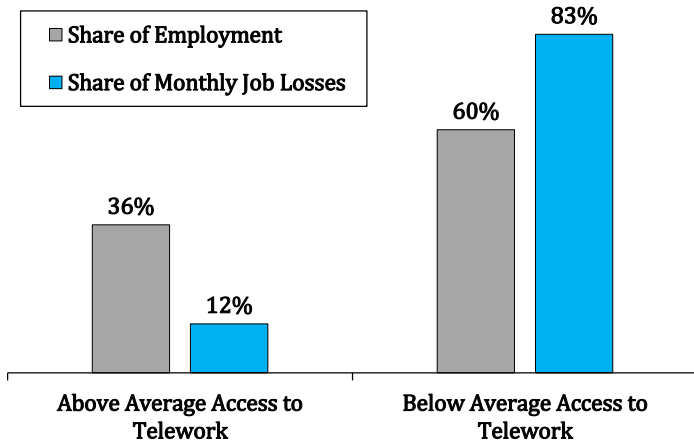
Local Area Unemployment Rates (Seasonally adjusted)



Graph of the Month

Industries With Greater Ability to Telework Saw Lesser Share of Job Losses at Onset of COVID-19

Source: OED and University of Chicago (March and April 2020)



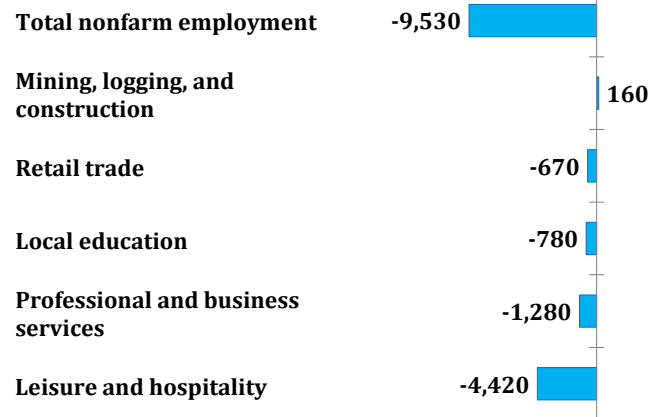
My colleague in Portland, Brandon Schrader, highlighted the discrepancy between those who can and can't feasibly work from home by industry. [In his article](#) he states, "While only 8 percent of the American workforce telecommuted prior to the outbreak, more than half of workers were working from home in mid-May... Job losses (*in Oregon*) were highly concentrated in sectors with below average access to telework options. Those sectors with less access to telework accounted for 60 percent of the pre-COVID-19 workforce, yet they made up 83 percent of job losses between March and April 2020. Conversely, industries with above average telecommuting access were vastly underrepresented in initial job losses. While those sectors made up 36 percent of the state's employment in March 2020, they only made up 12 percent of monthly job losses."

Industry Gains and Losses (Over-the-year net employment change)

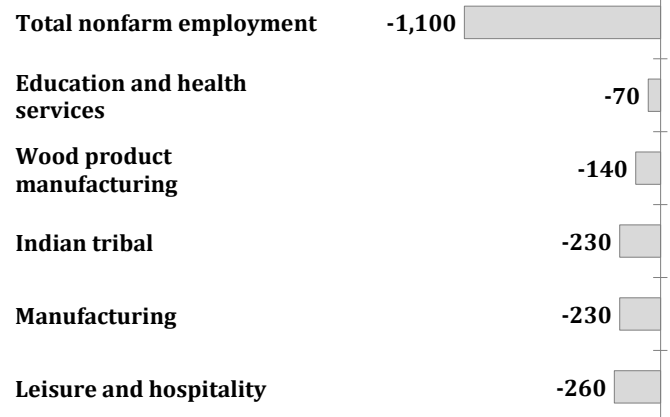
Crook County



Deschutes County



Jefferson County



Need local data? Want to join the distribution list? Contact me!
Kale Donnelly | Kale.Donnelly@Oregon.gov | 541.306.1645