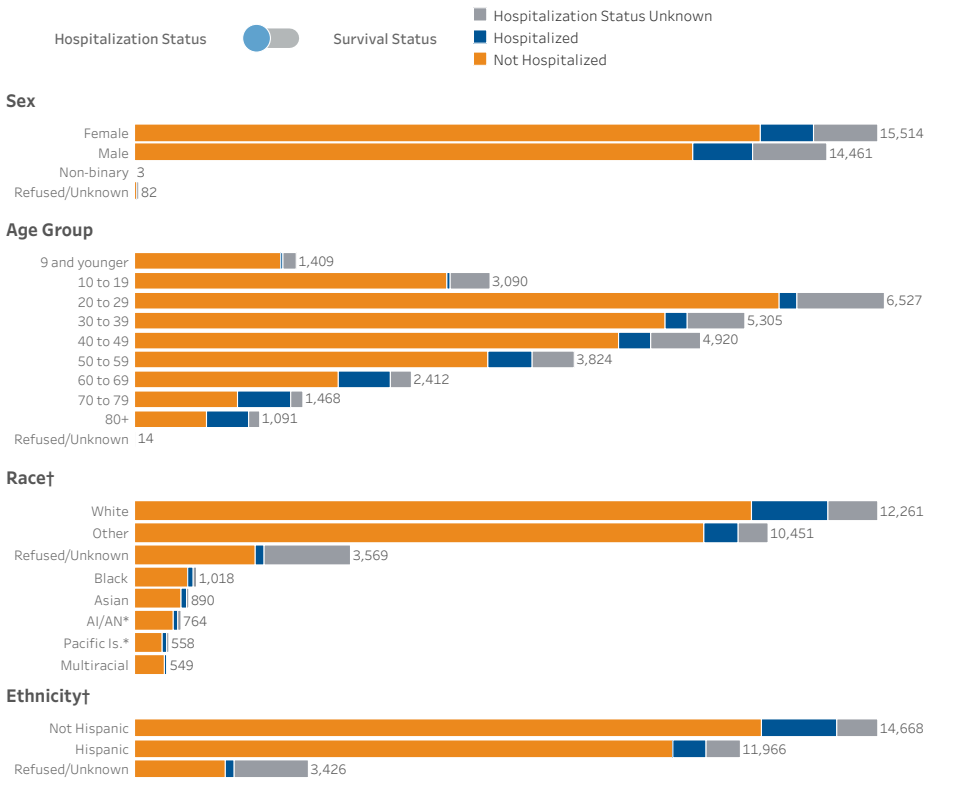


Data current as of 12:01am 9/17/2020

**Demographic Data** | **View Disease Severity Data**

### Oregon's COVID-19 Cases by Demographic Group

This dashboard shows the total number of reported COVID-19 cases in Oregon by sex, age group, race, and ethnicity. Use the toggle below to see how many COVID-19 cases in each demographic group were ever hospitalized for their illness and how many have died from their illness. Hover over a bar to see the exact number of cases in each category and the percentage of total cases that fall in that category.



### COVID-19 Quick Facts: Hospitalization Status

This shows the percentage of COVID-19 cases in that group that have ever been hospitalized for their illness.

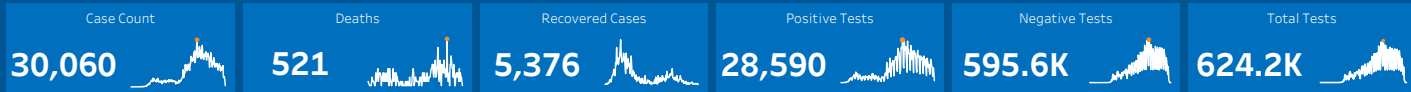
<b>Female:</b>	<b>7%</b>
<b>Male:</b>	<b>9%</b>
<b>Ages 9 and younger:</b>	<b>2%</b>
<b>Ages 10 to 19:</b>	<b>1%</b>
<b>Ages 20 to 29:</b>	<b>2%</b>
<b>Ages 30 to 39:</b>	<b>4%</b>
<b>Ages 40 to 49:</b>	<b>6%</b>
<b>Ages 50 to 59:</b>	<b>10%</b>
<b>Ages 60 to 69:</b>	<b>19%</b>
<b>Ages 70 to 79:</b>	<b>31%</b>
<b>Ages 80+:</b>	<b>34%</b>

**Notes**

\* AI/AN = American Indian or Alaska Native; Pacific Is. = Native Hawaiian or Other Pacific Islander.

† During the course of the case investigation, people are asked to self-report their race, ethnicity, tribal affiliation, country of origin, or ancestry. Many people who consider themselves Hispanic or Latinx, which is an ethnicity, will use one of these or an equivalent term to describe their race, which then gets categorized as "Other" race. Currently, 97.4% of case-patients shown as "Other" race above reported that they are Hispanic or Latinx.

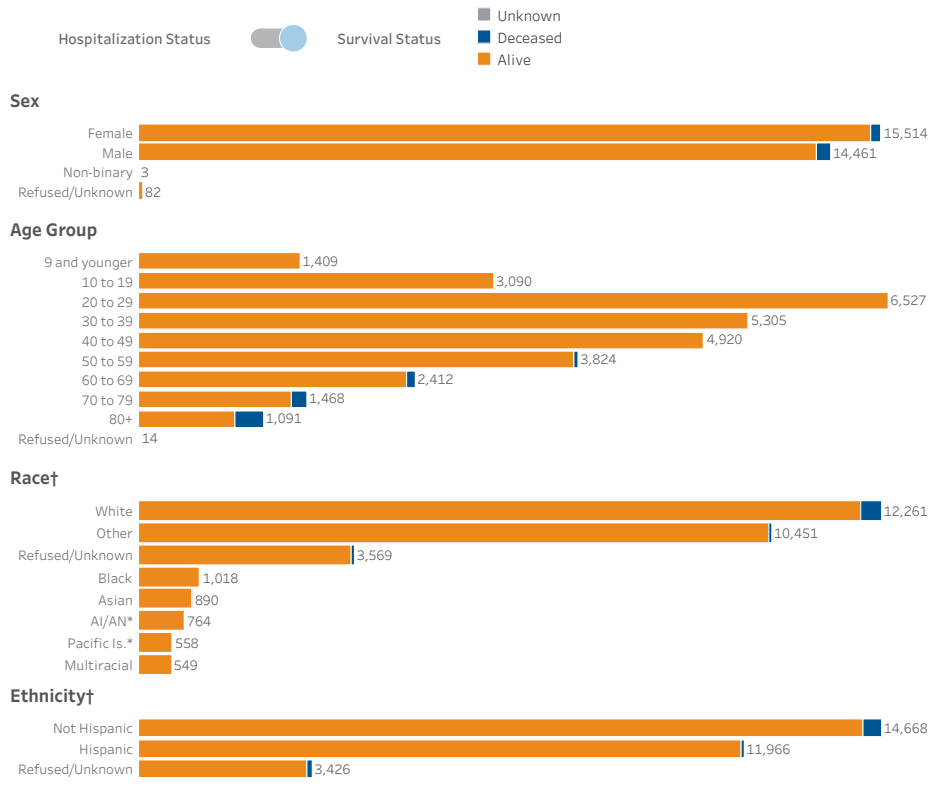
COVID-19 data are provisional and subject to change.



Demographic Data | View Disease Severity Data | Data current as of 12:01am 9/17/2020

### Oregon's COVID-19 Cases by Demographic Group

This dashboard shows the total number of reported COVID-19 cases in Oregon by sex, age group, race, and ethnicity. Use the toggle below to see how many COVID-19 cases in each demographic group were ever hospitalized for their illness and how many have died from their illness. Hover over a bar to see the exact number of cases in each category and the percentage of total cases that fall in that category.



### COVID-19 Quick Facts: Survival Status

This shows the percentage of COVID-19 cases in that group that have died from their illness.

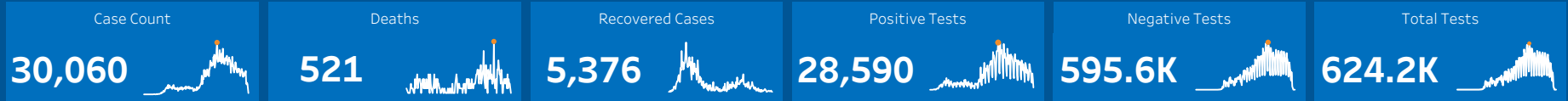
Female:	1%
Male:	2%
Ages 9 and younger:	0%
Ages 10 to 19:	0%
Ages 20 to 29:	0%
Ages 30 to 39:	0%
Ages 40 to 49:	0%
Ages 50 to 59:	1%
Ages 60 to 69:	3%
Ages 70 to 79:	9%
Ages 80+:	23%

Notes

\* AI/AN = American Indian or Alaska Native; Pacific Is. = Native Hawaiian or Other Pacific Islander.

† During the course of the case investigation, people are asked to self-report their race, ethnicity, tribal affiliation, country of origin, or ancestry. Many people who consider themselves Hispanic or Latinx, which is an ethnicity, will use one of these or an equivalent term to describe their race, which then gets categorized as "Other" race. Currently, 97.4% of case-patients shown as "Other" race above reported that they are Hispanic or Latinx.

COVID-19 data are provisional and subject to change.



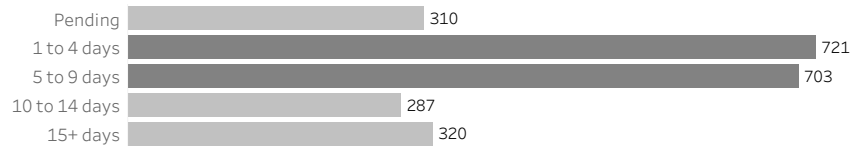
Data current as of 12:01am 9/17/2020

[View Demographic Data](#)

[Disease Severity Data](#)

### Length of Hospital Stay

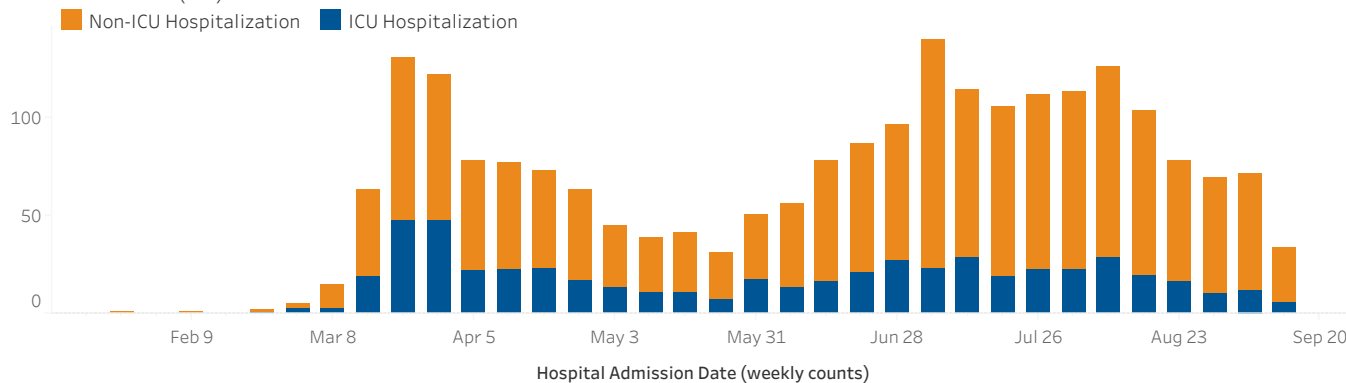
This chart shows the number of COVID-19 cases in Oregon who were ever hospitalized for their illness and the length of their hospital stays.



Note: 310 hospitalized COVID-19 patients have an unknown length of hospital stay. This is because information on their exact date of hospital admission and/or discharge is still pending.

### Hospitalizations of Oregon's COVID-19 Cases

This chart shows the number of COVID-19 cases in Oregon who were ever hospitalized for their illness and whether they were ever hospitalized in an Intensive Care Unit (ICU).



### COVID-19 Quick Facts

Median length of stay (in days): **6**

**557** out of **2,341**

Oregonians hospitalized with COVID-19 received care from an ICU.

#### Notes

COVID-19 data are provisional and subject to change.