

Oregon's Epi Curve

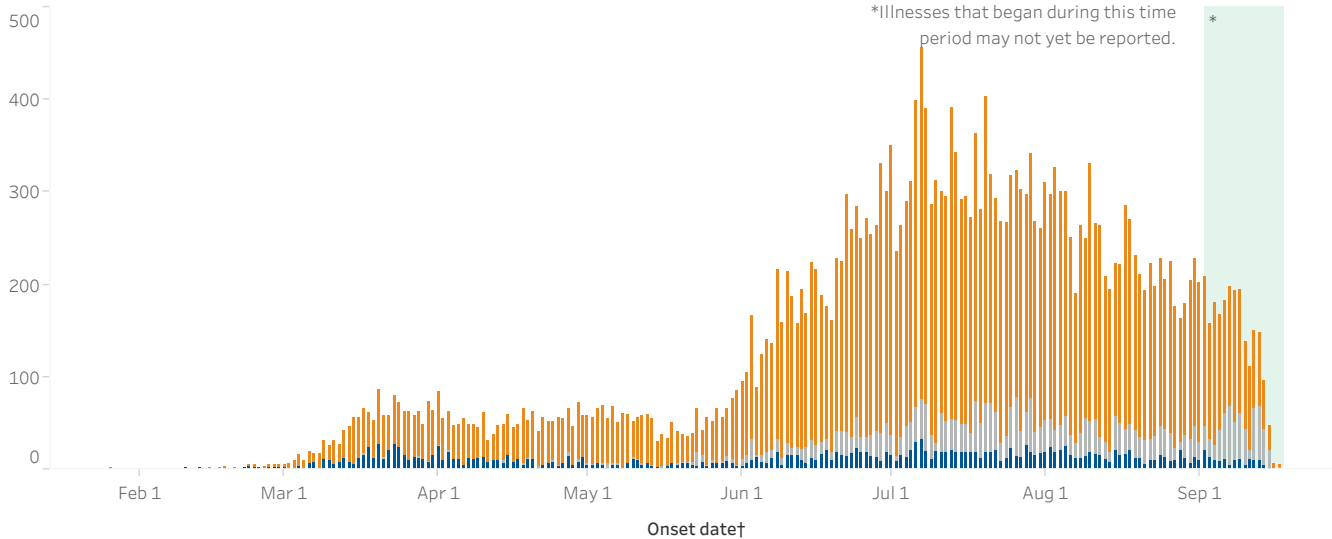
View total persons tested

Data current as of 12:01am 9/18/2020

Oregon's Epi Curve: COVID-19 cases

This chart shows the number of Oregonians who have been identified as COVID-19 cases and whether they were ever hospitalized for their illness. †

Total Cases	Hospitalized	Not Hospitalized	Hospitalization Status Unknown
30,342	2,356	24,970	3,016



January 26, 2020 to September 17, 2020

Enter or drag the cursors to change the onset date range.

■ Not Hospitalized ■ Hospitalized
■ Hospitalization Status Unknown



When people say we want to “flatten the curve,” this is the curve they are talking about.

We want to slow the number of new cases of COVID-19 so our healthcare system isn't overwhelmed and can provide care to everyone who needs it. Staying home except for essential needs and practicing social distancing are important ways we can flatten the curve.

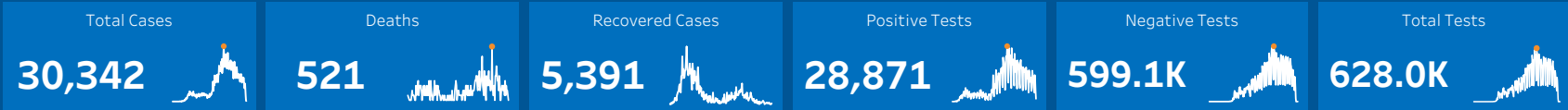
Please note: The light blue shaded area shows the past 17 days, and not all people who got sick during this time period have been reported yet to OHA.

Notes

† Cases are counted by onset date (the date the person started having symptoms). When a person with symptoms did not report their onset date or when a person without symptoms is tested, their onset date is calculated as 2 days before the specimen was collected for testing.

‡ COVID-19 cases include both confirmed and presumptive cases.

COVID-19 data are provisional and subject to change.



[View Oregon's Epi Curve](#)

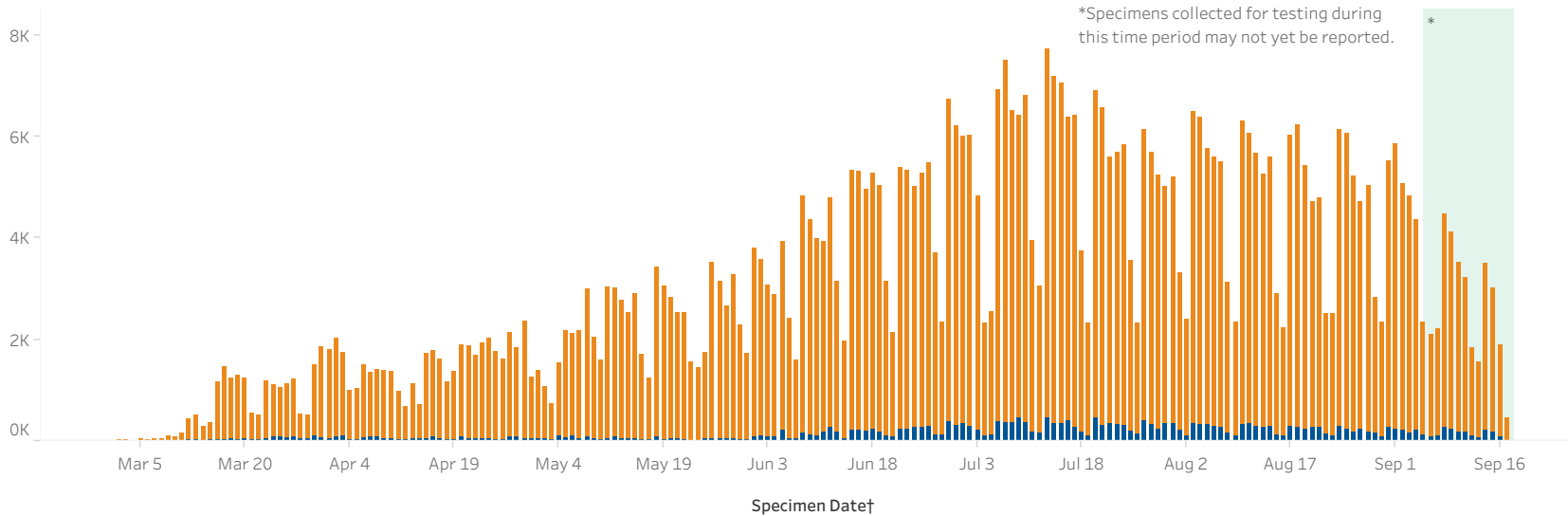
[Total Persons Tested](#)

Data current as of 12:01am 9/18/2020

Oregonians tested for COVID-19

This chart shows the number of Oregonians tested for COVID-19 and whether their results were positive or negative. ‡

Total Persons Tested	Negative	Positive
627,951	599,080	28,871



Enter or drag the cursors to change the date range. March 1, 2020 to September 23, 2020

■ Negative ■ Positive

‡ Tests are counted by the first specimen collection date. If that date is not available, onset date is used.

‡ In this chart, positive test results are considered confirmed cases. Negative test results include persons who are not considered cases as well as presumptive cases (i.e., symptomatic persons with exposure to a confirmed case) with a negative test.

This chart includes test results from the Oregon State Public Health Laboratory as well as commercial and other laboratories. A significant amount of COVID-19 testing for Oregon residents is being done by commercial laboratories and testing numbers will be different than those posted by Oregon State Public Health Laboratory on Oregon Health Authority's website.

COVID-19 data are provisional and subject to change.