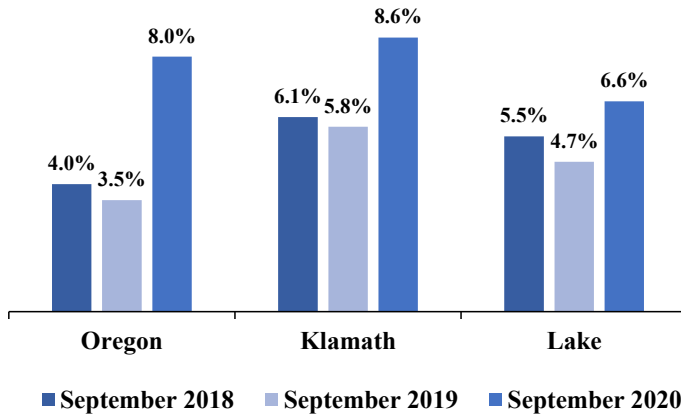


## Klamath & Lake Counties

## October 2020 Edition

**Statewide and Local Unemployment Rates  
 (Seasonally adjusted)**  
 Source: Oregon Employment Department, LAUS

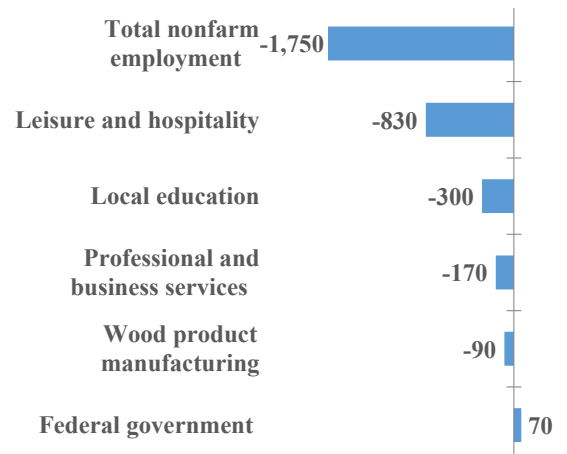


In September 2020, Klamath County's unemployment rate was 8.6 percent, up 2.8 percentage points from last year. Lake County's unemployment rate was 6.6 percent up 1.9 percentage points over last year. Leisure and hospitality continues to be the most impacted industry in both counties.

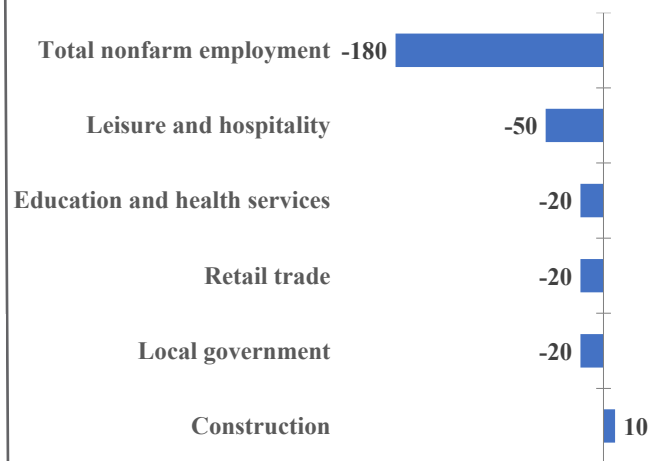
The Graph of the Month shows the Job Losses by County since the pandemic began in March. The dark blue shows the jobs lost since the pandemic and the light blue shows how far away the county (and Oregon) are from its February employment levels. The graph shows that the depth of short-term and now more long-lasting job losses are impacting rural counties.

**Selected Industry Gains and Losses  
 (Over-the-year net employment change)**  
 Source: Oregon Employment Department, CES

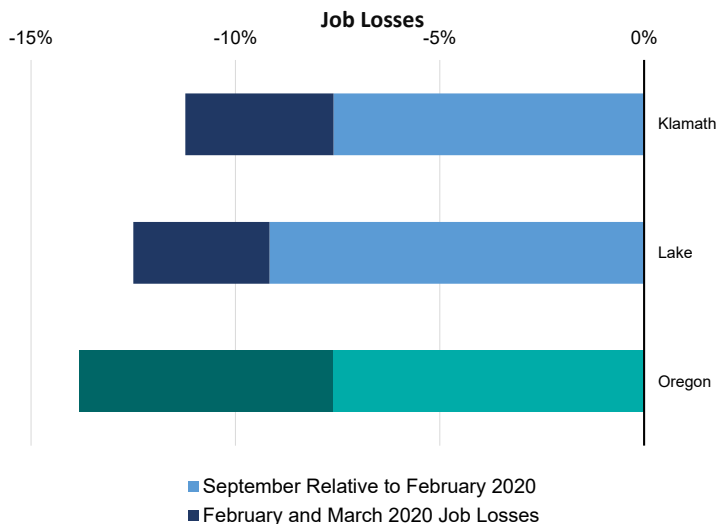
### Klamath County



### Lake County



**Graph of the Month  
 Oregon COVID-19 Recession Job Losses by County  
 Seasonally Adjusted, February to September, 2020**  
 Source: Oregon Employment Department, Current Employment Statistics



For economic or labor market data contact:  
 Polly Farrimond, Workforce Analyst  
 Jackson, Josephine, Klamath and Lake counties  
[polly.a.farrimond@oregon.gov](mailto:polly.a.farrimond@oregon.gov) 541-414-5325  
 Contact me to be added to this distribution list.

Follow our blog: [oregonemployment.blogspot.com](http://oregonemployment.blogspot.com)  
 Twitter: [twitter.com/OED\\_Research](https://twitter.com/OED_Research)  
 Website: [qualityinfo.org](http://qualityinfo.org)