

# Weekly deaths in Oregon

The graphics and tables presented here represent provisional mortality data for Oregon through the first 49 weeks of 2020, as well as three-year and five-year averages. Week 49 ended on December 6.

Oregon’s weekly deaths have exceeded historical averages since mid-March, and have exceeded the statistically significant thresholds for excess mortality generated by the National Center for Health Statistics for 10 weeks since that time. During the same period, deaths nationwide have consistently exceeded the NCHS thresholds.\* In Week 49, deaths attributed to COVID-19 accounted for 55% of the observed excess over the five-year historical average for Week 49 in Oregon. Since mid-March, deaths attributed to COVID-19 account for 36% of the observed excess over the five-year historical average for that period.

\*Available at [https://www.cdc.gov/nchs/nvss/vsrr/covid19/excess\\_deaths.htm#dashboard](https://www.cdc.gov/nchs/nvss/vsrr/covid19/excess_deaths.htm#dashboard).

Click to show data notes

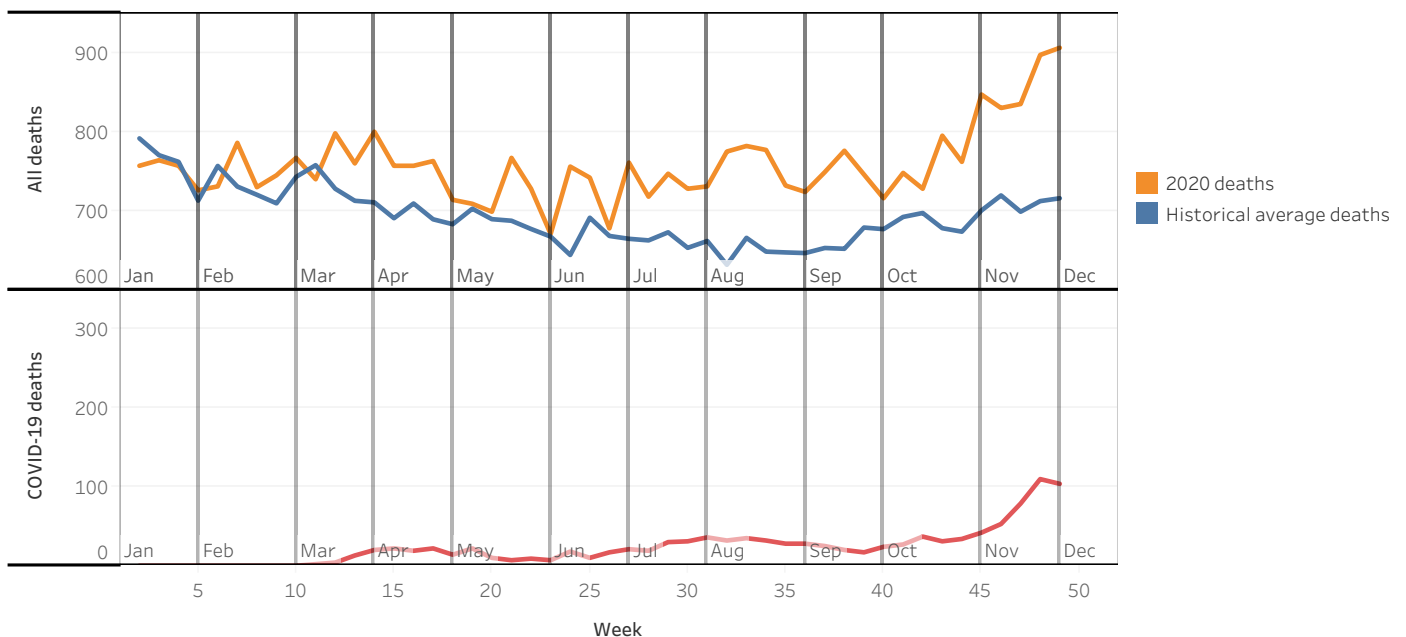
Choose period for historical comparison:

Three-year average (2017-2019)

Five-year average (2015-2019)

Click to open data table

## Weekly deaths in Oregon



UPDATED 12/15/2020

\*2020 data, including COVID-19 deaths, are provisional and subject to change.

\*\*Current-year data lag about one week behind due to the time required for death certificates to be processed.

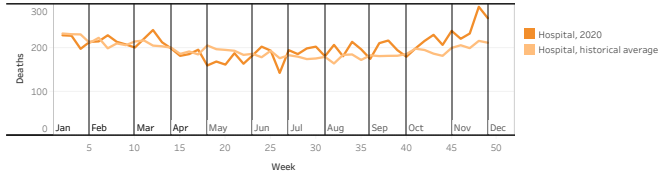
The graphics and tables presented here represent provisional mortality data for Oregon through the first 49 weeks of 2020, as well as three-year and five-year averages. Week 49 ended on December 6.

Higher than average home deaths and home hospice deaths account for much of the recent differences between overall mortality and historical averages. Oregon has exceeded the statistically significant thresholds for excess mortality generated by the National Center for Health Statistics for 10 weeks in 2020, while deaths nationwide have consistently exceeded the NCHS thresholds.\*

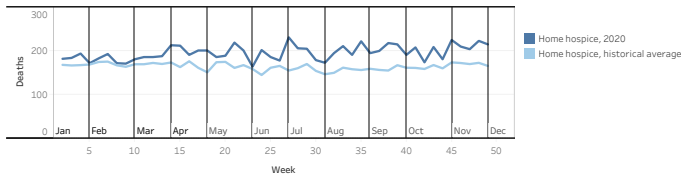
\*Available at [https://www.cdc.gov/nchs/nvss/vsrr/covid19/excess\\_deaths.htm#dashboard](https://www.cdc.gov/nchs/nvss/vsrr/covid19/excess_deaths.htm#dashboard).

Click to show data notes	Choose period for historical comparison: <input type="radio"/> Three-year average (2017-2019) <input checked="" type="radio"/> Five-year average (2015-2019)	Click to open data table
--------------------------	--	--------------------------

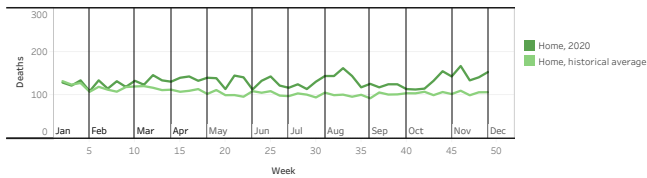
Place of death: Hospital



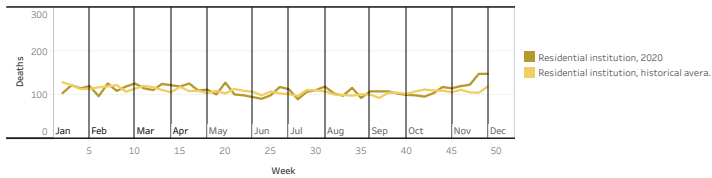
Place of death: Home hospice



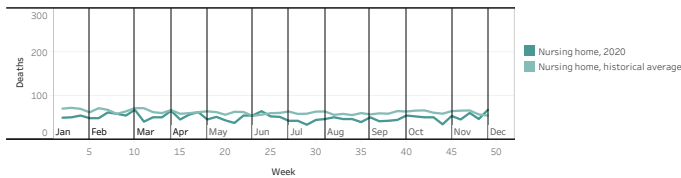
Place of death: Home



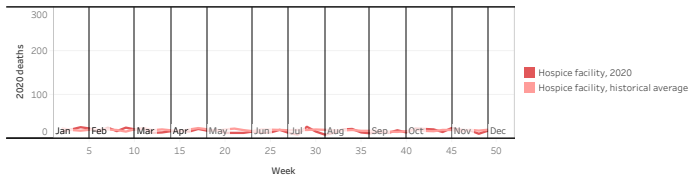
Place of death: Residential institution



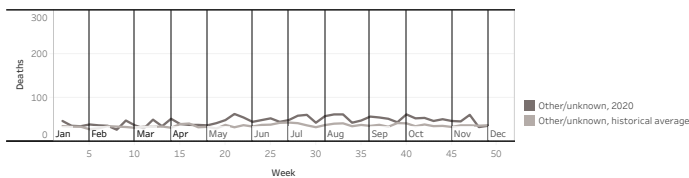
Place of death: Nursing home



Place of death: Hospice facility



Place of death: Other and unknown



UPDATED 12/15/2020

\* 2020 data are provisional and subject to change.

\*\* Current-year data lag about one week behind due to the time required for death certificates to be processed.

## Weekly deaths in Oregon

This table shows weekly deaths for 2020 and for historical averages. COVID-19 deaths are also shown.



Center for Health Statistics

		2020 deaths	Average 2017-2019	Excess deaths (over 3-yr average)	Average 2015-2019	Excess deaths (over 5-yr average)	COVID-19 deaths
<b>Total</b>		<b>36,412</b>	<b>33,708</b>	<b>2,704</b>	<b>33,317</b>	<b>3,095</b>	<b>1,111</b>
Week 49	11/30 - 12/6	906	718	188	716	190	104
Week 48	11/23 - 11/29	897	698	199	712	185	110
Week 47	11/16 - 11/22	835	699	136	699	136	79
Week 46	11/9 - 11/15	830	730	100	720	110	53
Week 45	11/2 - 11/8	847	717	130	701	146	42
Week 44	10/26 - 11/1	762	680	82	674	88	34
Week 43	10/19 - 10/25	795	697	98	678	117	31
Week 42	10/12 - 10/18	728	720	8	697	31	37
Week 41	10/5 - 10/11	748	700	48	692	56	27
Week 40	9/28 - 10/4	716	684	32	677	39	24
Week 39	9/21 - 9/27	746	685	61	679	67	17
Week 38	9/14 - 9/20	776	652	124	652	124	20
Week 37	9/7 - 9/13	749	657	92	653	96	25
Week 36	8/31 - 9/6	724	641	83	647	77	28
Week 35	8/24 - 8/30	732	665	67	648	84	28
Week 34	8/17 - 8/23	777	642	135	649	128	32
Week 33	8/10 - 8/16	782	670	112	666	116	35
Week 32	8/3 - 8/9	775	648	127	632	143	32
Week 31	7/27 - 8/2	731	678	53	662	69	36
Week 30	7/20 - 7/26	728	657	71	653	75	31
Week 29	7/13 - 7/19	747	663	84	673	74	30
Week 28	7/6 - 7/12	718	677	41	663	55	19
Week 27	6/29 - 7/5	761	664	97	665	96	21
Week 26	6/22 - 6/28	678	660	18	668	10	17
Week 25	6/15 - 6/21	742	689	53	691	51	10
Week 24	6/8 - 6/14	756	681	75	644	112	18
Week 23	6/1 - 6/7	671	667	4	668	3	7
Week 22	5/25 - 5/31	728	679	49	677	51	9
Week 21	5/18 - 5/24	767	706	61	688	79	7
Week 20	5/11 - 5/17	699	687	12	690	9	10
Week 19	5/4 - 5/10	709	694	15	703	6	22
Week 18	4/27 - 5/3	714	703	11	683	31	14
Week 17	4/20 - 4/26	763	687	76	689	74	22
Week 16	4/13 - 4/19	757	709	48	709	48	19
Week 15	4/6 - 4/12	757	705	52	691	66	22
Week 14	3/30 - 4/5	800	736	64	711	89	20
Week 13	3/23 - 3/29	760	718	42	713	47	13
Week 12	3/16 - 3/22	798	743	55	728	70	4
Week 11	3/9 - 3/15	740	774	-34	758	-18	2
Week 10	3/2 - 3/8	767	754	13	743	24	0
Week 9	2/24 - 3/1	745	719	26	710	35	0
Week 8	2/17 - 2/23	730	738	-8	720	10	0
Week 7	2/10 - 2/16	786	735	51	731	55	0
Week 6	2/3 - 2/9	731	755	-24	757	-26	0
Week 5	1/27 - 2/2	726	711	15	713	13	0
Week 4	1/20 - 1/26	757	774	-17	762	-5	0
Week 3	1/13 - 1/19	764	808	-44	770	-6	0
Week 2	1/6 - 1/12	757	834	-77	792	-35	0

UPDATED 12/15/2020

\* 2020 data, including COVID-19 deaths, are provisional and subject to change.

\*\* Current-year data lag about one week behind due to the time required for death certificates to be processed.

## Place summary

			2020 deaths	2020 deaths (%)	Average 2017-2019	Average 2017-2019 (%)	Excess deaths (over..)	Average 2015-2019	Average 2015-2019 (%)	Excess deaths (over..)
Week 49	11/30 - 12/6	Hospital	268	30%	210	29%	58	212	30%	56
		Home hospice	215	24%	170	24%	45	166	23%	49
		Home	153	17%	112	16%	41	107	15%	46
		Residential institution	148	16%	116	16%	32	119	17%	29
		Nursing home	68	8%	51	7%	17	55	8%	13
		Hospice facility	18	2%	21	3%	-3	20	3%	-2
		Other/unknown	36	4%	38	5%	-2	37	5%	-1
		Total		<b>906</b>	<b>100%</b>	<b>718</b>	<b>100%</b>	<b>188</b>	<b>716</b>	<b>100%</b>
Week 48	11/23 - 11/29	Hospital	294	33%	212	30%	82	216	30%	78
		Home hospice	223	25%	172	25%	51	173	24%	50
		Home	141	16%	100	14%	41	107	15%	34
		Residential institution	148	16%	103	15%	45	105	15%	43
		Nursing home	47	5%	56	8%	-9	57	8%	-10
		Hospice facility	11	1%	19	3%	-8	18	3%	-7
		Other/unknown	33	4%	36	5%	-3	36	5%	-3
		Total		<b>897</b>	<b>100%</b>	<b>698</b>	<b>100%</b>	<b>199</b>	<b>712</b>	<b>100%</b>
Week 47	11/16 - 11/22	Hospital	233	28%	198	28%	35	200	29%	33
		Home hospice	204	24%	171	24%	33	170	24%	34
		Home	134	16%	108	16%	26	100	14%	34
		Residential institution	123	15%	100	14%	23	106	15%	17
		Nursing home	61	7%	62	9%	-1	67	10%	-6
		Hospice facility	19	2%	21	3%	-2	20	3%	-1
		Other/unknown	61	7%	38	5%	23	37	5%	24
		Total		<b>835</b>	<b>100%</b>	<b>699</b>	<b>100%</b>	<b>136</b>	<b>699</b>	<b>100%</b>
Week 46	11/9 - 11/15	Hospital	221	27%	214	29%	7	206	29%	15
		Home hospice	210	25%	177	24%	33	172	24%	38
		Home	167	20%	115	16%	52	110	15%	57
		Residential institution	120	14%	109	15%	11	112	16%	8
		Nursing home	46	6%	61	8%	-15	66	9%	-20
		Hospice facility	20	2%	15	2%	5	16	2%	4
		Other/unknown	46	6%	38	5%	8	37	5%	9
		Total		<b>830</b>	<b>100%</b>	<b>730</b>	<b>100%</b>	<b>100</b>	<b>720</b>	<b>100%</b>
Week 45	11/2 - 11/8	Hospital	239	28%	207	29%	32	200	29%	39
		Home hospice	225	27%	176	25%	49	174	25%	51
		Home	143	17%	106	15%	37	103	15%	40
		Residential institution	115	14%	111	15%	4	106	15%	9
		Nursing home	54	6%	62	9%	-8	65	9%	-11
		Hospice facility	24	3%	19	3%	5	20	3%	4
		Other/unknown	47	6%	37	5%	10	33	5%	14
		Total		<b>847</b>	<b>100%</b>	<b>717</b>	<b>100%</b>	<b>130</b>	<b>701</b>	<b>100%</b>
Week 44	10/26 - 11/1	Hospital	207	27%	183	27%	24	182	27%	25
		Home hospice	181	24%	162	24%	19	160	24%	21
		Home	155	20%	113	17%	42	107	16%	48
		Residential institution	118	15%	112	16%	6	110	16%	8
		Nursing home	35	5%	57	8%	-22	59	9%	-24
		Hospice facility	15	2%	19	3%	-4	20	3%	-5
		Other/unknown	51	7%	34	5%	17	36	5%	15
		Total		<b>762</b>	<b>100%</b>	<b>680</b>	<b>100%</b>	<b>82</b>	<b>674</b>	<b>100%</b>
Week 43	10/19 - 10/25	Hospital	230	29%	192	28%	38	187	28%	43
		Home hospice	209	26%	170	24%	39	168	25%	41
		Home	133	17%	101	14%	32	100	15%	33
		Residential institution	104	13%	111	16%	-7	110	16%	-6
		Nursing home	51	6%	67	10%	-16	61	9%	-10
		Hospice facility	21	3%	17	2%	4	17	2%	4
		Other/unknown	47	6%	40	6%	7	35	5%	12
		Total		<b>795</b>	<b>100%</b>	<b>697</b>	<b>100%</b>	<b>98</b>	<b>678</b>	<b>100%</b>
Week 42	10/12 - 10/18	Hospital	216	30%	203	28%	13	195	28%	21
		Home hospice	174	24%	160	22%	14	159	23%	15
		Home	115	16%	111	15%	4	108	15%	7

## Place summary

			2020 deaths	2020 deaths (%)	Average 2017-2019	Average 2017-2019 (..	Excess deaths (ove..	Average 2015-2019	Average 2015-2019 (..	Excess deaths (over..
Week 42	10/12 - 10/18	Residential institution	96	13%	112	16%	-16	112	16%	-16
		Nursing home	51	7%	71	10%	-20	67	10%	-16
		Hospice facility	22	3%	21	3%	1	18	3%	4
		Other/unknown	54	7%	42	6%	12	39	6%	15
	Total		<b>728</b>	<b>100%</b>	<b>720</b>	<b>100%</b>	<b>8</b>	<b>697</b>	<b>100%</b>	<b>31</b>
Week 41	10/5 - 10/11	Hospital	199	27%	199	28%	0	198	29%	1
		Home hospice	208	28%	160	23%	48	161	23%	47
		Home	113	15%	110	16%	3	104	15%	9
		Residential institution	99	13%	107	15%	-8	108	16%	-9
		Nursing home	53	7%	62	9%	-9	66	10%	-13
		Hospice facility	23	3%	22	3%	1	20	3%	3
		Other/unknown	53	7%	40	6%	13	35	5%	18
Total		<b>748</b>	<b>100%</b>	<b>700</b>	<b>100%</b>	<b>48</b>	<b>692</b>	<b>100%</b>	<b>56</b>	
Week 40	9/28 - 10/4	Hospital	180	25%	184	27%	-4	186	27%	-6
		Home hospice	191	27%	169	25%	22	162	24%	29
		Home	114	16%	108	16%	6	104	15%	10
		Residential institution	100	14%	103	15%	-3	102	15%	-2
		Nursing home	55	8%	61	9%	-6	64	9%	-9
		Hospice facility	14	2%	18	3%	-4	17	3%	-3
		Other/unknown	62	9%	41	6%	21	42	6%	20
Total		<b>716</b>	<b>100%</b>	<b>684</b>	<b>100%</b>	<b>32</b>	<b>677</b>	<b>100%</b>	<b>39</b>	
Week 39	9/21 - 9/27	Hospital	195	26%	180	26%	15	182	27%	13
		Home hospice	215	29%	169	25%	46	167	25%	48
		Home	125	17%	105	15%	20	102	15%	23
		Residential institution	103	14%	113	17%	-10	105	15%	-2
		Nursing home	45	6%	56	8%	-11	65	10%	-20
		Hospice facility	19	3%	19	3%	0	15	2%	4
		Other/unknown	44	6%	43	6%	1	42	6%	2
Total		<b>746</b>	<b>100%</b>	<b>685</b>	<b>100%</b>	<b>61</b>	<b>679</b>	<b>100%</b>	<b>67</b>	
Week 38	9/14 - 9/20	Hospital	217	28%	184	28%	33	182	28%	35
		Home hospice	218	28%	160	24%	58	155	24%	63
		Home	125	16%	98	15%	27	101	16%	24
		Residential institution	108	14%	103	16%	5	105	16%	3
		Nursing home	43	6%	58	9%	-15	59	9%	-16
		Hospice facility	13	2%	18	3%	-5	16	2%	-3
		Other/unknown	52	7%	31	5%	21	34	5%	18
Total		<b>776</b>	<b>100%</b>	<b>652</b>	<b>100%</b>	<b>124</b>	<b>652</b>	<b>100%</b>	<b>124</b>	
Week 37	9/7 - 9/13	Hospital	211	28%	185	28%	26	181	28%	30
		Home hospice	200	27%	158	24%	42	157	24%	43
		Home	118	16%	107	16%	11	106	16%	12
		Residential institution	108	14%	91	14%	17	93	14%	15
		Nursing home	42	6%	58	9%	-16	60	9%	-18
		Hospice facility	15	2%	20	3%	-5	18	3%	-3
		Other/unknown	55	7%	37	6%	18	38	6%	17
Total		<b>749</b>	<b>100%</b>	<b>657</b>	<b>100%</b>	<b>92</b>	<b>653</b>	<b>100%</b>	<b>96</b>	
Week 36	8/31 - 9/6	Hospital	175	24%	187	29%	-12	183	28%	-8
		Home hospice	195	27%	151	24%	44	159	25%	36
		Home	126	17%	95	15%	31	93	14%	33
		Residential institution	108	15%	98	15%	10	100	16%	8
		Nursing home	51	7%	57	9%	-6	58	9%	-7
		Hospice facility	12	2%	16	2%	-4	18	3%	-6
		Other/unknown	57	8%	37	6%	20	36	6%	21
Total		<b>724</b>	<b>100%</b>	<b>641</b>	<b>100%</b>	<b>83</b>	<b>647</b>	<b>100%</b>	<b>77</b>	
Week 35	8/24 - 8/30	Hospital	197	27%	168	25%	29	173	27%	24
		Home hospice	222	30%	171	26%	51	156	24%	66
		Home	118	16%	101	15%	17	101	16%	17
		Residential institution	93	13%	102	15%	-9	101	16%	-8
		Nursing home	40	5%	64	10%	-24	61	9%	-21
		Hospice facility	14	2%	20	3%	-6	18	3%	-4

## Place summary

			2020 deaths	2020 deaths (%)	Average 2017-2019	Average 2017-2019 (%)	Excess deaths (over..)	Average 2015-2019	Average 2015-2019 (%)	Excess deaths (over..)
<b>Week 35</b>	8/24 - 8/30	Other/unknown	48	7%	39	6%	9	38	6%	10
	Total		<b>732</b>	<b>100%</b>	<b>665</b>	<b>100%</b>	<b>67</b>	<b>648</b>	<b>100%</b>	<b>84</b>
<b>Week 34</b>	8/17 - 8/23	Hospital	214	28%	179	28%	35	185	29%	29
		Home hospice	191	25%	158	25%	33	158	24%	33
		Home	144	19%	94	15%	50	96	15%	48
		Residential institution	116	15%	102	16%	14	98	15%	18
		Nursing home	47	6%	56	9%	-9	56	9%	-9
		Hospice facility	22	3%	20	3%	2	20	3%	2
		Other/unknown	43	6%	34	5%	9	35	5%	8
		Total		<b>777</b>	<b>100%</b>	<b>642</b>	<b>100%</b>	<b>135</b>	<b>649</b>	<b>100%</b>
<b>Week 33</b>	8/10 - 8/16	Hospital	181	23%	184	27%	-3	184	28%	-3
		Home hospice	211	27%	159	24%	52	162	24%	49
		Home	162	21%	106	16%	56	101	15%	61
		Residential institution	98	13%	97	14%	1	100	15%	-2
		Nursing home	47	6%	57	9%	-10	59	9%	-12
		Hospice facility	21	3%	22	3%	-1	19	3%	2
		Other/unknown	62	8%	45	7%	17	42	6%	20
		Total		<b>782</b>	<b>100%</b>	<b>670</b>	<b>100%</b>	<b>112</b>	<b>666</b>	<b>100%</b>
<b>Week 32</b>	8/3 - 8/9	Hospital	207	27%	169	26%	38	165	26%	42
		Home hospice	195	25%	154	24%	41	150	24%	45
		Home	144	19%	104	16%	40	100	16%	44
		Residential institution	103	13%	104	16%	-1	101	16%	2
		Nursing home	51	7%	53	8%	-2	57	9%	-6
		Hospice facility	13	2%	23	4%	-10	19	3%	-6
		Other/unknown	62	8%	40	6%	22	41	6%	21
		Total		<b>775</b>	<b>100%</b>	<b>648</b>	<b>100%</b>	<b>127</b>	<b>632</b>	<b>100%</b>
<b>Week 31</b>	7/27 - 8/2	Hospital	181	25%	179	26%	2	180	27%	1
		Home hospice	173	24%	146	21%	27	147	22%	26
		Home	144	20%	115	17%	29	106	16%	38
		Residential institution	119	16%	117	17%	2	108	16%	11
		Nursing home	47	6%	62	9%	-15	64	10%	-17
		Hospice facility	9	1%	20	3%	-11	20	3%	-11
		Other/unknown	58	8%	39	6%	19	38	6%	20
		Total		<b>731</b>	<b>100%</b>	<b>678</b>	<b>100%</b>	<b>53</b>	<b>662</b>	<b>100%</b>
<b>Week 30</b>	7/20 - 7/26	Hospital	203	28%	180	27%	23	176	27%	27
		Home hospice	179	25%	158	24%	21	154	24%	25
		Home	131	18%	88	13%	43	95	15%	36
		Residential institution	111	15%	110	17%	1	111	17%	0
		Nursing home	45	6%	62	9%	-17	64	10%	-19
		Hospice facility	16	2%	25	4%	-9	21	3%	-5
		Other/unknown	43	6%	34	5%	9	33	5%	10
		Total		<b>728</b>	<b>100%</b>	<b>657</b>	<b>100%</b>	<b>71</b>	<b>653</b>	<b>100%</b>
<b>Week 29</b>	7/13 - 7/19	Hospital	199	27%	171	26%	28	175	26%	24
		Home hospice	205	27%	171	26%	34	170	25%	35
		Home	114	15%	101	15%	13	101	15%	13
		Residential institution	107	14%	102	15%	5	111	17%	-4
		Nursing home	34	5%	61	9%	-27	59	9%	-25
		Hospice facility	27	4%	22	3%	5	20	3%	7
		Other/unknown	61	8%	35	5%	26	37	5%	24
		Total		<b>747</b>	<b>100%</b>	<b>663</b>	<b>100%</b>	<b>84</b>	<b>673</b>	<b>100%</b>
<b>Week 28</b>	7/6 - 7/12	Hospital	186	26%	185	27%	1	180	27%	6
		Home hospice	206	29%	166	25%	40	161	24%	45
		Home	125	17%	106	16%	19	104	16%	21
		Residential institution	90	13%	99	15%	-9	98	15%	-8
		Nursing home	43	6%	54	8%	-11	59	9%	-16
		Hospice facility	9	1%	24	3%	-15	20	3%	-11
		Other/unknown	59	8%	43	6%	16	42	6%	17
		Total		<b>718</b>	<b>100%</b>	<b>677</b>	<b>100%</b>	<b>41</b>	<b>663</b>	<b>100%</b>
<b>Week</b>	6/29 - 7/5	Hospital	195	26%	187	28%	8	183	28%	12

## Place summary

			2020 deaths	2020 deaths (%)	Average 2017-2019	Average 2017-2019 (..	Excess deaths (ove..	Average 2015-2019	Average 2015-2019 (..	Excess deaths (over..
<b>Week 27</b>	6/29 - 7/5	Home hospice	231	30%	152	23%	79	155	23%	76
		Home	117	15%	101	15%	16	98	15%	19
		Residential institution	113	15%	102	15%	11	102	15%	11
		Nursing home	43	6%	63	9%	-20	64	10%	-21
		Hospice facility	13	2%	20	3%	-7	19	3%	-6
		Other/unknown	49	6%	38	6%	11	43	7%	6
		<b>Total</b>		<b>761</b>	<b>100%</b>	<b>664</b>	<b>100%</b>	<b>97</b>	<b>665</b>	<b>100%</b>
<b>Week 26</b>	6/22 - 6/28	Hospital	143	21%	177	27%	-34	177	26%	-34
		Home hospice	178	26%	159	24%	19	166	25%	12
		Home	122	18%	98	15%	24	99	15%	23
		Residential institution	118	17%	107	16%	11	103	15%	15
		Nursing home	52	8%	63	9%	-11	61	9%	-9
		Hospice facility	20	3%	20	3%	0	20	3%	0
		Other/unknown	45	7%	37	6%	8	43	6%	2
<b>Total</b>		<b>678</b>	<b>100%</b>	<b>660</b>	<b>100%</b>	<b>18</b>	<b>668</b>	<b>100%</b>	<b>10</b>	
<b>Week 25</b>	6/15 - 6/21	Hospital	194	26%	184	27%	10	194	28%	0
		Home hospice	186	25%	171	25%	15	162	23%	24
		Home	143	19%	109	16%	34	109	16%	34
		Residential institution	99	13%	105	15%	-6	108	16%	-9
		Nursing home	53	7%	57	8%	-4	60	9%	-7
		Hospice facility	14	2%	22	3%	-8	20	3%	-6
		Other/unknown	53	7%	41	6%	12	39	6%	14
<b>Total</b>		<b>742</b>	<b>100%</b>	<b>689</b>	<b>100%</b>	<b>53</b>	<b>691</b>	<b>100%</b>	<b>51</b>	
<b>Week 24</b>	6/8 - 6/14	Hospital	203	27%	183	27%	20	179	28%	24
		Home hospice	202	27%	147	22%	55	145	23%	57
		Home	133	18%	113	17%	20	106	16%	27
		Residential institution	91	12%	106	16%	-15	99	15%	-8
		Nursing home	65	9%	62	9%	3	57	9%	8
		Hospice facility	13	2%	23	3%	-10	21	3%	-8
		Other/unknown	49	6%	47	7%	2	38	6%	11
<b>Total</b>		<b>756</b>	<b>100%</b>	<b>681</b>	<b>100%</b>	<b>75</b>	<b>644</b>	<b>100%</b>	<b>112</b>	
<b>Week 23</b>	6/1 - 6/7	Hospital	183	27%	185	28%	-2	187	28%	-4
		Home hospice	164	24%	167	25%	-3	159	24%	5
		Home	113	17%	105	16%	8	109	16%	4
		Residential institution	95	14%	103	15%	-8	107	16%	-12
		Nursing home	55	8%	56	8%	-1	54	8%	1
		Hospice facility	16	2%	18	3%	-2	17	3%	-1
		Other/unknown	45	7%	33	5%	12	34	5%	11
<b>Total</b>		<b>671</b>	<b>100%</b>	<b>667</b>	<b>100%</b>	<b>4</b>	<b>668</b>	<b>100%</b>	<b>3</b>	
<b>Week 22</b>	5/25 - 5/31	Hospital	164	23%	183	27%	-19	184	27%	-20
		Home hospice	201	28%	162	24%	39	168	25%	33
		Home	141	19%	97	14%	44	96	14%	45
		Residential institution	99	14%	110	16%	-11	109	16%	-10
		Nursing home	55	8%	66	10%	-11	63	9%	-8
		Hospice facility	13	2%	20	3%	-7	19	3%	-6
		Other/unknown	55	8%	41	6%	14	37	6%	18
<b>Total</b>		<b>728</b>	<b>100%</b>	<b>679</b>	<b>100%</b>	<b>49</b>	<b>677</b>	<b>100%</b>	<b>51</b>	
<b>Week 21</b>	5/18 - 5/24	Hospital	188	25%	199	28%	-11	194	28%	-6
		Home hospice	219	29%	164	23%	55	161	23%	58
		Home	145	19%	100	14%	45	100	15%	45
		Residential institution	101	13%	116	16%	-15	114	17%	-13
		Nursing home	38	5%	65	9%	-27	64	9%	-26
		Hospice facility	13	2%	26	4%	-13	23	3%	-10
		Other/unknown	63	8%	36	5%	27	33	5%	30
<b>Total</b>		<b>767</b>	<b>100%</b>	<b>706</b>	<b>100%</b>	<b>61</b>	<b>688</b>	<b>100%</b>	<b>79</b>	
<b>Week 20</b>	5/11 - 5/17	Hospital	162	23%	199	29%	-37	196	28%	-34
		Home hospice	189	27%	172	25%	17	175	25%	14
		Home	114	16%	95	14%	19	100	15%	14
		Residential institution	128	18%	105	15%	23	103	15%	25

## Place summary

			2020 deaths	2020 deaths (%)	Average 2017-2019	Average 2017-2019 (%)	Excess deaths (over..)	Average 2015-2019	Average 2015-2019 (%)	Excess deaths (over..)
<b>Week 20</b>	5/11 - 5/17	Nursing home	44	6%	55	8%	-11	57	8%	-13
		Hospice facility	13	2%	21	3%	-8	21	3%	-8
		Other/unknown	49	7%	41	6%	8	38	6%	11
	Total		<b>699</b>	<b>100%</b>	<b>687</b>	<b>100%</b>	<b>12</b>	<b>690</b>	<b>100%</b>	<b>9</b>
<b>Week 19</b>	5/4 - 5/10	Hospital	169	24%	199	29%	-30	197	28%	-28
		Home hospice	186	26%	169	24%	17	174	25%	12
		Home	139	20%	112	16%	27	112	16%	27
		Residential institution	101	14%	111	16%	-10	109	16%	-8
		Nursing home	52	7%	53	8%	-1	63	9%	-11
		Hospice facility	20	3%	18	3%	2	18	3%	2
		Other/unknown	42	6%	31	5%	11	30	4%	12
		Total		<b>709</b>	<b>100%</b>	<b>694</b>	<b>100%</b>	<b>15</b>	<b>703</b>	<b>100%</b>
<b>Week 18</b>	4/27 - 5/3	Hospital	160	22%	215	31%	-55	206	30%	-46
		Home hospice	201	28%	150	21%	51	151	22%	50
		Home	140	20%	112	16%	28	103	15%	37
		Residential institution	112	16%	102	14%	10	104	15%	8
		Nursing home	46	6%	65	9%	-19	65	9%	-19
		Hospice facility	18	3%	24	3%	-6	21	3%	-3
		Other/unknown	37	5%	35	5%	2	34	5%	3
		Total		<b>714</b>	<b>100%</b>	<b>703</b>	<b>100%</b>	<b>11</b>	<b>683</b>	<b>100%</b>
<b>Week 17</b>	4/20 - 4/26	Hospital	196	26%	182	26%	14	185	27%	11
		Home hospice	201	26%	155	23%	46	161	23%	40
		Home	133	17%	122	18%	11	114	17%	19
		Residential institution	110	14%	110	16%	0	109	16%	1
		Nursing home	63	8%	60	9%	3	63	9%	0
		Hospice facility	22	3%	24	4%	-2	24	3%	-2
		Other/unknown	38	5%	34	5%	4	33	5%	5
		Total		<b>763</b>	<b>100%</b>	<b>687</b>	<b>100%</b>	<b>76</b>	<b>689</b>	<b>100%</b>
<b>Week 16</b>	4/13 - 4/19	Hospital	186	25%	187	26%	-1	192	27%	-6
		Home hospice	191	25%	182	26%	9	176	25%	15
		Home	143	19%	112	16%	31	110	16%	33
		Residential institution	126	17%	111	16%	15	109	15%	17
		Nursing home	57	8%	52	7%	5	60	9%	-3
		Hospice facility	16	2%	22	3%	-6	21	3%	-5
		Other/unknown	38	5%	42	6%	-4	41	6%	-3
		Total		<b>757</b>	<b>100%</b>	<b>709</b>	<b>100%</b>	<b>48</b>	<b>709</b>	<b>100%</b>
<b>Week 15</b>	4/6 - 4/12	Hospital	182	24%	195	28%	-13	186	27%	-4
		Home hospice	212	28%	166	24%	46	163	24%	49
		Home	140	18%	110	16%	30	108	16%	32
		Residential institution	119	16%	116	17%	3	118	17%	1
		Nursing home	46	6%	56	8%	-10	59	9%	-13
		Hospice facility	18	2%	19	3%	-1	17	2%	1
		Other/unknown	40	5%	42	6%	-2	40	6%	0
		Total		<b>757</b>	<b>100%</b>	<b>705</b>	<b>100%</b>	<b>52</b>	<b>691</b>	<b>100%</b>
<b>Week 14</b>	3/30 - 4/5	Hospital	199	25%	207	28%	-8	201	28%	-2
		Home hospice	213	27%	188	26%	25	174	24%	39
		Home	131	16%	111	15%	20	113	16%	18
		Residential institution	122	15%	114	16%	8	106	15%	16
		Nursing home	66	8%	66	9%	0	67	9%	-1
		Hospice facility	17	2%	21	3%	-4	19	3%	-2
		Other/unknown	52	7%	29	4%	23	32	4%	20
		Total		<b>800</b>	<b>100%</b>	<b>736</b>	<b>100%</b>	<b>64</b>	<b>711</b>	<b>100%</b>
<b>Week 13</b>	3/23 - 3/29	Hospital	213	28%	210	29%	3	204	29%	9
		Home hospice	188	25%	167	23%	21	170	24%	18
		Home	134	18%	117	16%	17	112	16%	22
		Residential institution	125	16%	104	14%	21	111	16%	14
		Nursing home	51	7%	62	9%	-11	61	9%	-10
		Hospice facility	14	2%	21	3%	-7	21	3%	-7
		Other/unknown	35	5%	37	5%	-2	34	5%	1



## Place summary

			2020 deaths	2020 deaths (%)	Average 2017-2019	Average 2017-2019 (%)	Excess deaths (over..)	Average 2015-2019	Average 2015-2019 (%)	Excess deaths (over..)
<b>13</b>	Total		<b>760</b>	<b>100%</b>	<b>718</b>	<b>100%</b>	<b>42</b>	<b>713</b>	<b>100%</b>	<b>47</b>
<b>Week 12</b>	3/16 - 3/22	Hospital	241	30%	211	28%	30	205	28%	36
		Home hospice	186	23%	176	24%	10	173	24%	13
		Home	146	18%	117	16%	29	117	16%	29
		Residential institution	111	14%	118	16%	-7	117	16%	-6
		Nursing home	51	6%	66	9%	-15	63	9%	-12
		Hospice facility	13	2%	20	3%	-7	19	3%	-6
		Other/unknown	50	6%	35	5%	15	34	5%	16
	Total		<b>798</b>	<b>100%</b>	<b>743</b>	<b>100%</b>	<b>55</b>	<b>728</b>	<b>100%</b>	<b>70</b>
<b>Week 11</b>	3/9 - 3/15	Hospital	221	30%	215	28%	6	217	29%	4
		Home hospice	186	25%	171	22%	15	170	22%	16
		Home	124	17%	130	17%	-6	121	16%	3
		Residential institution	115	16%	123	16%	-8	121	16%	-6
		Nursing home	41	6%	69	9%	-28	72	9%	-31
		Hospice facility	23	3%	25	3%	-2	24	3%	-1
		Other/unknown	30	4%	42	5%	-12	34	5%	-4
	Total		<b>740</b>	<b>100%</b>	<b>774</b>	<b>100%</b>	<b>-34</b>	<b>758</b>	<b>100%</b>	<b>-18</b>
<b>Week 10</b>	3/2 - 3/8	Hospital	201	26%	219	29%	-18	215	29%	-14
		Home hospice	181	24%	164	22%	17	170	23%	11
		Home	133	17%	128	17%	5	120	16%	13
		Residential institution	126	16%	120	16%	6	114	15%	12
		Nursing home	68	9%	70	9%	-2	72	10%	-4
		Hospice facility	21	3%	23	3%	-2	21	3%	0
		Other/unknown	37	5%	30	4%	7	31	4%	6
	Total		<b>767</b>	<b>100%</b>	<b>754</b>	<b>100%</b>	<b>13</b>	<b>743</b>	<b>100%</b>	<b>24</b>
<b>Week 9</b>	2/24 - 3/1	Hospital	208	28%	217	30%	-9	206	29%	2
		Home hospice	171	23%	168	23%	3	164	23%	7
		Home	119	16%	119	17%	0	119	17%	0
		Residential institution	119	16%	103	14%	16	107	15%	12
		Nursing home	55	7%	64	9%	-9	64	9%	-9
		Hospice facility	25	3%	16	2%	9	16	2%	9
		Other/unknown	48	6%	32	4%	16	33	5%	15
	Total		<b>745</b>	<b>100%</b>	<b>719</b>	<b>100%</b>	<b>26</b>	<b>710</b>	<b>100%</b>	<b>35</b>
<b>Week 8</b>	2/17 - 2/23	Hospital	214	29%	220	30%	-6	210	29%	4
		Home hospice	172	24%	166	22%	6	167	23%	5
		Home	132	18%	114	15%	18	108	15%	24
		Residential institution	109	15%	127	17%	-18	122	17%	-13
		Nursing home	59	8%	56	8%	3	59	8%	0
		Hospice facility	17	2%	21	3%	-4	20	3%	-3
		Other/unknown	27	4%	34	5%	-7	34	5%	-7
	Total		<b>730</b>	<b>100%</b>	<b>738</b>	<b>100%</b>	<b>-8</b>	<b>720</b>	<b>100%</b>	<b>10</b>
<b>Week 7</b>	2/10 - 2/16	Hospital	229	29%	203	28%	26	199	27%	30
		Home hospice	193	25%	178	24%	15	176	24%	17
		Home	115	15%	112	15%	3	113	15%	2
		Residential institution	126	16%	117	16%	9	119	16%	7
		Nursing home	62	8%	67	9%	-5	68	9%	-6
		Hospice facility	25	3%	23	3%	2	21	3%	4
		Other/unknown	36	5%	34	5%	2	35	5%	1
	Total		<b>786</b>	<b>100%</b>	<b>735</b>	<b>100%</b>	<b>51</b>	<b>731</b>	<b>100%</b>	<b>55</b>
<b>Week 6</b>	2/3 - 2/9	Hospital	215	29%	226	30%	-11	223	29%	-8
		Home hospice	183	25%	173	23%	10	175	23%	8
		Home	134	18%	116	15%	18	119	16%	15
		Residential institution	97	13%	124	16%	-27	117	15%	-20
		Nursing home	49	7%	68	9%	-19	72	9%	-23
		Hospice facility	16	2%	18	2%	-2	20	3%	-4
		Other/unknown	37	5%	30	4%	7	30	4%	7
	Total		<b>731</b>	<b>100%</b>	<b>755</b>	<b>100%</b>	<b>-24</b>	<b>757</b>	<b>100%</b>	<b>-26</b>
<b>Week 5</b>	1/27 - 2/2	Hospital	214	29%	214	30%	0	212	30%	2
		Home hospice	172	24%	168	24%	4	169	24%	3

## Place summary

		2020 deaths	2020 deaths (%)	Average 2017-2019	Average 2017-2019 (%)	Excess deaths (over..)	Average 2015-2019	Average 2015-2019 (%)	Excess deaths (over..)	
<b>Week 5</b>	1/27 - 2/2	Home	109	15%	106	15%	3	108	15%	1
		Residential institution	120	17%	110	16%	10	114	16%	6
		Nursing home	49	7%	61	9%	-12	62	9%	-13
		Hospice facility	23	3%	23	3%	0	20	3%	3
		Other/unknown	39	5%	28	4%	11	28	4%	11
		<b>Total</b>		<b>726</b>	<b>100%</b>	<b>711</b>	<b>100%</b>	<b>15</b>	<b>713</b>	<b>100%</b>
<b>Week 4</b>	1/20 - 1/26	Hospital	198	26%	240	31%	-42	231	30%	-33
		Home hospice	194	26%	167	22%	27	168	22%	26
		Home	134	18%	129	17%	5	128	17%	6
		Residential institution	115	15%	116	15%	-1	113	15%	2
		Nursing home	55	7%	67	9%	-12	70	9%	-15
		Hospice facility	26	3%	18	2%	8	18	2%	8
		Other/unknown	35	5%	37	5%	-2	34	4%	1
		<b>Total</b>		<b>757</b>	<b>100%</b>	<b>774</b>	<b>100%</b>	<b>-17</b>	<b>762</b>	<b>100%</b>
<b>Week 3</b>	1/13 - 1/19	Hospital	228	30%	240	30%	-12	231	30%	-3
		Home hospice	184	24%	181	22%	3	167	22%	17
		Home	122	16%	135	17%	-13	124	16%	-2
		Residential institution	122	16%	124	15%	-2	122	16%	0
		Nursing home	51	7%	71	9%	-20	73	9%	-22
		Hospice facility	21	3%	23	3%	-2	20	3%	1
		Other/unknown	36	5%	34	4%	2	34	4%	2
		<b>Total</b>		<b>764</b>	<b>100%</b>	<b>808</b>	<b>100%</b>	<b>-44</b>	<b>770</b>	<b>100%</b>
<b>Week 2</b>	1/6 - 1/12	Hospital	229	30%	251	30%	-22	233	29%	-4
		Home hospice	182	24%	180	22%	2	168	21%	14
		Home	129	17%	140	17%	-11	132	17%	-3
		Residential institution	104	14%	129	16%	-25	129	16%	-25
		Nursing home	50	7%	71	9%	-21	71	9%	-21
		Hospice facility	16	2%	25	3%	-9	23	3%	-7
		Other/unknown	47	6%	37	4%	10	35	4%	12
		<b>Total</b>		<b>757</b>	<b>100%</b>	<b>834</b>	<b>100%</b>	<b>-77</b>	<b>792</b>	<b>100%</b>