



[Economic Data](#)

[Fast Facts Dashboard](#)

Oregon Employment Change Since Peak



(February 2020 to December 2020)

No data to display

Oregon Employment Percent Change Since Peak

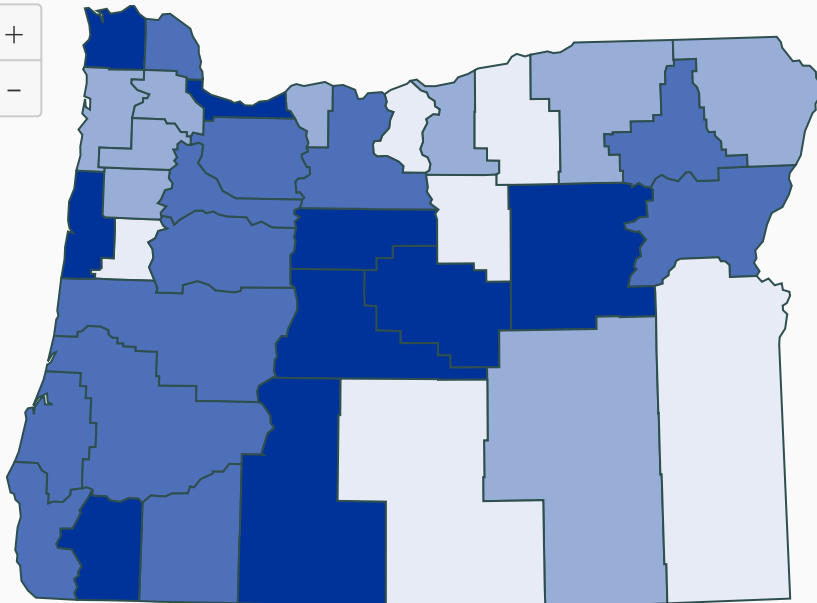


(February 2020 to December 2020)

No data to display

Oregon Employment Department, Current Employment Statist

Seasonally Adjusted Unemployment Rate, December 2020



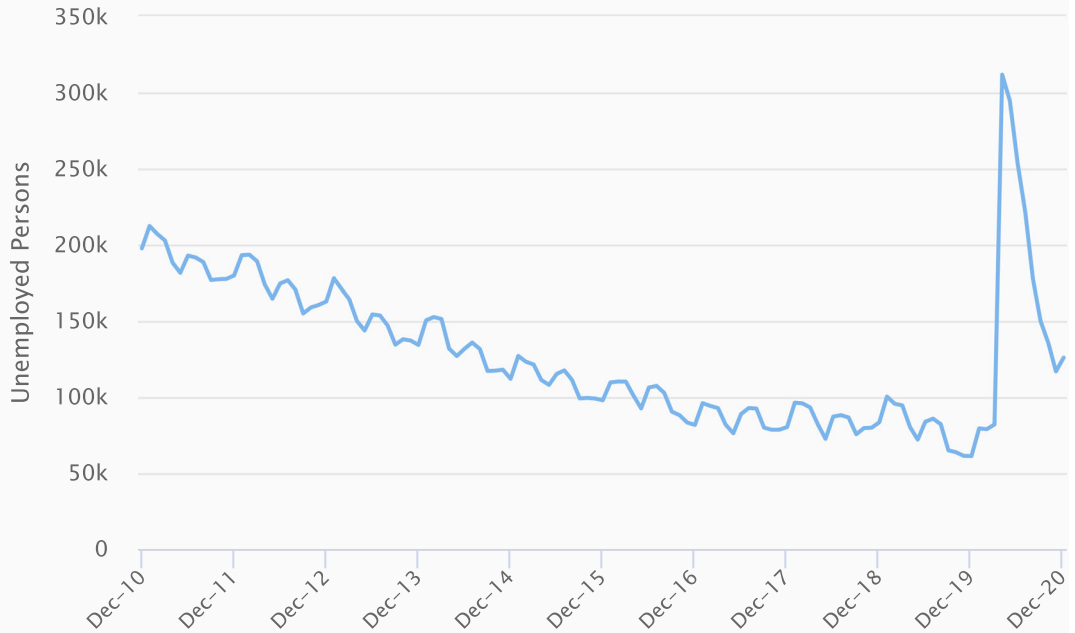
Unemployment Rates (%)

- 4.7 or less
- 4.8 - 5.7
- 5.8 - 6.7
- 6.8 - 7.7

Oregon Employment Department, Local Area Unemployment Statist

Unemployed Persons, Oregon Statewide

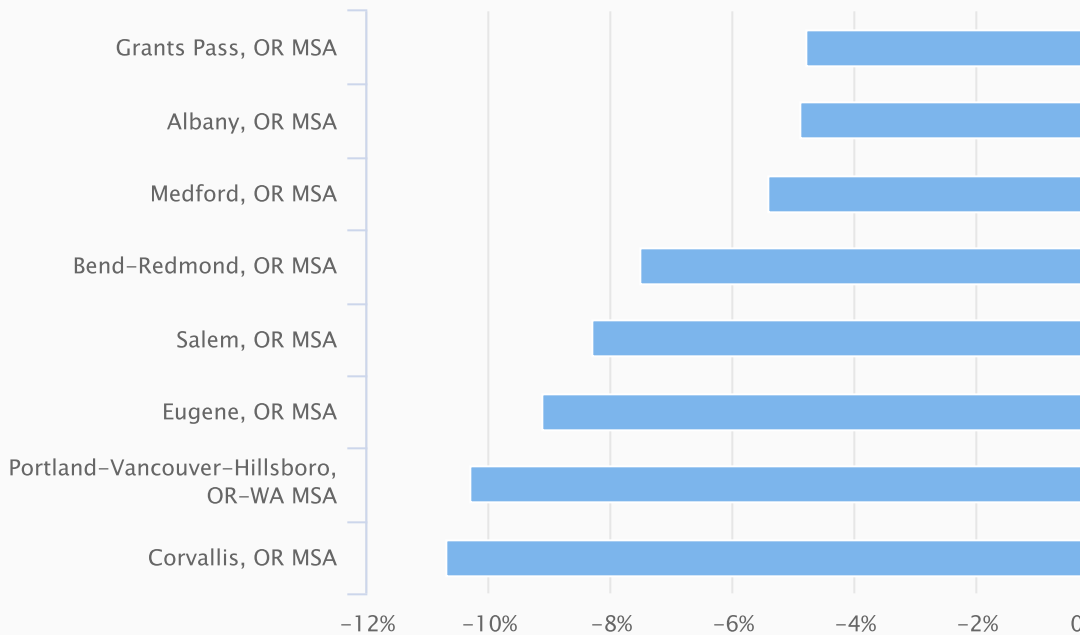
December 2010 to December 2020, Not Seasonally Adjusted



Oregon Employment Department, Local Area Unemployment Statist

Employment Change in Oregon's Metro Areas

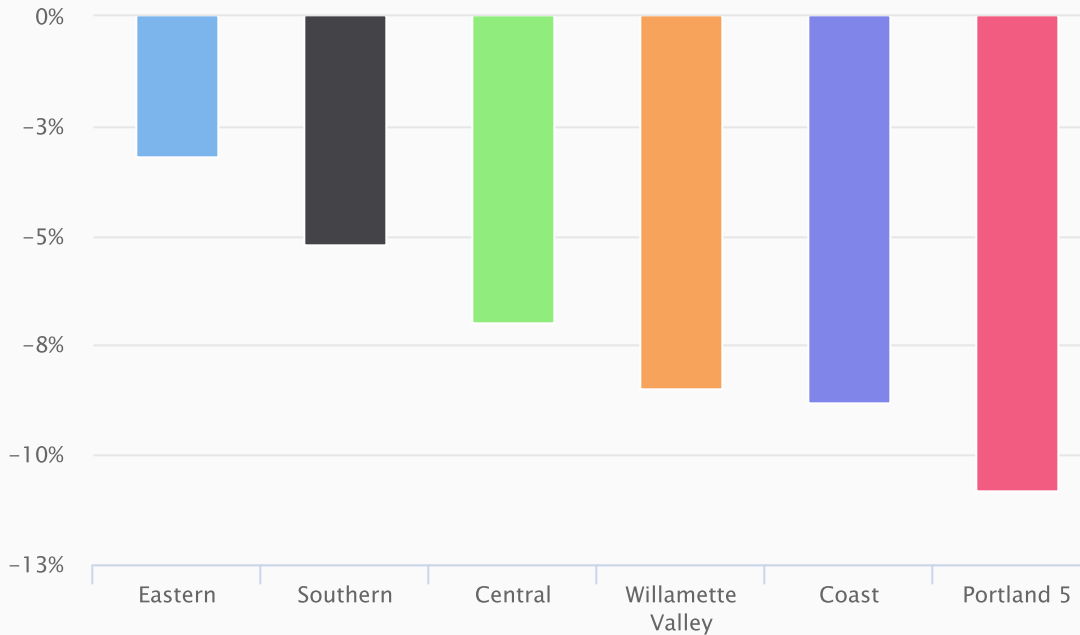
December 2019 to December 2020, Seasonally Adjusted



Oregon Employment Department, Current Employment Statisti

Over-the-Year Employment Change by Region

December 2019 to December 2020, Seasonally Adjusted Nonfarm Employment



Oregon Employment Department, Current Employment Statist

QualityInfo

- Jobs & Careers
- Economic Data
- Business & Industry
- Training & Education
- Local Areas
- Publications
- Performance Measures
- Press Release

Workforce & Economic Research

- About Us
- Contact Us

Follow Us

- Blog
- Twitter

Subscribe

To sign up for email notifications please enter your email address.

Subscribe

OREGON EMPLOYMENT DEPARTMENT

[WorkSource Oregon](#) | [Oregon.gov](#) | [Privacy / Accessibility](#) | [PRISM](#) | [Glossary](#) | [Sign In](#)