

# Weekly deaths in Oregon

Center for Health Statistics

The data presented here represent provisional weekly mortality data for Oregon through January 17, 2021, as well as three-year and five-year averages.

Oregon’s weekly deaths have exceeded historical averages since March 2020, and have exceeded the statistically significant thresholds for excess mortality generated by the National Center for Health Statistics for 18 weeks since that time. During the same period, deaths nationwide have consistently exceeded the NCHS thresholds.\* Deaths attributed to COVID-19 accounted for 73% of the observed excess over the five-year historical average for the week ending January 17. Since March 2020, deaths attributed to COVID-19 account for 46% of the observed excess over the five-year historical average for that period.

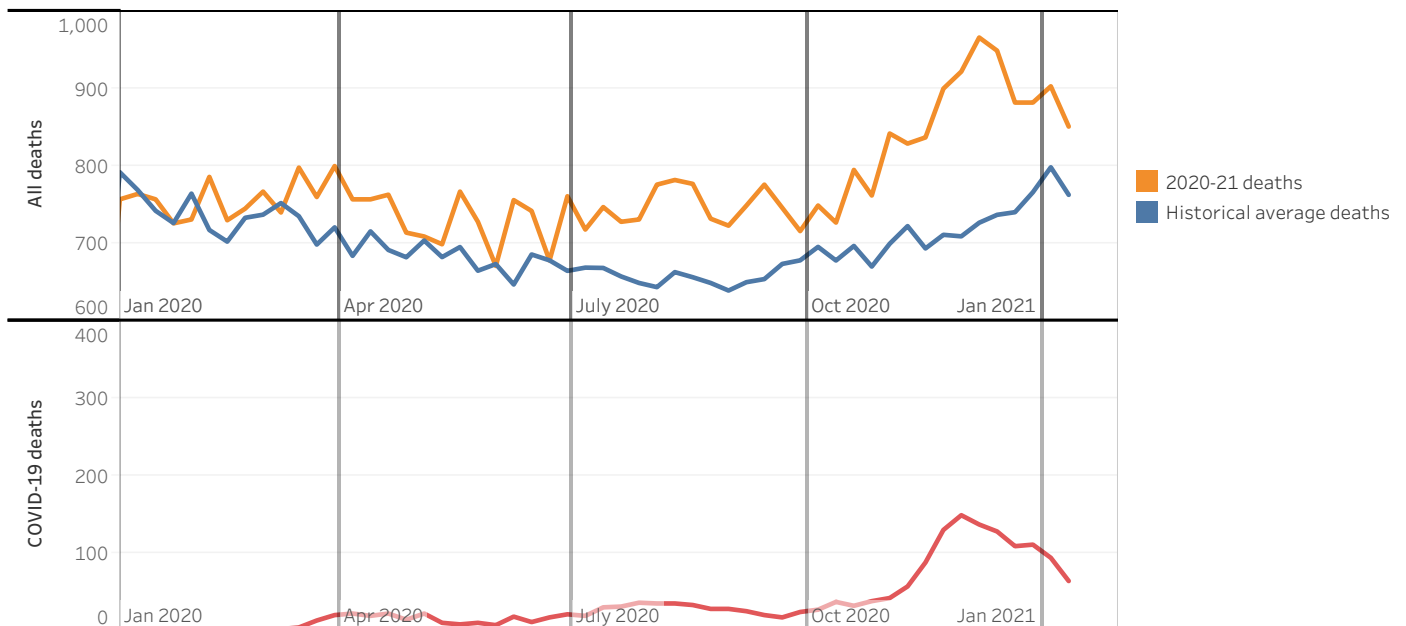
[Click to show data notes](#)

Choose period for historical comparison:

 Three-year average (2017-2019)  
 Five-year average (2015-2019)

[Click to open data table](#)

## Weekly deaths in Oregon



UPDATED 1/26/2021

### NOTES

1. Data from 2020-2021, including COVID-19 deaths, are provisional and subject to change.
2. Current-year data lag about one week behind due to the time required for death certificates to be processed.
3. On 1/13/2021, the starting and ending dates for weekly historical averages were adjusted to better align with current data. This will result in small changes in historical averages from previously published versions of this graphic.

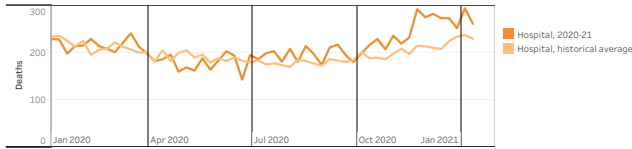
The data presented here represent provisional weekly mortality data for Oregon through January 17, 2021, as well as three-year and five-year averages.

Higher than average deaths in homes, home hospice, and hospitals account for much of the recent differences between overall mortality and historical averages. Oregon has exceeded the statistically significant thresholds for excess mortality generated by the National Center for Health Statistics for 18 weeks since March 2020, while deaths nationwide have consistently exceeded the NCHS thresholds.\*

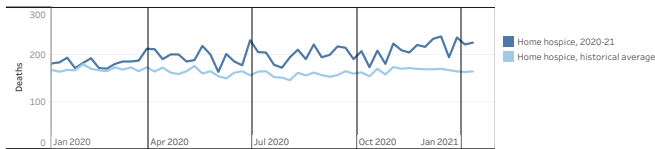
\*Available at [https://www.cdc.gov/nchs/nvss/vsrr/covid19/excess\\_deaths.htm#dashboard](https://www.cdc.gov/nchs/nvss/vsrr/covid19/excess_deaths.htm#dashboard).

Click to show data notes	Choose period for historical comparison: <input type="radio"/> Three-year average (2017-2019) <input checked="" type="radio"/> Five-year average (2015-2019)	Click to open data table
--------------------------	--	--------------------------

Place of death: Hospital



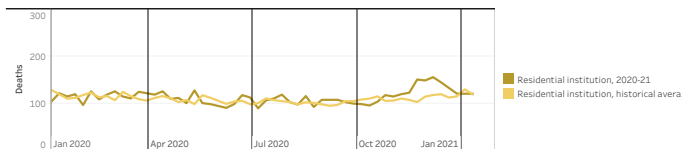
Place of death: Home hospice



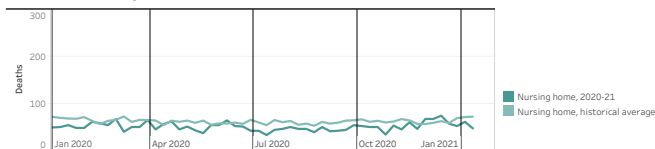
Place of death: Home



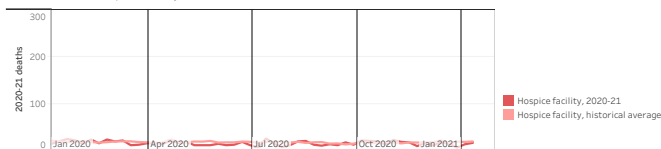
Place of death: Residential institution



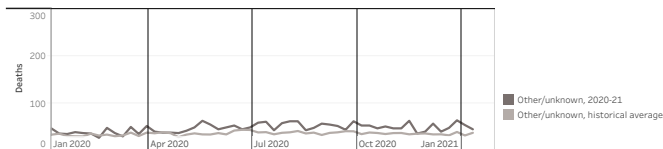
Place of death: Nursing home



Place of death: Hospice facility



Place of death: Other and unknown



UPDATED 1/26/2021

**NOTES**

1. Data from 2020-2021, including COVID-19 deaths, are provisional and subject to change.
2. Current-year data lag about one week behind due to the time required for death certificates to be processed.
3. On 1/13/2021, the starting and ending dates for weekly historical averages were adjusted to better align with current data. This will result in small changes in historical averages from previously published versions of this graphic.

## Place summary

Week start	Week end	Place of death	Deaths, current wee..	Deaths, current wee..	Average 2017-2019	Average 2017-2019 (..	Excess deaths (ove..	Average 2015-2019	Average 2015-2019 (..	Excess deaths (ove..
1/11/2021	1/17/2021	Hospital	261	31%	241	30%	20	229	30%	32
		Home hospice	226	27%	177	22%	49	165	22%	61
		Home	132	16%	125	16%	7	117	15%	15
		Residential institution	121	14%	117	15%	4	119	16%	2
		Nursing home	48	6%	71	9%	-23	73	10%	-25
		Hospice facility	18	2%	25	3%	-7	21	3%	-3
		Other/unknown	45	5%	40	5%	5	38	5%	7
		<b>Total</b>	<b>851</b>	<b>100%</b>	<b>797</b>	<b>100%</b>	<b>54</b>	<b>763</b>	<b>100%</b>	<b>88</b>
<b>Total</b>	<b>851</b>	<b>100%</b>	<b>797</b>	<b>100%</b>	<b>54</b>	<b>763</b>	<b>100%</b>	<b>88</b>		
1/4/2021	1/10/2021	Hospital	294	33%	253	30%	41	237	30%	57
		Home hospice	222	25%	173	21%	49	164	21%	58
		Home	135	15%	155	18%	-20	143	18%	-8
		Residential institution	121	13%	132	16%	-11	130	16%	-9
		Nursing home	62	7%	73	9%	-11	72	9%	-10
		Hospice facility	15	2%	21	3%	-6	20	3%	-5
		Other/unknown	54	6%	31	4%	23	32	4%	22
		<b>Total</b>	<b>903</b>	<b>100%</b>	<b>839</b>	<b>100%</b>	<b>64</b>	<b>798</b>	<b>100%</b>	<b>105</b>
<b>Total</b>	<b>903</b>	<b>100%</b>	<b>839</b>	<b>100%</b>	<b>64</b>	<b>798</b>	<b>100%</b>	<b>105</b>		
12/28/2020	1/3/2021	Hospital	252	29%	239	31%	13	234	31%	18
		Home hospice	237	27%	172	22%	65	165	22%	72
		Home	147	17%	125	16%	22	122	16%	25
		Residential institution	121	14%	119	15%	2	115	15%	6
		Nursing home	53	6%	69	9%	-16	70	9%	-17
		Hospice facility	8	1%	19	2%	-11	21	3%	-13
		Other/unknown	64	7%	37	5%	27	39	5%	25
		<b>Total</b>	<b>882</b>	<b>100%</b>	<b>779</b>	<b>100%</b>	<b>103</b>	<b>766</b>	<b>100%</b>	<b>116</b>
<b>Total</b>	<b>882</b>	<b>100%</b>	<b>779</b>	<b>100%</b>	<b>103</b>	<b>766</b>	<b>100%</b>	<b>116</b>		
12/21/2020	12/27/2020	Hospital	273	31%	230	31%	43	224	30%	49
		Home hospice	195	22%	188	25%	7	168	23%	27
		Home	159	18%	124	16%	35	127	17%	32
		Residential institution	133	15%	105	14%	28	113	15%	20
		Nursing home	58	7%	59	8%	-1	59	8%	-1
		Hospice facility	16	2%	18	2%	-2	17	2%	-1
		Other/unknown	48	5%	30	4%	18	32	4%	16
		<b>Total</b>	<b>882</b>	<b>100%</b>	<b>753</b>	<b>100%</b>	<b>129</b>	<b>740</b>	<b>100%</b>	<b>142</b>
<b>Total</b>	<b>882</b>	<b>100%</b>	<b>753</b>	<b>100%</b>	<b>129</b>	<b>740</b>	<b>100%</b>	<b>142</b>		
12/14/2020	12/20/2020	Hospital	273	29%	198	27%	75	208	28%	65
		Home hospice	239	25%	170	23%	69	171	23%	68
		Home	157	17%	121	16%	36	118	16%	39
		Residential institution	145	15%	127	17%	18	120	16%	25
		Nursing home	75	8%	62	8%	13	63	9%	12
		Hospice facility	20	2%	26	3%	-6	23	3%	-3
		Other/unknown	40	4%	32	4%	8	34	5%	6
		<b>Total</b>	<b>949</b>	<b>100%</b>	<b>736</b>	<b>100%</b>	<b>213</b>	<b>737</b>	<b>100%</b>	<b>212</b>
<b>Total</b>	<b>949</b>	<b>100%</b>	<b>736</b>	<b>100%</b>	<b>213</b>	<b>737</b>	<b>100%</b>	<b>212</b>		
12/7/2020	12/13/2020	Hospital	282	29%	212	29%	70	210	29%	72
		Home hospice	234	24%	174	24%	60	170	23%	64
		Home	157	16%	113	16%	44	115	16%	42
		Residential institution	156	16%	113	16%	43	118	16%	38
		Nursing home	68	7%	54	8%	14	60	8%	8
		Hospice facility	12	1%	21	3%	-9	19	3%	-7
		Other/unknown	57	6%	35	5%	22	34	5%	23
		<b>Total</b>	<b>966</b>	<b>100%</b>	<b>721</b>	<b>100%</b>	<b>245</b>	<b>727</b>	<b>100%</b>	<b>239</b>
<b>Total</b>	<b>966</b>	<b>100%</b>	<b>721</b>	<b>100%</b>	<b>245</b>	<b>727</b>	<b>100%</b>	<b>239</b>		
11/30/2020	12/6/2020	Hospital	275	30%	207	29%	68	213	30%	62
		Home hospice	217	24%	174	25%	43	170	24%	47
		Home	155	17%	99	14%	56	99	14%	56
		Residential institution	149	16%	113	16%	36	115	16%	34
		Nursing home	68	7%	54	8%	14	57	8%	11

## Place summary

Week start	Week end	Place of death	Deaths, current wee..	Deaths, current wee..	Average 2017-2019	Average 2017-2019 (..	Excess deaths (ove..	Average 2015-2019	Average 2015-2019 (..	Excess deaths (ove..
11/30/2020	12/6/2020	Hospice facility	18	2%	19	3%	-1	19	3%	-1
		Other/unknown	40	4%	35	5%	5	36	5%	4
		<b>Total</b>	<b>922</b>	<b>100%</b>	<b>701</b>	<b>100%</b>	<b>221</b>	<b>709</b>	<b>100%</b>	<b>213</b>
<b>Total</b>		<b>922</b>	<b>100%</b>	<b>701</b>	<b>100%</b>	<b>221</b>	<b>709</b>	<b>100%</b>	<b>213</b>	
11/23/2020	11/29/2020	Hospital	292	32%	211	30%	81	215	30%	77
		Home hospice	221	25%	170	24%	51	170	24%	51
		Home	142	16%	107	15%	35	110	15%	32
		Residential institution	151	17%	98	14%	53	103	15%	48
		Nursing home	47	5%	56	8%	-9	58	8%	-11
		Hospice facility	11	1%	19	3%	-8	19	3%	-8
		Other/unknown	36	4%	35	5%	1	36	5%	0
		<b>Total</b>	<b>900</b>	<b>100%</b>	<b>697</b>	<b>100%</b>	<b>203</b>	<b>711</b>	<b>100%</b>	<b>189</b>
<b>Total</b>		<b>900</b>	<b>100%</b>	<b>697</b>	<b>100%</b>	<b>203</b>	<b>711</b>	<b>100%</b>	<b>189</b>	
11/16/2020	11/22/2020	Hospital	232	28%	196	28%	36	197	28%	35
		Home hospice	205	24%	175	25%	30	172	25%	33
		Home	134	16%	106	15%	28	98	14%	36
		Residential institution	123	15%	104	15%	19	108	16%	15
		Nursing home	61	7%	59	9%	2	65	9%	-4
		Hospice facility	19	2%	19	3%	0	19	3%	0
		Other/unknown	63	8%	33	5%	30	34	5%	29
<b>Total</b>	<b>837</b>	<b>100%</b>	<b>692</b>	<b>100%</b>	<b>145</b>	<b>694</b>	<b>100%</b>	<b>143</b>		
<b>Total</b>		<b>837</b>	<b>100%</b>	<b>692</b>	<b>100%</b>	<b>145</b>	<b>694</b>	<b>100%</b>	<b>143</b>	
11/9/2020	11/15/2020	Hospital	219	26%	215	29%	4	209	29%	10
		Home hospice	210	25%	171	23%	39	171	24%	39
		Home	167	20%	112	15%	55	111	15%	56
		Residential institution	120	14%	108	15%	12	111	15%	9
		Nursing home	46	6%	66	9%	-20	68	9%	-22
		Hospice facility	20	2%	17	2%	3	17	2%	3
		Other/unknown	47	6%	40	6%	7	37	5%	10
<b>Total</b>	<b>829</b>	<b>100%</b>	<b>729</b>	<b>100%</b>	<b>100</b>	<b>722</b>	<b>100%</b>	<b>107</b>		
<b>Total</b>		<b>829</b>	<b>100%</b>	<b>729</b>	<b>100%</b>	<b>100</b>	<b>722</b>	<b>100%</b>	<b>107</b>	
11/2/2020	11/8/2020	Hospital	236	28%	204	28%	32	198	28%	38
		Home hospice	224	27%	180	25%	44	174	25%	50
		Home	142	17%	109	15%	33	102	15%	40
		Residential institution	115	14%	109	15%	6	106	15%	9
		Nursing home	54	6%	59	8%	-5	63	9%	-9
		Hospice facility	24	3%	18	2%	6	19	3%	5
		Other/unknown	47	6%	40	6%	7	37	5%	10
<b>Total</b>	<b>842</b>	<b>100%</b>	<b>720</b>	<b>100%</b>	<b>122</b>	<b>700</b>	<b>100%</b>	<b>142</b>		
<b>Total</b>		<b>842</b>	<b>100%</b>	<b>720</b>	<b>100%</b>	<b>122</b>	<b>700</b>	<b>100%</b>	<b>142</b>	
10/26/2020	11/1/2020	Hospital	207	27%	189	28%	18	186	28%	21
		Home hospice	181	24%	158	23%	23	158	24%	23
		Home	155	20%	108	16%	47	105	16%	50
		Residential institution	118	15%	108	16%	10	106	16%	12
		Nursing home	35	5%	57	8%	-22	61	9%	-26
		Hospice facility	15	2%	19	3%	-4	20	3%	-5
		Other/unknown	51	7%	36	5%	15	35	5%	16
<b>Total</b>	<b>762</b>	<b>100%</b>	<b>674</b>	<b>100%</b>	<b>88</b>	<b>670</b>	<b>100%</b>	<b>92</b>		
<b>Total</b>		<b>762</b>	<b>100%</b>	<b>674</b>	<b>100%</b>	<b>88</b>	<b>670</b>	<b>100%</b>	<b>92</b>	
10/19/2020	10/25/2020	Hospital	229	29%	194	27%	35	190	27%	39
		Home hospice	209	26%	171	24%	38	171	24%	38
		Home	134	17%	102	14%	32	103	15%	31
		Residential institution	104	13%	121	17%	-17	115	17%	-11
		Nursing home	51	6%	72	10%	-21	64	9%	-13
		Hospice facility	21	3%	18	2%	3	17	2%	4
		Other/unknown	47	6%	41	6%	6	37	5%	10
<b>Total</b>	<b>795</b>	<b>100%</b>	<b>719</b>	<b>100%</b>	<b>76</b>	<b>697</b>	<b>100%</b>	<b>98</b>		
<b>Total</b>		<b>795</b>	<b>100%</b>	<b>719</b>	<b>100%</b>	<b>76</b>	<b>697</b>	<b>100%</b>	<b>98</b>	
10/12/2020	10/18/2020	Hospital	216	30%	196	28%	20	188	28%	28

## Place summary

Week start	Week end	Place of death	Deaths, current wee..	Deaths, current wee..	Average 2017-2019	Average 2017-2019 (..	Excess deaths (ove..	Average 2015-2019	Average 2015-2019 (..	Excess deaths (ove..
10/12/2020	10/18/2020	Home hospice	174	24%	157	22%	17	155	23%	19
		Home	115	16%	113	16%	2	106	16%	9
		Residential institution	96	13%	106	15%	-10	111	16%	-15
		Nursing home	51	7%	65	9%	-14	62	9%	-11
		Hospice facility	22	3%	22	3%	0	18	3%	4
		Other/unknown	53	7%	41	6%	12	38	6%	15
		<b>Total</b>	<b>727</b>	<b>100%</b>	<b>699</b>	<b>100%</b>	<b>28</b>	<b>678</b>	<b>100%</b>	<b>49</b>
<b>Total</b>	<b>727</b>	<b>100%</b>	<b>699</b>	<b>100%</b>	<b>28</b>	<b>678</b>	<b>100%</b>	<b>49</b>		
10/5/2020	10/11/2020	Hospital	199	27%	202	29%	-3	201	29%	-2
		Home hospice	208	28%	162	23%	46	163	23%	45
		Home	114	15%	106	15%	8	101	14%	13
		Residential institution	99	13%	108	15%	-9	109	16%	-10
		Nursing home	53	7%	62	9%	-9	67	10%	-14
		Hospice facility	23	3%	23	3%	0	20	3%	3
		Other/unknown	53	7%	38	5%	15	35	5%	18
<b>Total</b>	<b>749</b>	<b>100%</b>	<b>701</b>	<b>100%</b>	<b>48</b>	<b>696</b>	<b>100%</b>	<b>53</b>		
<b>Total</b>	<b>749</b>	<b>100%</b>	<b>701</b>	<b>100%</b>	<b>48</b>	<b>696</b>	<b>100%</b>	<b>53</b>		
9/28/2020	10/4/2020	Hospital	180	25%	179	26%	1	184	27%	-4
		Home hospice	191	27%	164	24%	27	160	24%	31
		Home	114	16%	107	16%	7	107	16%	7
		Residential institution	100	14%	110	16%	-10	105	15%	-5
		Nursing home	55	8%	63	9%	-8	65	10%	-10
		Hospice facility	14	2%	17	2%	-3	16	2%	-2
		Other/unknown	62	9%	43	6%	19	41	6%	21
<b>Total</b>	<b>716</b>	<b>100%</b>	<b>683</b>	<b>100%</b>	<b>33</b>	<b>678</b>	<b>100%</b>	<b>38</b>		
<b>Total</b>	<b>716</b>	<b>100%</b>	<b>683</b>	<b>100%</b>	<b>33</b>	<b>678</b>	<b>100%</b>	<b>38</b>		
9/21/2020	9/27/2020	Hospital	195	26%	179	26%	16	180	27%	15
		Home hospice	215	29%	174	25%	41	166	25%	49
		Home	125	17%	107	16%	18	102	15%	23
		Residential institution	103	14%	110	16%	-7	105	16%	-2
		Nursing home	45	6%	57	8%	-12	65	10%	-20
		Hospice facility	19	3%	17	3%	2	15	2%	4
		Other/unknown	44	6%	39	6%	5	41	6%	3
<b>Total</b>	<b>746</b>	<b>100%</b>	<b>683</b>	<b>100%</b>	<b>63</b>	<b>674</b>	<b>100%</b>	<b>72</b>		
<b>Total</b>	<b>746</b>	<b>100%</b>	<b>683</b>	<b>100%</b>	<b>63</b>	<b>674</b>	<b>100%</b>	<b>72</b>		
9/14/2020	9/20/2020	Hospital	217	28%	187	29%	30	183	28%	34
		Home hospice	218	28%	157	24%	61	157	24%	61
		Home	125	16%	98	15%	27	101	15%	24
		Residential institution	108	14%	94	14%	14	97	15%	11
		Nursing home	43	6%	56	9%	-13	60	9%	-17
		Hospice facility	13	2%	20	3%	-7	17	3%	-4
		Other/unknown	52	7%	39	6%	13	39	6%	13
<b>Total</b>	<b>776</b>	<b>100%</b>	<b>651</b>	<b>100%</b>	<b>125</b>	<b>654</b>	<b>100%</b>	<b>122</b>		
<b>Total</b>	<b>776</b>	<b>100%</b>	<b>651</b>	<b>100%</b>	<b>125</b>	<b>654</b>	<b>100%</b>	<b>122</b>		
9/7/2020	9/13/2020	Hospital	211	28%	190	29%	21	186	29%	25
		Home hospice	200	27%	154	24%	46	154	24%	46
		Home	118	16%	101	16%	17	102	16%	16
		Residential institution	108	14%	95	15%	13	95	15%	13
		Nursing home	42	6%	55	9%	-13	58	9%	-16
		Hospice facility	15	2%	17	3%	-2	16	3%	-1
		Other/unknown	55	7%	37	6%	18	37	6%	18
<b>Total</b>	<b>749</b>	<b>100%</b>	<b>649</b>	<b>100%</b>	<b>100</b>	<b>650</b>	<b>100%</b>	<b>99</b>		
<b>Total</b>	<b>749</b>	<b>100%</b>	<b>649</b>	<b>100%</b>	<b>100</b>	<b>650</b>	<b>100%</b>	<b>99</b>		
8/31/2020	9/6/2020	Hospital	174	24%	173	27%	1	172	27%	2
		Home hospice	195	27%	155	24%	40	157	25%	38
		Home	126	17%	100	16%	26	97	15%	29
		Residential institution	108	15%	96	15%	12	99	15%	9
		Nursing home	51	7%	66	10%	-15	62	10%	-11
		Hospice facility	12	2%	20	3%	-8	20	3%	-8

## Place summary

Week start	Week end	Place of death	Deaths, current wee..	Deaths, current wee..	Average 2017-2019	Average 2017-2019 (..	Excess deaths (ove..	Average 2015-2019	Average 2015-2019 (..	Excess deaths (ove..
8/31/2020	9/6/2020	Other/unknown	57	8%	32	5%	25	33	5%	24
	Total		<b>723</b>	<b>100%</b>	<b>641</b>	<b>100%</b>	<b>82</b>	<b>639</b>	<b>100%</b>	<b>84</b>
Total			<b>723</b>	<b>100%</b>	<b>641</b>	<b>100%</b>	<b>82</b>	<b>639</b>	<b>100%</b>	<b>84</b>
8/24/2020	8/30/2020	Hospital	197	27%	178	27%	19	177	27%	20
		Home hospice	222	30%	169	26%	53	163	25%	59
		Home	118	16%	96	15%	22	97	15%	21
		Residential institution	93	13%	103	16%	-10	102	16%	-9
		Nursing home	40	5%	54	8%	-14	54	8%	-14
		Hospice facility	14	2%	22	3%	-8	19	3%	-5
		Other/unknown	48	7%	38	6%	10	38	6%	10
	Total		<b>732</b>	<b>100%</b>	<b>660</b>	<b>100%</b>	<b>72</b>	<b>649</b>	<b>100%</b>	<b>83</b>
Total			<b>732</b>	<b>100%</b>	<b>660</b>	<b>100%</b>	<b>72</b>	<b>649</b>	<b>100%</b>	<b>83</b>
8/17/2020	8/23/2020	Hospital	214	28%	178	27%	36	182	28%	32
		Home hospice	191	25%	159	24%	32	157	24%	34
		Home	144	19%	102	16%	42	102	16%	42
		Residential institution	116	15%	104	16%	12	103	16%	13
		Nursing home	47	6%	57	9%	-10	58	9%	-11
		Hospice facility	22	3%	18	3%	4	18	3%	4
		Other/unknown	43	6%	35	5%	8	36	6%	7
	Total		<b>777</b>	<b>100%</b>	<b>652</b>	<b>100%</b>	<b>125</b>	<b>656</b>	<b>100%</b>	<b>121</b>
Total			<b>777</b>	<b>100%</b>	<b>652</b>	<b>100%</b>	<b>125</b>	<b>656</b>	<b>100%</b>	<b>121</b>
8/10/2020	8/16/2020	Hospital	181	23%	178	27%	3	185	28%	-4
		Home hospice	211	27%	159	24%	52	162	24%	49
		Home	162	21%	104	16%	58	100	15%	62
		Residential institution	98	13%	99	15%	-1	98	15%	0
		Nursing home	47	6%	52	8%	-5	56	8%	-9
		Hospice facility	21	3%	23	4%	-2	20	3%	1
		Other/unknown	62	8%	47	7%	15	41	6%	21
	Total		<b>782</b>	<b>100%</b>	<b>662</b>	<b>100%</b>	<b>120</b>	<b>663</b>	<b>100%</b>	<b>119</b>
Total			<b>782</b>	<b>100%</b>	<b>662</b>	<b>100%</b>	<b>120</b>	<b>663</b>	<b>100%</b>	<b>119</b>
8/3/2020	8/9/2020	Hospital	208	27%	181	27%	27	170	26%	38
		Home hospice	195	25%	148	22%	47	147	23%	48
		Home	144	19%	110	16%	34	103	16%	41
		Residential institution	103	13%	104	16%	-1	103	16%	0
		Nursing home	51	7%	66	10%	-15	64	10%	-13
		Hospice facility	13	2%	23	3%	-10	19	3%	-6
		Other/unknown	62	8%	37	6%	25	39	6%	23
	Total		<b>776</b>	<b>100%</b>	<b>669</b>	<b>100%</b>	<b>107</b>	<b>644</b>	<b>100%</b>	<b>132</b>
Total			<b>776</b>	<b>100%</b>	<b>669</b>	<b>100%</b>	<b>107</b>	<b>644</b>	<b>100%</b>	<b>132</b>
7/27/2020	8/2/2020	Hospital	181	25%	166	25%	15	174	27%	7
		Home hospice	173	24%	156	24%	17	152	23%	21
		Home	144	20%	104	16%	40	99	15%	45
		Residential institution	119	16%	116	18%	3	105	16%	14
		Nursing home	47	6%	57	9%	-10	61	9%	-14
		Hospice facility	9	1%	21	3%	-12	21	3%	-12
		Other/unknown	58	8%	38	6%	20	38	6%	20
	Total		<b>731</b>	<b>100%</b>	<b>657</b>	<b>100%</b>	<b>74</b>	<b>649</b>	<b>100%</b>	<b>82</b>
Total			<b>731</b>	<b>100%</b>	<b>657</b>	<b>100%</b>	<b>74</b>	<b>649</b>	<b>100%</b>	<b>82</b>
7/20/2020	7/26/2020	Hospital	203	28%	183	28%	20	178	27%	25
		Home hospice	179	25%	156	23%	23	153	23%	26
		Home	131	18%	96	14%	35	99	15%	32
		Residential institution	111	15%	106	16%	5	107	16%	4
		Nursing home	45	6%	64	10%	-19	66	10%	-21
		Hospice facility	16	2%	24	4%	-8	20	3%	-4
		Other/unknown	43	6%	36	5%	7	34	5%	9
	Total		<b>728</b>	<b>100%</b>	<b>665</b>	<b>100%</b>	<b>63</b>	<b>657</b>	<b>100%</b>	<b>71</b>
Total			<b>728</b>	<b>100%</b>	<b>665</b>	<b>100%</b>	<b>63</b>	<b>657</b>	<b>100%</b>	<b>71</b>
7/13/2020	7/19/2020	Hospital	199	27%	170	26%	29	175	26%	24
		Home hospice	205	27%	170	26%	35	165	25%	40

## Place summary

Week start	Week end	Place of death	Deaths, current wee..	Deaths, current wee..	Average 2017-2019	Average 2017-2019 (..	Excess deaths (ove..	Average 2015-2019	Average 2015-2019 (..	Excess deaths (ove..
7/13/2020	7/19/2020	Home	114	15%	103	16%	11	103	15%	11
		Residential institution	107	14%	105	16%	2	111	17%	-4
		Nursing home	34	5%	53	8%	-19	55	8%	-21
		Hospice facility	27	4%	23	4%	4	20	3%	7
		Other/unknown	61	8%	39	6%	22	39	6%	22
	<b>Total</b>		<b>747</b>	<b>100%</b>	<b>664</b>	<b>100%</b>	<b>83</b>	<b>668</b>	<b>100%</b>	<b>79</b>
<b>Total</b>			<b>747</b>	<b>100%</b>	<b>664</b>	<b>100%</b>	<b>83</b>	<b>668</b>	<b>100%</b>	<b>79</b>
7/6/2020	7/12/2020	Hospital	186	26%	193	29%	-7	184	27%	2
		Home hospice	206	29%	168	25%	38	165	25%	41
		Home	125	17%	102	15%	23	102	15%	23
		Residential institution	90	13%	97	14%	-7	101	15%	-11
		Nursing home	43	6%	59	9%	-16	61	9%	-18
		Hospice facility	9	1%	21	3%	-12	18	3%	-9
		Other/unknown	59	8%	35	5%	24	38	6%	21
	<b>Total</b>		<b>718</b>	<b>100%</b>	<b>676</b>	<b>100%</b>	<b>42</b>	<b>669</b>	<b>100%</b>	<b>49</b>
<b>Total</b>			<b>718</b>	<b>100%</b>	<b>676</b>	<b>100%</b>	<b>42</b>	<b>669</b>	<b>100%</b>	<b>49</b>
6/29/2020	7/5/2020	Hospital	195	26%	185	28%	10	180	27%	15
		Home hospice	231	30%	156	23%	75	157	24%	74
		Home	117	15%	106	16%	11	100	15%	17
		Residential institution	113	15%	101	15%	12	99	15%	14
		Nursing home	43	6%	64	10%	-21	66	10%	-23
		Hospice facility	13	2%	21	3%	-8	20	3%	-7
		Other/unknown	49	6%	39	6%	10	44	7%	5
	<b>Total</b>		<b>761</b>	<b>100%</b>	<b>673</b>	<b>100%</b>	<b>88</b>	<b>665</b>	<b>100%</b>	<b>96</b>
<b>Total</b>			<b>761</b>	<b>100%</b>	<b>673</b>	<b>100%</b>	<b>88</b>	<b>665</b>	<b>100%</b>	<b>96</b>
6/22/2020	6/28/2020	Hospital	143	21%	186	28%	-43	183	27%	-40
		Home hospice	178	26%	155	23%	23	165	24%	13
		Home	122	18%	99	15%	23	102	15%	20
		Residential institution	118	17%	108	16%	10	106	16%	12
		Nursing home	52	8%	58	9%	-6	58	8%	-6
		Hospice facility	20	3%	22	3%	-2	21	3%	-1
		Other/unknown	45	7%	39	6%	6	44	6%	1
	<b>Total</b>		<b>678</b>	<b>100%</b>	<b>667</b>	<b>100%</b>	<b>11</b>	<b>678</b>	<b>100%</b>	<b>0</b>
<b>Total</b>			<b>678</b>	<b>100%</b>	<b>667</b>	<b>100%</b>	<b>11</b>	<b>678</b>	<b>100%</b>	<b>0</b>
6/15/2020	6/21/2020	Hospital	194	26%	179	26%	15	190	28%	4
		Home hospice	186	25%	174	25%	12	162	24%	24
		Home	143	19%	106	16%	37	107	16%	36
		Residential institution	99	13%	101	15%	-2	104	15%	-5
		Nursing home	53	7%	60	9%	-7	60	9%	-7
		Hospice facility	14	2%	19	3%	-5	19	3%	-5
		Other/unknown	53	7%	46	7%	7	42	6%	11
	<b>Total</b>		<b>742</b>	<b>100%</b>	<b>686</b>	<b>100%</b>	<b>56</b>	<b>686</b>	<b>100%</b>	<b>56</b>
<b>Total</b>			<b>742</b>	<b>100%</b>	<b>686</b>	<b>100%</b>	<b>56</b>	<b>686</b>	<b>100%</b>	<b>56</b>
6/8/2020	6/14/2020	Hospital	203	27%	182	27%	21	182	28%	21
		Home hospice	202	27%	152	22%	50	150	23%	52
		Home	133	18%	116	17%	17	103	16%	30
		Residential institution	91	12%	107	16%	-16	99	15%	-8
		Nursing home	65	9%	60	9%	5	58	9%	7
		Hospice facility	13	2%	20	3%	-7	19	3%	-6
		Other/unknown	49	6%	41	6%	8	34	5%	15
	<b>Total</b>		<b>756</b>	<b>100%</b>	<b>678</b>	<b>100%</b>	<b>78</b>	<b>647</b>	<b>100%</b>	<b>109</b>
<b>Total</b>			<b>756</b>	<b>100%</b>	<b>678</b>	<b>100%</b>	<b>78</b>	<b>647</b>	<b>100%</b>	<b>109</b>
6/1/2020	6/7/2020	Hospital	183	27%	188	28%	-5	189	28%	-6
		Home hospice	164	24%	163	24%	1	155	23%	9
		Home	113	17%	102	15%	11	110	16%	3
		Residential institution	95	14%	102	15%	-7	106	16%	-11
		Nursing home	55	8%	61	9%	-6	59	9%	-4
		Hospice facility	16	2%	22	3%	-6	19	3%	-3
		Other/unknown	45	7%	38	6%	7	37	5%	8

## Place summary

Week start	Week end	Place of death	Deaths, current we..	Deaths, current wee..	Average 2017-2019	Average 2017-2019 (..	Excess deaths (ove..	Average 2015-2019	Average 2015-2019 (..	Excess deaths (ove..
6/1/2020	Total		671	100%	676	100%	-5	673	100%	-2
Total			671	100%	676	100%	-5	673	100%	-2
5/25/2020	5/31/2020	Hospital	164	23%	177	26%	-13	179	27%	-15
		Home hospice	201	28%	162	24%	39	165	25%	36
		Home	141	19%	99	15%	42	96	15%	45
		Residential institution	99	14%	118	18%	-19	112	17%	-13
		Nursing home	55	8%	59	9%	-4	56	8%	-1
		Hospice facility	13	2%	23	3%	-10	22	3%	-9
		Other/unknown	55	8%	35	5%	20	34	5%	21
	Total		728	100%	672	100%	56	665	100%	63
Total			728	100%	672	100%	56	665	100%	63
5/18/2020	5/24/2020	Hospital	188	25%	202	29%	-14	196	28%	-8
		Home hospice	219	29%	159	23%	60	161	23%	58
		Home	145	19%	99	14%	46	102	15%	43
		Residential institution	101	13%	117	17%	-16	118	17%	-17
		Nursing home	38	5%	64	9%	-26	65	9%	-27
		Hospice facility	13	2%	22	3%	-9	21	3%	-8
		Other/unknown	63	8%	37	5%	26	34	5%	29
	Total		767	100%	701	100%	66	695	100%	72
Total			767	100%	701	100%	66	695	100%	72
5/11/2020	5/17/2020	Hospital	162	23%	191	28%	-29	190	28%	-28
		Home hospice	189	27%	178	26%	11	177	26%	12
		Home	114	16%	100	14%	14	100	15%	14
		Residential institution	128	18%	98	14%	30	99	15%	29
		Nursing home	44	6%	60	9%	-16	60	9%	-16
		Hospice facility	13	2%	21	3%	-8	21	3%	-8
		Other/unknown	49	7%	41	6%	8	36	5%	13
	Total		699	100%	688	100%	11	682	100%	17
Total			699	100%	688	100%	11	682	100%	17
5/4/2020	5/10/2020	Hospital	169	24%	211	31%	-42	205	29%	-36
		Home hospice	186	26%	153	22%	33	165	24%	21
		Home	139	20%	105	15%	34	108	15%	31
		Residential institution	101	14%	111	16%	-10	108	15%	-7
		Nursing home	52	7%	57	8%	-5	65	9%	-13
		Hospice facility	20	3%	20	3%	0	19	3%	1
		Other/unknown	42	6%	35	5%	7	34	5%	8
	Total		709	100%	692	100%	17	704	100%	5
Total			709	100%	692	100%	17	704	100%	5
4/27/2020	5/3/2020	Hospital	160	22%	201	29%	-41	200	29%	-40
		Home hospice	201	28%	159	23%	42	159	23%	42
		Home	140	20%	118	17%	22	109	16%	31
		Residential institution	112	16%	101	15%	11	103	15%	9
		Nursing home	46	6%	59	9%	-13	62	9%	-16
		Hospice facility	18	3%	23	3%	-5	21	3%	-3
		Other/unknown	37	5%	28	4%	9	28	4%	9
	Total		714	100%	688	100%	26	682	100%	32
Total			714	100%	688	100%	26	682	100%	32
4/20/2020	4/26/2020	Hospital	196	26%	184	26%	12	182	26%	14
		Home hospice	201	26%	164	23%	37	163	24%	38
		Home	133	17%	117	17%	16	109	16%	24
		Residential institution	110	14%	112	16%	-2	111	16%	-1
		Nursing home	63	8%	63	9%	0	64	9%	-1
		Hospice facility	22	3%	25	4%	-3	25	4%	-3
		Other/unknown	38	5%	40	6%	-2	37	5%	1
	Total		763	100%	705	100%	58	692	100%	71
Total			763	100%	705	100%	58	692	100%	71
4/13/2020	4/19/2020	Hospital	186	25%	202	28%	-16	205	29%	-19
		Home hospice	191	25%	173	24%	18	173	24%	18
		Home	143	19%	112	16%	31	109	15%	34



## Place summary

Week start	Week end	Place of death	Deaths, current we..	Deaths, current wee..	Average 2017-2019	Average 2017-2019 (..	Excess deaths (ove..	Average 2015-2019	Average 2015-2019 (..	Excess deaths (ove..
4/13/2020	4/19/2020	Residential institution	126	17%	122	17%	4	116	16%	10
		Nursing home	57	8%	46	6%	11	55	8%	2
		Hospice facility	16	2%	19	3%	-3	18	3%	-2
		Other/unknown	38	5%	41	6%	-3	39	5%	-1
		<b>Total</b>	<b>757</b>	<b>100%</b>	<b>716</b>	<b>100%</b>	<b>41</b>	<b>716</b>	<b>100%</b>	<b>41</b>
<b>Total</b>	<b>757</b>	<b>100%</b>	<b>716</b>	<b>100%</b>	<b>41</b>	<b>716</b>	<b>100%</b>	<b>41</b>		
4/6/2020	4/12/2020	Hospital	182	24%	188	27%	-6	181	26%	1
		Home hospice	212	28%	173	25%	39	165	24%	47
		Home	140	18%	112	16%	28	108	16%	32
		Residential institution	119	16%	109	16%	10	112	16%	7
		Nursing home	46	6%	62	9%	-16	65	9%	-19
		Hospice facility	18	2%	19	3%	-1	17	3%	1
		Other/unknown	40	5%	38	5%	2	37	5%	3
		<b>Total</b>	<b>757</b>	<b>100%</b>	<b>700</b>	<b>100%</b>	<b>57</b>	<b>684</b>	<b>100%</b>	<b>73</b>
<b>Total</b>	<b>757</b>	<b>100%</b>	<b>700</b>	<b>100%</b>	<b>57</b>	<b>684</b>	<b>100%</b>	<b>73</b>		
3/30/2020	4/5/2020	Hospital	199	25%	212	29%	-13	202	28%	-3
		Home hospice	213	27%	184	25%	29	174	24%	39
		Home	131	16%	114	15%	17	116	16%	15
		Residential institution	122	15%	112	15%	10	106	15%	16
		Nursing home	66	8%	64	9%	2	66	9%	0
		Hospice facility	17	2%	22	3%	-5	19	3%	-2
		Other/unknown	52	7%	36	5%	16	38	5%	14
		<b>Total</b>	<b>800</b>	<b>100%</b>	<b>744</b>	<b>100%</b>	<b>56</b>	<b>721</b>	<b>100%</b>	<b>79</b>
<b>Total</b>	<b>800</b>	<b>100%</b>	<b>744</b>	<b>100%</b>	<b>56</b>	<b>721</b>	<b>100%</b>	<b>79</b>		
3/23/2020	3/29/2020	Hospital	213	28%	200	28%	13	200	29%	13
		Home hospice	188	25%	166	23%	22	166	24%	22
		Home	134	18%	112	16%	22	108	15%	26
		Residential institution	125	16%	103	15%	22	109	16%	16
		Nursing home	51	7%	72	10%	-21	66	9%	-15
		Hospice facility	14	2%	20	3%	-6	20	3%	-6
		Other/unknown	35	5%	33	5%	2	31	4%	4
		<b>Total</b>	<b>760</b>	<b>100%</b>	<b>705</b>	<b>100%</b>	<b>55</b>	<b>699</b>	<b>100%</b>	<b>61</b>
<b>Total</b>	<b>760</b>	<b>100%</b>	<b>705</b>	<b>100%</b>	<b>55</b>	<b>699</b>	<b>100%</b>	<b>61</b>		
3/16/2020	3/22/2020	Hospital	241	30%	213	28%	28	207	28%	34
		Home hospice	186	23%	176	23%	10	174	24%	12
		Home	146	18%	118	16%	28	118	16%	28
		Residential institution	111	14%	118	16%	-7	116	16%	-5
		Nursing home	51	6%	64	8%	-13	62	8%	-11
		Hospice facility	13	2%	22	3%	-9	21	3%	-8
		Other/unknown	50	6%	42	6%	8	38	5%	12
		<b>Total</b>	<b>798</b>	<b>100%</b>	<b>753</b>	<b>100%</b>	<b>45</b>	<b>735</b>	<b>100%</b>	<b>63</b>
<b>Total</b>	<b>798</b>	<b>100%</b>	<b>753</b>	<b>100%</b>	<b>45</b>	<b>735</b>	<b>100%</b>	<b>63</b>		
3/9/2020	3/15/2020	Hospital	221	30%	215	28%	6	212	28%	9
		Home hospice	186	25%	168	22%	18	169	22%	17
		Home	124	17%	125	16%	-1	120	16%	4
		Residential institution	115	16%	125	16%	-10	125	17%	-10
		Nursing home	41	6%	71	9%	-30	73	10%	-32
		Hospice facility	23	3%	22	3%	1	21	3%	2
		Other/unknown	30	4%	37	5%	-7	32	4%	-2
		<b>Total</b>	<b>740</b>	<b>100%</b>	<b>763</b>	<b>100%</b>	<b>-23</b>	<b>752</b>	<b>100%</b>	<b>-12</b>
<b>Total</b>	<b>740</b>	<b>100%</b>	<b>763</b>	<b>100%</b>	<b>-23</b>	<b>752</b>	<b>100%</b>	<b>-12</b>		
3/2/2020	3/8/2020	Hospital	201	26%	222	30%	-21	222	30%	-21
		Home hospice	181	24%	172	23%	9	174	24%	7
		Home	133	17%	125	17%	8	117	16%	16
		Residential institution	126	16%	113	15%	13	107	15%	19
		Nursing home	68	9%	65	9%	3	66	9%	2
		Hospice facility	21	3%	21	3%	0	21	3%	0
		Other/unknown	37	5%	31	4%	6	30	4%	7
		<b>Total</b>	<b>767</b>	<b>100%</b>	<b>750</b>	<b>100%</b>	<b>17</b>	<b>737</b>	<b>100%</b>	<b>30</b>

## Place summary

Week start	Week end	Place of death	Deaths, current wee..	Deaths, current wee..	Average 2017-2019	Average 2017-2019 (..	Excess deaths (ove..	Average 2015-2019	Average 2015-2019 (..	Excess deaths (ove..
Total			<b>767</b>	<b>100%</b>	<b>750</b>	<b>100%</b>	<b>17</b>	<b>737</b>	<b>100%</b>	<b>30</b>
2/24/2020	3/1/2020	Hospital	208	28%	222	30%	-14	209	28%	-1
		Home hospice	171	23%	172	23%	-1	166	23%	5
		Home	119	16%	132	18%	-13	126	17%	-7
		Residential institution	119	16%	110	15%	9	116	16%	3
		Nursing home	55	7%	59	8%	-4	64	9%	-9
		Hospice facility	25	3%	21	3%	4	19	3%	6
		Other/unknown	48	6%	34	4%	14	34	5%	14
Total			<b>745</b>	<b>100%</b>	<b>750</b>	<b>100%</b>	<b>-5</b>	<b>733</b>	<b>100%</b>	<b>12</b>
Total			<b>745</b>	<b>100%</b>	<b>750</b>	<b>100%</b>	<b>-5</b>	<b>733</b>	<b>100%</b>	<b>12</b>
2/17/2020	2/23/2020	Hospital	214	29%	212	30%	2	206	29%	8
		Home hospice	172	24%	165	23%	7	167	24%	5
		Home	132	18%	113	16%	19	108	15%	24
		Residential institution	109	15%	121	17%	-12	113	16%	-4
		Nursing home	59	8%	57	8%	2	57	8%	2
		Hospice facility	17	2%	19	3%	-2	18	3%	-1
		Other/unknown	27	4%	29	4%	-2	32	5%	-5
Total			<b>730</b>	<b>100%</b>	<b>716</b>	<b>100%</b>	<b>14</b>	<b>702</b>	<b>100%</b>	<b>28</b>
Total			<b>730</b>	<b>100%</b>	<b>716</b>	<b>100%</b>	<b>14</b>	<b>702</b>	<b>100%</b>	<b>28</b>
2/10/2020	2/16/2020	Hospital	229	29%	198	28%	31	195	27%	34
		Home hospice	193	25%	169	24%	24	171	24%	22
		Home	115	15%	104	15%	11	108	15%	7
		Residential institution	126	16%	119	17%	7	123	17%	3
		Nursing home	62	8%	63	9%	-1	64	9%	-2
		Hospice facility	25	3%	21	3%	4	20	3%	5
		Other/unknown	36	5%	35	5%	1	36	5%	0
Total			<b>786</b>	<b>100%</b>	<b>709</b>	<b>100%</b>	<b>77</b>	<b>717</b>	<b>100%</b>	<b>69</b>
Total			<b>786</b>	<b>100%</b>	<b>709</b>	<b>100%</b>	<b>77</b>	<b>717</b>	<b>100%</b>	<b>69</b>
2/3/2020	2/9/2020	Hospital	215	29%	231	30%	-16	225	29%	-10
		Home hospice	183	25%	181	23%	2	180	24%	3
		Home	134	18%	115	15%	19	117	15%	17
		Residential institution	97	13%	125	16%	-28	118	15%	-21
		Nursing home	49	7%	67	9%	-18	72	9%	-23
		Hospice facility	16	2%	21	3%	-5	22	3%	-6
		Other/unknown	37	5%	31	4%	6	30	4%	7
Total			<b>731</b>	<b>100%</b>	<b>770</b>	<b>100%</b>	<b>-39</b>	<b>764</b>	<b>100%</b>	<b>-33</b>
Total			<b>731</b>	<b>100%</b>	<b>770</b>	<b>100%</b>	<b>-39</b>	<b>764</b>	<b>100%</b>	<b>-33</b>
1/27/2020	2/2/2020	Hospital	214	29%	214	29%	0	212	29%	2
		Home hospice	172	24%	168	23%	4	167	23%	5
		Home	109	15%	119	16%	-10	116	16%	-7
		Residential institution	120	17%	109	15%	11	112	15%	8
		Nursing home	49	7%	66	9%	-17	68	9%	-19
		Hospice facility	23	3%	21	3%	2	19	3%	4
		Other/unknown	39	5%	29	4%	10	30	4%	9
Total			<b>726</b>	<b>100%</b>	<b>727</b>	<b>100%</b>	<b>-1</b>	<b>726</b>	<b>100%</b>	<b>0</b>
Total			<b>726</b>	<b>100%</b>	<b>727</b>	<b>100%</b>	<b>-1</b>	<b>726</b>	<b>100%</b>	<b>0</b>
1/20/2020	1/26/2020	Hospital	198	26%	233	31%	-35	225	30%	-27
		Home hospice	194	26%	166	22%	28	168	23%	26
		Home	134	18%	119	16%	15	119	16%	15
		Residential institution	115	15%	112	15%	3	111	15%	4
		Nursing home	55	7%	65	9%	-10	69	9%	-14
		Hospice facility	26	3%	20	3%	6	19	3%	7
		Other/unknown	35	5%	35	5%	0	31	4%	4
Total			<b>757</b>	<b>100%</b>	<b>751</b>	<b>100%</b>	<b>6</b>	<b>742</b>	<b>100%</b>	<b>15</b>
Total			<b>757</b>	<b>100%</b>	<b>751</b>	<b>100%</b>	<b>6</b>	<b>742</b>	<b>100%</b>	<b>15</b>
1/13/2020	1/19/2020	Hospital	228	30%	244	30%	-16	236	31%	-8
		Home hospice	184	24%	175	22%	9	164	21%	20
		Home	122	16%	128	16%	-6	122	16%	0
		Residential institution	122	16%	121	15%	1	120	16%	2

## Place summary

Week start	Week end	Place of death	Deaths, current wee..	Deaths, current wee..	Average 2017-2019	Average 2017-2019 (..	Excess deaths (ove..	Average 2015-2019	Average 2015-2019 (..	Excess deaths (ove..
1/13/2020	1/19/2020	Nursing home	51	7%	72	9%	-21	70	9%	-19
		Hospice facility	21	3%	24	3%	-3	20	3%	1
		Other/unknown	36	5%	36	5%	0	36	5%	0
		<b>Total</b>	<b>764</b>	<b>100%</b>	<b>800</b>	<b>100%</b>	<b>-36</b>	<b>769</b>	<b>100%</b>	<b>-5</b>
<b>Total</b>			<b>764</b>	<b>100%</b>	<b>800</b>	<b>100%</b>	<b>-36</b>	<b>769</b>	<b>100%</b>	<b>-5</b>
1/6/2020	1/12/2020	Hospital	229	30%	254	30%	-25	234	29%	-5
		Home hospice	182	24%	182	21%	0	169	21%	13
		Home	129	17%	144	17%	-15	132	17%	-3
		Residential institution	104	14%	136	16%	-32	129	16%	-25
		Nursing home	50	7%	71	8%	-21	72	9%	-22
		Hospice facility	16	2%	25	3%	-9	23	3%	-7
		Other/unknown	47	6%	35	4%	12	34	4%	13
<b>Total</b>	<b>757</b>	<b>100%</b>	<b>846</b>	<b>100%</b>	<b>-89</b>	<b>792</b>	<b>100%</b>	<b>-35</b>		
<b>Total</b>			<b>757</b>	<b>100%</b>	<b>846</b>	<b>100%</b>	<b>-89</b>	<b>792</b>	<b>100%</b>	<b>-35</b>

## Weekly deaths in Oregon

This table shows weekly deaths for 2020-2021 and for historical averages. COVID-19 deaths are also shown.



Center for Health Statistics

Week start	Week end	2020-21 deaths	Average 2017-2019	Excess deaths (over 3-yr average)	Average 2015-2019	Excess deaths (over 5-yr average)	COVID-19 deaths
<b>Total</b>		<b>41,860</b>	<b>38,296</b>	<b>3,564</b>	<b>37,819</b>	<b>4,041</b>	<b>1,844</b>
1/11/2021	1/17/2021	851	797	54	763	88	64
1/4/2021	1/10/2021	903	839	64	798	105	94
12/28/2020	1/3/2021	882	779	103	766	116	111
12/21/2020	12/27/2020	882	753	129	740	142	109
12/14/2020	12/20/2020	949	736	213	737	212	128
12/7/2020	12/13/2020	966	721	245	727	239	137
11/30/2020	12/6/2020	922	701	221	709	213	149
11/23/2020	11/29/2020	900	697	203	711	189	130
11/16/2020	11/22/2020	837	692	145	694	143	88
11/9/2020	11/15/2020	829	729	100	722	107	57
11/2/2020	11/8/2020	842	720	122	700	142	42
10/26/2020	11/1/2020	762	674	88	670	92	38
10/19/2020	10/25/2020	795	719	76	697	98	32
10/12/2020	10/18/2020	727	699	28	678	49	37
10/5/2020	10/11/2020	749	701	48	696	53	27
9/28/2020	10/4/2020	716	683	33	678	38	24
9/21/2020	9/27/2020	746	683	63	674	72	17
9/14/2020	9/20/2020	776	651	125	654	122	20
9/7/2020	9/13/2020	749	649	100	650	99	25
8/31/2020	9/6/2020	723	641	82	639	84	28
8/24/2020	8/30/2020	732	660	72	649	83	28
8/17/2020	8/23/2020	777	652	125	656	121	33
8/10/2020	8/16/2020	782	662	120	663	119	35
8/3/2020	8/9/2020	776	669	107	644	132	35
7/27/2020	8/2/2020	731	657	74	649	82	36
7/20/2020	7/26/2020	728	665	63	657	71	31
7/13/2020	7/19/2020	747	664	83	668	79	30
7/6/2020	7/12/2020	718	676	42	669	49	19
6/29/2020	7/5/2020	761	673	88	665	96	21
6/22/2020	6/28/2020	678	667	11	678	0	17
6/15/2020	6/21/2020	742	686	56	686	56	11
6/8/2020	6/14/2020	756	678	78	647	109	18
6/1/2020	6/7/2020	671	676	-5	673	-2	7
5/25/2020	5/31/2020	728	672	56	665	63	10
5/18/2020	5/24/2020	767	701	66	695	72	8
5/11/2020	5/17/2020	699	688	11	682	17	10
5/4/2020	5/10/2020	709	692	17	704	5	22
4/27/2020	5/3/2020	714	688	26	682	32	14
4/20/2020	4/26/2020	763	705	58	692	71	22
4/13/2020	4/19/2020	757	716	41	716	41	19
4/6/2020	4/12/2020	757	700	57	684	73	22
3/30/2020	4/5/2020	800	744	56	721	79	20
3/23/2020	3/29/2020	760	705	55	699	61	13
3/16/2020	3/22/2020	798	753	45	735	63	4
3/9/2020	3/15/2020	740	763	-23	752	-12	2
3/2/2020	3/8/2020	767	750	17	737	30	0
2/24/2020	3/1/2020	745	750	-5	733	12	0
2/17/2020	2/23/2020	730	716	14	702	28	0
2/10/2020	2/16/2020	786	709	77	717	69	0
2/3/2020	2/9/2020	731	770	-39	764	-33	0
1/27/2020	2/2/2020	726	727	-1	726	0	0
1/20/2020	1/26/2020	757	751	6	742	15	0
1/13/2020	1/19/2020	764	800	-36	769	-5	0
1/6/2020	1/12/2020	757	846	-89	792	-35	0

UPDATED 1/26/2021

### NOTES

1. Data from 2020-2021, including COVID-19 deaths, are provisional and subject to change.
2. Current-year data lag about one week behind due to the time required for death certificates to be processed.
3. On 1/13/2021, the starting and ending dates for weekly historical averages were adjusted to better align with current data. This will result in small changes in historical averages.